

Ethnicity (sq6)

File: Street Children










Overview

Type: Discrete Valid cases: 2273
Format: numeric Invalid: 41
Width: 8
Decimals: 0
Range: 1-9
Invalid: 99

DEFINITION

To which ethnic group do you belong?

CATEGORIES

| Value | Category | Cases | |
|-------|----------------|-------|--|
| 1 | Akan | 733 |  32.2% |
| 2 | Ga-Adangbe | 111 |  4.9% |
| 3 | Ewe | 106 |  4.7% |
| 4 | Guan | 44 |  1.9% |
| 5 | Gurma | 124 |  5.5% |
| 6 | Mole-Dagbani | 913 |  40.2% |
| 7 | Grusi | 181 |  8.0% |
| 8 | Mande | 9 |  0.4% |
| 9 | Others | 52 |  2.3% |
| 99 | Not Applicable | 41 | |

Warning: these figures indicate the number of cases found in the data file. They cannot be interpreted as summary statistics of the population of interest.