

# Religion (sq7)

File: Street Children

## Overview









---

Type: Discrete    Valid cases: 2314  
Format: numeric    Invalid: 0  
Width: 8  
Decimals: 0  
Range: 1-8

### DEFINITION

What is your religious affiliation?

### CATEGORIES

Value	Category	Cases	
1	Catholic	311	 13.4%
2	Protestant	244	 10.5%
3	Pentecostal/Charismatic	362	 15.6%
4	Other Christian	131	 5.7%
5	Islam	1069	 46.2%
6	Traditional	32	 1.4%
7	No Religion	164	 7.1%
8	Other	1	 0.0%

Warning: these figures indicate the number of cases found in the data file. They cannot be interpreted as summary statistics of the population of interest.