

School Attendance (sq10)

File: Street Children





Overview

Type: Discrete Valid cases: 2314
Format: numeric Invalid: 0
Width: 8
Decimals: 0
Range: 1-98

DEFINITION

Have you ever attended or are you attending school now?

CATEGORIES

Value	Category	Cases	
1	Never	1058	 45.7%
2	Now	260	 11.2%
3	Past	996	 43.0%
98	No Response	0	 0.0%

Warning: these figures indicate the number of cases found in the data file. They cannot be interpreted as summary statistics of the population of interest.