

Highest Educational Level (sq14)

File: Street Children







Overview

Type: Discrete Valid cases: 2304
Format: numeric Invalid: 10
Width: 8
Decimals: 0
Range: 0-5
Invalid: 98, 99

DEFINITION

Given the chance would you go to school?

CATEGORIES

| Value | Category | Cases | |
|-------|--------------------------------|-------|---|
| 0 | No Education | 1056 |  45.8% |
| 1 | Pre-school | 56 |  2.4% |
| 2 | Primary | 795 |  34.5% |
| 3 | Junior Secondary School | 376 |  16.3% |
| 4 | Senior Secondary School | 18 |  0.8% |
| 5 | Voational/Technical/Commercial | 3 |  0.1% |
| 98 | No Response | 10 | |
| 99 | Not Applicable | 0 | |

Warning: these figures indicate the number of cases found in the data file. They cannot be interpreted as summary statistics of the population of interest.