

# Days Missed At School (sq18)

File: Street Children

## Overview






---

Type: Discrete Valid cases: 81  
Format: numeric Invalid: 2233  
Width: 8  
Decimals: 0  
Range: 1-5  
Invalid: 98, 99

### DEFINITION

For how many days did you miss school last week?

### CATEGORIES

Value	Category	Cases	
1	One day	22	 27.2%
2	Two days	17	 21.0%
3	Three days	9	 11.1%
4	Four days	4	 4.9%
5	Throughout the week	29	 35.8%
98	No Response	14	
99	Not Applicable	2219	

Warning: these figures indicate the number of cases found in the data file. They cannot be interpreted as summary statistics of the population of interest.