

Training Received (sq19)

File: Street Children
















Overview

Type: Discrete Valid cases: 2314
Format: numeric Invalid: 0
Width: 8
Decimals: 0
Range: 1-99

DEFINITION

What training have you received?

CATEGORIES

| Value | Category | Cases | |
|-------|----------------------------|-------|--|
| 1 | None | 2085 |  90.1% |
| 2 | Carpentry | 36 |  1.6% |
| 3 | Masonry | 24 |  1.0% |
| 4 | Fitting/Mechanic | 32 |  1.4% |
| 5 | Tailoring/Dressmaking | 19 |  0.8% |
| 6 | Driving | 27 |  1.2% |
| 7 | Blacksmithing/Goldsmithing | 4 |  0.2% |
| 8 | Electrical | 9 |  0.4% |
| 9 | Draughtsmanship | 0 |  0.0% |
| 10 | Hairdressing | 16 |  0.7% |
| 11 | Bakery/Catering | 7 |  0.3% |
| 12 | Textiles/Weaving | 14 |  0.6% |
| 13 | Other | 41 |  1.8% |
| 98 | No Response | 0 |  0.0% |
| 99 | Not Applicable | 0 |  0.0% |

Warning: these figures indicate the number of cases found in the data file. They cannot be interpreted as summary statistics of the population of interest.