

# Usual Sleeping Place (sq24)

File: Street Children

## Overview










---

Type: Discrete Valid cases: 2314  
Format: numeric Invalid: 0  
Width: 8  
Decimals: 0  
Range: 1-98

### DEFINITION

Where do you usually sleep?

### CATEGORIES

Value	Category	Cases	
1	Open space/Pavement/In front of store	887	 38.3%
2	Railway station/Lorry station/Bus stop	362	 15.6%
3	Classroom	0	 0.0%
4	Cinema house	6	 0.3%
5	Vehicle	10	 0.4%
6	Kiosk/Metal container/Shop	711	 30.7%
7	Group quarters/institution	261	 11.3%
8	Other	77	 3.3%
98	No Response	0	 0.0%

Warning: these figures indicate the number of cases found in the data file. They cannot be interpreted as summary statistics of the population of interest.