

# Hours of Work - Night (sq47b)

File: Street Children

## Overview








---

Type: Discrete Valid cases: 252  
Format: numeric Invalid: 2062  
Width: 8  
Decimals: 0  
Range: 1-7  
Invalid: 98, 99

### DEFINITION

During which time and how many hours do you usually work?

### CATEGORIES

Value	Category	Cases	
1	Less than 1 hour	71	 28.2%
2	From 1 - 2 hours	53	 21.0%
3	From 2 - 3 hours	42	 16.7%
4	From 3 - 4 hours	23	 9.1%
5	From 4 - 6 hours	18	 7.1%
6	From 6 - 8 hours	14	 5.6%
7	More than 8 hours	31	 12.3%
98	No Response	1	
99	Not Applicable	2061	

Warning: these figures indicate the number of cases found in the data file. They cannot be interpreted as summary statistics of the population of interest.