

Injuries/Illness Sustained (sq49)

File: Street Children











Overview

Type: Discrete Valid cases: 1981
Format: numeric Invalid: 333
Width: 8
Decimals: 0
Range: 1-10
Invalid: 98, 99

DEFINITION

What injuries/illnesses have you sustained in the course of your work?

CATEGORIES

Value	Category	Cases	
1	None	921	 46.5%
2	Poisoning	6	 0.3%
3	Cuts/wounds	773	 39.0%
4	Fire burns	29	 1.5%
5	Loss of limb	0	 0.0%
6	Loss of sight	2	 0.1%
7	Deafness/Impaired hearing	1	 0.1%
8	Skin disease	29	 1.5%
9	Respiratory ailment	43	 2.2%
10	Other ailment	177	 8.9%
98	No Response	20	
99	Not Applicable	313	

Warning: these figures indicate the number of cases found in the data file. They cannot be interpreted as summary statistics of the population of interest.