

# Frequency of Injuries/Illness On The Street (sq52)

File: Street Children

## Overview




---

Type: Discrete    Valid cases: 1371  
Format: numeric   Invalid: 943  
Width: 8  
Decimals: 0  
Range: 1-3  
Invalid: 98, 99

### DEFINITION

How often did you suffer injuries/illness?

### CATEGORIES

| Value | Category       | Cases |   |
|-------|----------------|-------|---|
| 1     | Frequently     | 126   |  9.2%  |
| 2     | Ocassionally   | 920   |  67.1% |
| 3     | Seldom         | 325   |  23.7% |
| 98    | No Response    | 19    |   |
| 99    | Not Applicable | 924   |   |

Warning: these figures indicate the number of cases found in the data file. They cannot be interpreted as summary statistics of the population of interest.