

# Monthly Rent (rent)









## File: Street Children

### Overview

---

Type: Discrete Valid cases: 1090  
Format: numeric Invalid: 1224  
Width: 8  
Decimals: 0  
Range: 1-8  
Invalid: 99

#### CATEGORIES

Value	Category	Cases	
1	1,000 - 2,000	163	 15.0%
2	3,000 - 4,000	428	 39.3%
3	5,000 - 6,000	234	 21.5%
4	7,000 - 8,000	44	 4.0%
5	9,000 - 10,000	81	 7.4%
6	11,000 - 15,000	68	 6.2%
7	16,000 - 20,000	13	 1.2%
8	Over 20,000	59	 5.4%
99	Not Applicable	1224	

Warning: these figures indicate the number of cases found in the data file. They cannot be interpreted as summary statistics of the population of interest.