

Number of Eligible Children (g5b)

File: Child

Overview














Type: Discrete Valid cases: 17014
Format: numeric Invalid: 20
Width: 8
Decimals: 0
Range: 1-13
Invalid: 98, 99

Questions and instructions

LITERAL QUESTION

No.of Children eligible:

CATEGORIES

| Value | Category | Cases |
|-------|------------------|---|
| 1 | 2022 |  11.9% |
| 2 | 3789 |  22.3% |
| 3 | 4286 |  25.2% |
| 4 | 3311 |  19.5% |
| 5 | 1653 |  9.7% |
| 6 | 1046 |  6.1% |
| 7 | 371 |  2.2% |
| 8 | 208 |  1.2% |
| 9 | 126 |  0.7% |
| 10 | 72 |  0.4% |
| 11 | 57 |  0.3% |
| 12 | 60 |  0.4% |
| 13 | 13 |  0.1% |
| 98 | Missing response | 0 |
| 99 | Not applicable | 20 |

Warning: these figures indicate the number of cases found in the data file. They cannot be interpreted as summary statistics of the population of interest.