

Relationship with employer (bq52)

File: Child

Overview

Type: Discrete Valid cases: 231
Format: numeric Invalid: 16803
Width: 8
Decimals: 0
Range: 1-3
Invalid: 98, 99

Questions and instructions




UNIVERSE

children 5-17

LITERAL QUESTION

How is your relationship with your employer?

CATEGORIES

Value	Category	Cases	
1	Good	199	 86.1%
2	Bad	10	 4.3%
3	Indifferent	22	 9.5%
98	Missing response	0	
99	Not applicable	16803	

Warning: these figures indicate the number of cases found in the data file. They cannot be interpreted as summary statistics of the population of interest.