

How many sleeping rooms (h3)

File: Household Characteristics

Overview

Type: Discrete Valid cases: 6785
Format: numeric Invalid: 0
Width: 8
Decimals: 0
Range: 1-9

Questions and instructions










UNIVERSE

All household members

LITERAL QUESTION

How many sleeping rooms does the household

CATEGORIES

Value	Category	Cases	
1	2636	 38.9%	
2	2008	 29.6%	
3	1025	 15.1%	
4	574	 8.5%	
5	240	 3.5%	
6	141	 2.1%	
7	75	 1.1%	
8	40	 0.6%	
9	46	 0.7%	

Warning: these figures indicate the number of cases found in the data file. They cannot be interpreted as summary statistics of the population of interest.