

Main source of drinking water (h6)

File: Household Characteristics

Overview

Type: Discrete Valid cases: 6785
Format: numeric Invalid: 0
Width: 8
Decimals: 0
Range: 1-8

Questions and instructions









UNIVERSE

All household members

LITERAL QUESTION

What is the main source of drinking water?

CATEGORIES

Value	Category	Cases	
1	Pipe-borne inside house	827	 12.2%
2	pipe-borne outside house	1715	 25.3%
3	Tanker service	102	 1.5%
4	River stream	1074	 15.8%
5	Bore hole	1846	 27.2%
6	Well	818	 12.1%
7	Dugout/pond/dam	395	 5.8%
8	other	8	 0.1%

Warning: these figures indicate the number of cases found in the data file. They cannot be interpreted as summary statistics of the population of interest.