

# main source of major income (h13)

File: Household Characteristics

## Overview

---

Type: Discrete Valid cases: 6785  
Format: numeric Invalid: 0  
Width: 8  
Decimals: 0  
Range: 1-7

## Questions and instructions

---








UNIVERSE

All household members

LITERAL QUESTION

What is the main source from which the household derived its major income during the last 12 months?

### CATEGORIES

Value	Category	Cases	
1	self-empl (agric activity)	3668	 54.1%
2	self-empl. (non-agric activity)	1744	 25.7%
3	agricultural labour	71	 1.0%
4	other casual labour	105	 1.5%
5	regular wage employment	911	 13.4%
6	pension, dividend,interest	152	 2.2%
7	other	134	 2.0%

Warning: these figures indicate the number of cases found in the data file. They cannot be interpreted as summary statistics of the population of interest.