

Ghana

Ghana Statistical Service

Annual Household Income and Expenditure Survey

Study Documentation

May 4, 2023

Metadata Production

Metadata Producer(s)	Ghana Statistical Service (GSS) , autonomous , Documentation of the study
Production Date	May 3, 2023
Version	Version 1.0 (May 2023)
Identification	DDI-GHA-GSS-AHIES-2022Q1-2022Q3-v1.0

Table of Contents

Overview	4
Scope & Coverage	4
Producers & Sponsors	5
Sampling	5
Data Collection	5
Data Processing & Appraisal	6
Accessibility	6
Rights & Disclaimer	7
Files Description	8
AHIES2022_Sec01234_q1q2q3_20230327	8
AHIES2022_SEC56711_q1q2_20230327	8
AHIES2022_SEC12_q1q2_20230327	8
Variables List	9
AHIES2022_Sec01234_q1q2q3_20230327	9
AHIES2022_SEC56711_q1q2_20230327	28
AHIES2022_SEC12_q1q2_20230327	34
Variables Description	36
AHIES2022_Sec01234_q1q2q3_20230327	37
AHIES2022_SEC56711_q1q2_20230327	349
AHIES2022_SEC12_q1q2_20230327	406

Annual Household Income and Expenditure Survey (AHIES 2022)

Overview	
Type	Household Panel Survey
Identification	GHA-GSS-AHIES-2022Q1-2022Q3-v1.0
Version	Production Date: 2023-05-03 v1.0: Raw sample data, obtained from data entry, for office use only
Series	The 2022 AHIES is the first in a series that regularly provides representative panel data at the national and regional levels on expenditure, income and living conditions of households and individuals. Data collection for AHIES is quarterly and over a three-year period of January 2022 to December 2024. AHIES was roll out to help in the computation of GDP at a more disaggregated level and also help monitor targets of 10 out of the 17 Sustainable Development Goals (SDGs). Specifically, the primary rationale of AHIES, which is to improve the measurement of Gross Domestic Product (GDP), aligns with SDG 8 (Decent Work and Economic Growth). Pathways of using AHIES to improve the measurement of GDP include the use of “near-real” time data to capture Household Final Consumption Expenditure (HFCE) instead of using estimates and generating quarterly and sub-national estimates for GDP.
Abstract The Annual Household Income and Expenditure Survey (AHIES) is the first nationally representative high-frequency household panel survey in Ghana. The AHIES is being conducted to obtain quarterly and annual data on household final consumption expenditure and a wide scope of demographic, economic and welfare variables including statistics on labour, food security, multi-dimensional poverty and health status for research, policy, and planning. Some of the key macroeconomic indicators to be generated include quarterly GDP, regional GDP, quarterly unemployment, underemployment, inequality, consumption expenditure poverty, multidimensional poverty and food security. The data from the AHIES is classified, tabulated and disseminated so that researchers, administrators, policy makers and development partners can use the information in formulating and implementing various development programs at the national and community levels and also to monitor targets under the Sustainable Development Goals.	
Unit of Analysis	-Individuals -Households

Scope & Coverage

Scope

The scope of the AHIES 2022 includes:

- HOUSING: Housing conditions and community facilities

-HOUSEHOLD: Household characteristics, income and expenditure, assets, food insecurity, and transfer payments, own consumption, non-farm enterprises.

-PERSONS: Marital status, migration, education, economic activity, health, disability, fertility.

Keywords	Demography, Education, Health, Household, Head of household, Housing, Labour, Own consumption, Food security, Assets, Expenditure, Health and Safety, Non-Farm Enterprise, Panel Survey
Time Period(s)	2022
Countries	Ghana

Geographic Coverage

Nation-wide

Panel household survey

Universe

The universe covers the population living within individual households in Ghana. However, such population which is defined as institutionalised population as persons living at elderly houses, rest homes, correction facilities, military barracks, and hospitals with special characteristics, nursery, and also nomadic population are excluded.

Producers & Sponsors

Primary Investigator(s)	Ghana Statistical Service
Funding Agency/ies	Harmonising and Improving Statistics in West Africa Project (HISWAP) , Funds Government of Ghana (GoG) World Bank , Technical assistance

Sampling

Sampling Procedure

With the sampling procedure, 10,800 households in 600 EAs, consisting of 304 (50.67%) urban and 296 (49.33%) rural households were drawn from the 2021 Population and Housing Census listing frame to form the secondary sampling units. A random sampling methodology was adopted to select eighteen (18) households per selected EAs in all regions to form the full sample for the fieldwork to be able to produce regionally representative expenditures for GDP.

Data Collection

Data Collection Dates	Ist Quarter: start 2022-01-01 Ist Quarter: end 2022-04-12 2nd Quarter: start 2022-04-14 2nd Quarter: end 2022-07-22 3rd Quarter: start 2022-07-23 3rd Quarter: end 2022-11-02
Data Collection Mode	Computer Assisted Personal Interview [CAPI]

Data Collection Notes

All resources (human, logistics, technology, etc.) necessary for the conduct of the AHIES were planned for so that the survey would be carried out at the appropriate time and sequence. During this stage all major decisions about the survey were taken including the geographical or mapping work and preparation of documents and other such activities were undertaken.

Training phase: There were two levels of trainings: one for the pre-test exercise and the other for the main field data collection. Training of field officers for the main field work was implemented in three phases comprising virtual and face-to-face sessions. An initial two-day virtual training was organised to introduce trainees to the survey and the economic activity module, with emphasis on occupation and industry classifications. This was followed by a 17-day face-to-face training, then a two-day virtual refresher training for only selected field officers. In addition, an orientation programme was organised for supervisors and team drivers before they were deployed to the field. The AHIES Field Officers' Manual was used to guide the training.

Data Quality Management: The CAPI allowed internal consistency checks and daily syncing of data for daily review and feedback during data collection by the data quality management teams (DQMTs) at HQ. In addition, the DQMT checked the data for errors, inconsistencies, missing values and duplicates. Where any challenge was identified, it was reported to the supervisor who was expected to investigate and effect the necessary correction.

Enumeration Phase: This is the stage where the required data are collected from the people who make up the population of the country. A number of carefully planned procedures and methods were set in place which directed field officers on how the required information is to be collected. Each interviewing team comprised of 5 enumerators and a supervisor. During the

first quarter (Q1), data was collected in 600 EAs over three cycles and each cycle consisted of 33 days. Hence, ninety-nine (99) days was used for data collection during the first quarter. Within quarter 2 (Q2) and quarter 3 (Q3), there were three (3) cycles and within each cycle, thirty-three (33) days of data collection in 200 EAs where the full module of the questionnaire was administered. The remaining 400 EAs in each quarter was covered within 40 days. Interviewing took place every day throughout the fieldwork period. Questionnaire was in the English language but enumerators, as part of their training were encouraged to use any local language when needed.

Questionnaires

GSS developed a composite questionnaire for AHIES with the following modules: demographic characteristics, migration, education, health, economic activity, household food insecurity, housing, household income and expenditure, non-farm enterprise, asset ownership, remittances, and mortality.

Data Collector(s)	Ghana Statistical Service (GSS)
--------------------------	---------------------------------

Supervision

The 2022 Annual Household and Income Survey had these levels of supervision:

Quality assurance, monitoring and evaluation were integrated into every aspect of the AHIES. The structure consisted of the national monitoring team at the apex and comprised of management and staff of GSS. Next was the Project Implementation Team (PIT). To ensure effective monitoring and evaluation, each PIT member was assigned two to four teams to monitor for the identification and resolution of challenges in a timely manner. This was followed by the regional monitoring team, led by the Regional Statistician, which supervised activities in their areas of jurisdiction. At the enumeration level were the field monitors who ensured effective data collection, reviewed daily work, investigated and identified challenges and were responsible for effecting changes where the need arose. Each field team consisted of five enumerators with one Field Supervisor.

Data Processing & Appraisal

Data Editing

The AHIES data editing was implemented at two levels:

1. Data editing by enumerators and supervisors during data collection
2. Final data editing was done at the national level

Data editing and cleaning was mainly digital.

Other Processing

The AHIES reports provided information at the national and regional level on labour statistics: mobilities across employment, unemployment and outside labour force statuses and provides other employment-related statistics such as the period for transitioning to work after school or apprenticeship, gender pay gaps and safety measures compliance at the workplace. All these published statistics have been disaggregated across different demographic, geographical, social, and economic variables.

Accessibility

Confidentiality

Confidentiality of respondents is guaranteed by Statistical Service Act 2019, Act 1003.

Before being granted access to the dataset, all users have to formally agree:

1. To make no copies of any files or portions of files to which s/he is granted access except those authorized by the data depositor.
2. Not to use any technique in an attempt to learn the identity of any person, establishment, or sampling unit not identified on public use data files.
3. To hold in strictest confidence the identification of any establishment or individual that may be inadvertently revealed in any documents or discussion, or analysis. Such inadvertent identification revealed in her/his analysis will be immediately brought to the attention of the data depositor.

Access Conditions

The dataset has been anonymized and is available as a Public Use Dataset. It is accessible to all for statistical and research purposes only, under the following terms and conditions:

1. The data and other materials will not be redistributed or sold to other individuals, institutions, or organizations without the written agreement of the Ghana Statistical Service.
2. The data will be used for statistical and scientific research purposes only. They will be used solely for reporting of aggregated information, and not for investigation of specific individuals or organizations.
3. No attempt will be made to re-identify respondents, and no use will be made of the identity of any person or establishment discovered inadvertently. Any such discovery would immediately be reported to the Ghana Statistical Service.
4. No attempt will be made to produce links among datasets provided by the Ghana Statistical Service, or among data from the Ghana Statistical Service and other datasets that could identify individuals or organizations.
5. Any books, articles, conference papers, theses, dissertations, reports, or other publications that employ data obtained from the Ghana Statistical Service will cite the source of data in accordance with the Citation Requirement provided with each dataset.

Rights & Disclaimer

Copyright

(c) 2022, Ghana Statistical Service

Files Description

Dataset contains 3 file(s)

AHIES2022_Sec01234_q1q2q3_20230327

# Cases	159687
---------	--------

# Variable(s)	465
---------------	-----

AHIES2022_SEC56711_q1q2_20230327

# Cases	21388
---------	-------

# Variable(s)	149
---------------	-----

AHIES2022_SEC12_q1q2_20230327

# Cases	278074
---------	--------

# Variable(s)	30
---------------	----

Variables List

Dataset contains 644 variable(s)

File AHIES2022_Sec01234_q1q2q3_20230327							
#	Name	Label	Type	Format	Valid	Invalid	Question
1	quarter	Quarter	discrete	numeric-8.0	159687	0	-
2	hhid	Household ID	discrete	character-6	159687	0	-
3	pid	Line number	continuous	numeric-8.0	159687	0	-
4	region	regcode	discrete	numeric-8.0	159687	0	-
5	urbrur	localitytype	discrete	numeric-8.0	159687	0	-
6	s1aq1	Sex	discrete	numeric-8.0	159687	0	-
7	s1aq2	Relationship to head	discrete	numeric-8.0	159687	0	-
8	s1aq3a	Day of birth	continuous	numeric-8.0	106541	53146	-
9	s1aq3b	Month of birth	discrete	numeric-8.0	106541	53146	-
10	s1aq3c	Year of birth	continuous	numeric-8.0	106541	53146	-
11	s1aq4y	Age	continuous	numeric-18.0	159687	0	-
12	s1aq4m	Age in Month	discrete	numeric-8.0	20920	138767	-
13	s1aq5	Marital Status	discrete	numeric-8.0	107877	51810	-
14	s1aq6	Religious denomination	discrete	numeric-8.0	159687	0	-
15	s1aq6o	Other Specify	discrete	character-45	436	0	-
16	s1aq7	Nationality	discrete	numeric-8.0	159687	0	-
17	s1aq8	Name of Other Nationality Country	discrete	numeric-8.0	1219	158468	-
18	s1aq9a	Ethnicity (Major)	discrete	numeric-8.0	158446	1241	-
19	s1aq9ao	Other Soecify Major	discrete	character-30	0	0	-
20	s1aq9b	Detail Ethnicity	discrete	numeric-8.0	158439	1248	-
21	s1aq9bo	Other Specify Detail	discrete	character-30	0	0	-
22	s1bq1	Was (NAME) born in this village or town?	discrete	numeric-8.0	159687	0	-
23	s1bq2a	Born in another region	discrete	numeric-8.0	45045	114642	-
24	s1bq2o	Other specify	discrete	character-45	0	0	-
25	s1bq2b	In what District was name born	discrete	numeric-8.0	45063	114624	-
26	s1bq3	Has (NAME) been living in this town/village since birth?	discrete	numeric-8.0	114897	44790	-
27	s1bq4	How long has (NAME) been living continuously in this town/village?	continuous	numeric-8.0	49100	110587	-
28	s1bq5a	Where was (NAME) living before moving here?	discrete	numeric-8.0	49100	110587	-
29	s1bq5b	Which Region Name living before moving here	discrete	numeric-8.0	49100	110587	-
30	s1bq6	How long did (NAME) live in ???	continuous	numeric-8.0	49100	110587	-

File AHIES2022_Sec01234_q1q2q3_20230327							
#	Name	Label	Type	Format	Valid	Invalid	Question
31	s1bq7	What was (NAME?'s) main reason for moving to this village/town?	discrete	numeric-8.0	49100	110587	-
32	s1bq7o	Other specify	discrete	character-45	360	0	-
33	s2aq1	Has [NAME] ever attended school or is [NAME] attending school now?	discrete	numeric-8.0	147290	12397	-
34	s2aq2	What is/was the main reason why (NAME) has never attended school?	discrete	numeric-8.0	27454	132233	-
35	s2aq2o	Other Specify	discrete	character-45	0	0	-
36	s2aq3	What is the highest level of schooling [NAME] is attending now/attended in the p	discrete	numeric-8.0	147291	12396	-
37	s2aq3o	Other specify	discrete	character-45	54	0	-
38	s2aq4	What is the highest grade (form/class/level, etc.) [NAME] has completed at that	discrete	numeric-8.0	119517	40170	-
39	s2aq4o	Other Specify	discrete	character-45	0	0	-
40	s2aq5	Did (NAME) attend school/ college at any time during the past 3 months?	discrete	numeric-8.0	119990	39697	-
41	s2aq6	Is (NAME) still in school?	discrete	numeric-8.0	56285	103402	-
42	s2aq7	Is the school (Name) attending Private or Public?	discrete	numeric-8.0	55390	104297	-
43	s2aq8a	By what means does (NAME) usually go to and from school? - From	discrete	numeric-8.0	55388	104299	-
44	s2aq8ao	Other Specify	discrete	character-45	34	0	-
45	s2aq8b	By what means does (NAME) usually go to and from school? - To	discrete	numeric-8.0	60202	99485	-
46	s2aq8bo	Other Specify	discrete	character-45	260	0	-
47	s2aq9a	How much time does (NAME) spend going to and from school daily? Hours	discrete	numeric-8.0	55387	104300	-
48	s2aq9b	How much time does (NAME) spend going to and from school daily? Minutes	continuous	numeric-8.0	51966	107721	-
49	s2aq10	Indicate which of the following you spent on:	discrete	character-50	56437	0	-
50	s2aq11a1	Application_fee	continuous	numeric-8.0	137	159550	-
51	s2aq11a2	Tuition_Fee	continuous	numeric-8.0	6483	153204	-
52	s2aq11a3	Administrative_Fee	continuous	numeric-8.0	487	159200	-
53	s2aq11a4	Registration_Fee	continuous	numeric-8.0	551	159136	-
54	s2aq11a5	Sports Fee	continuous	numeric-8.0	745	158942	-
55	s2aq11a6	Medical Fee	continuous	numeric-8.0	187	159500	-

File AHIES2022_Sec01234_q1q2q3_20230327

#	Name	Label	Type	Format	Valid	Invalid	Question
56	s2aq11a7	Uniform Cost	continuous	numeric-8.0	6731	152956	-
57	s2aq11a8	Cadet Uniform Cost	continuous	numeric-8.0	17	159670	-
58	s2aq11a9	Change Over Dress Cost	continuous	numeric-8.0	200	159487	-
59	s2aq11a10	PTA Dues	continuous	numeric-8.0	8712	150975	-
60	s2aq11a11	Exercise Books Cost	continuous	numeric-8.0	18843	140844	-
61	s2aq11a12	Text Books Cost	continuous	numeric-8.0	8549	151138	-
62	s2aq11a13	Toiletries/Utilities Fees	continuous	numeric-8.0	2849	156838	-
63	s2aq11a14	School Supplies Cost	continuous	numeric-8.0	11826	147861	-
64	s2aq11a15	Transportation Cost	continuous	numeric-8.0	1846	157841	-
65	s2aq11a16	Cost of Food at School	continuous	numeric-8.0	14012	145675	-
66	s2aq11a17	School Accomodation Cost	continuous	numeric-8.0	361	159326	-
67	s2aq11a18	School Extra Classes Cost	continuous	numeric-8.0	3088	156599	-
68	s2aq11a19	Private Extra Classes Cost	continuous	numeric-8.0	272	159415	-
69	s2aq11a20	Printing Fee	continuous	numeric-8.0	4936	154751	-
70	s2aq11a21	School Development Levy	continuous	numeric-8.0	700	158987	-
71	s2aq11a22	Graduation Fee	continuous	numeric-8.0	201	159486	-
72	s2aq11a23	Teachers Appreciation Fee	continuous	numeric-8.0	838	158849	-
73	s2aq11a24	In-Kind Expenses	continuous	numeric-8.0	495	159192	-
74	s2aq11a25	Our Day Levy	continuous	numeric-8.0	671	159016	-
75	s2aq11a26	Other expense 1	continuous	numeric-8.0	1639	158048	-
76	s2aq11a27	Other expense 2	continuous	numeric-8.0	232	159455	-
77	s2aq11a28	Other expense 3	continuous	numeric-8.0	34	159653	-
78	s2aq11a26o	How much did you spend on?? Other 1	discrete	character-45	1665	0	-
79	s2aq11a27o	How much did you spend on?? Other 2	discrete	character-45	237	0	-
80	s2aq11a28o	How much did you spend on?? Other 3	discrete	character-45	34	0	-
81	s2aq11a29	Lump Sum	continuous	numeric-8.0	29157	130530	-
82	s2aq12	Who paid for most of (NAME?S) the educational expenses?	discrete	numeric-8.0	56429	103258	-
83	s2aq12o	Other Specify	discrete	character-45	164	0	-
84	s2aq13	Did (NAME) receive a scholarship/ bursary during the past 3 months?	discrete	numeric-8.0	56429	103258	-
85	s2aq13o	Other Specify	discrete	character-45	10	0	-
86	s2aq14	What was the amount of (NAME?S) scholarship/ bursary received for the past 3 mon	continuous	numeric-8.0	219	159468	-
87	s2aq15	Is (NAME) currently receiving any of these training?	discrete	character-13	82743	0	-

File AHIES2022_Sec01234_q1q2q3_20230327							
#	Name	Label	Type	Format	Valid	Invalid	Question
88	s2aq15a	Clerical	discrete	numeric-8.0	9	159678	-
89	s2aq15b	Managerial	discrete	numeric-8.0	10	159677	-
90	s2aq15c	Data Science	discrete	numeric-8.0	9	159678	-
91	s2aq15d	ICT	discrete	numeric-8.0	118	159569	-
92	s2aq15e	Marketing	discrete	numeric-8.0	7	159680	-
93	s2aq15f	Teaching	discrete	numeric-8.0	42	159645	-
94	s2aq15g	Leadership	discrete	numeric-8.0	10	159677	-
95	s2aq15h	Medicine	discrete	numeric-8.0	8	159679	-
96	s2aq15i	Accounting	discrete	numeric-8.0	20	159667	-
97	s2aq15j	Skills/Trade	discrete	numeric-8.0	142	159545	-
98	s2aq15k	Farming practices	discrete	numeric-8.0	92	159595	-
99	s2aq15l	Other training	discrete	numeric-8.0	52	159635	-
100	s2aq15z	None	discrete	numeric-8.0	86004	73683	-
101	s2aq15o	Other specify	discrete	character-45	49	0	-
102	s2aq16	How much in all did (NAME) pay for the training in the past 3 months?	continuous	numeric-8.0	270	159417	-
103	s2bq1	Is (Name) an apprentice or has (Name) ever been an apprentice?	discrete	numeric-8.0	95461	64226	-
104	s2bq2a	How long was (is) the apprenticeship? Years	discrete	numeric-8.0	23104	136583	-
105	s2bq2b	How long was (is) the apprenticeship? Months	discrete	numeric-8.0	1551	158136	-
106	s2bq3a	What is the main trade (NAME) is learning or learnt? Trade	discrete	character-45	22994	0	-
107	s2bq3b	Trade Code	discrete	numeric-8.0	23070	136617	-
108	s3aq1	During the past 2 weeks has (NAME) suffered from either an illness or injury?	discrete	numeric-8.0	159687	0	-
109	s3aq2	For how many days during the past 2 weeks has (NAME) suffered from this conditi	discrete	numeric-8.0	27371	132316	-
110	s3aq3	During the past 2 weeks, did (NAME) have to stop the usual activities because of	discrete	numeric-8.0	27371	132316	-
111	s3aq3a	Other specify	discrete	character-45	0	0	-
112	s3aq4	For how many days?	discrete	numeric-8.0	15589	144098	-
113	s3aq4o	Other specify	discrete	character-45	0	0	-
114	s3aq5	During the past 2 weeks has (NAME) consulted a health practitioner, visited a he	discrete	numeric-8.0	159687	0	-
115	s3aq6	On the most recent visit whom did (NAME) consult?	discrete	numeric-8.0	16713	142974	-
116	s3aq6o	Other Specify	discrete	character-45	40	0	-

File AHIES2022_Sec01234_q1q2q3_20230327							
#	Name	Label	Type	Format	Valid	Invalid	Question
117	s3aq7	What was the main reason for the most recent visit?	discrete	numeric-8.0	16713	142974	-
118	s3aq7o	Other specify	discrete	character-45	43	0	-
119	s3aq8m	Where did the consultation take place? Name of facility (Main Group)	discrete	numeric-8.0	16713	142974	-
120	s3aq8a	Where did the consultation take place? Name of facility	discrete	character-45	15917	0	-
121	s3aq8b	Where did the consultation take place? facility code	discrete	numeric-8.0	16713	142974	-
122	s3aq8o	Other specify	discrete	character-45	135	0	-
123	s3aq9	How much did (NAME) pay for the registration/ card/ folder at the health facility	continuous	numeric-8.0	16713	142974	-
124	s3aq10	How much did (NAME) pay for consultation?	continuous	numeric-8.0	16709	142978	-
125	s3aq11	How much did (NAME) pay for diagnosis (x-ray, lab, etc.)?	continuous	numeric-8.0	16709	142978	-
126	s3aq12	How much did (NAME) pay for drugs and treatment?	continuous	numeric-8.0	16707	142980	-
127	s3aq13	How much did (NAME) pay for overall treatment or services received?	continuous	numeric-8.0	16713	142974	-
128	s3aq14	How much did (NAME) pay for any other services?	continuous	numeric-8.0	16709	142978	-
129	s3aq15	How much did (NAME) pay to travel there and return?	continuous	numeric-8.0	16706	142981	-
130	s3aq16	During the past 2 weeks was (NAME) admitted to a hospital or health facility for	discrete	numeric-8.0	16713	142974	-
131	s3aq17	How many nights did (NAME) stay in hospital/ health facility during the past 2 we	discrete	numeric-8.0	1817	157870	-
132	s3aq18	How much did (NAME) or will (NAME) pay for staying in a hospital/health facility	continuous	numeric-8.0	1817	157870	-
133	s3aq19	During the past 2 weeks did (NAME) buy any medicine or medical supplies?	discrete	numeric-8.0	159687	0	-
134	s3aq20	How much did (NAME) pay altogether for these medicines and medical supplies?	continuous	numeric-8.0	20016	139671	-
135	s3aq21	Total medical expenses	continuous	numeric-8.0	159687	0	-
136	s3aq22a	During the past 3 months was (NAME) admitted to a hospital or health facility fo	discrete	numeric-8.0	145006	14681	-
137	s3aq22b	How much did (NAME) spend on admissions for any illness or injury in the last 3	continuous	numeric-8.0	936	158751	-

File AHIES2022_Sec01234_q1q2q3_20230327							
#	Name	Label	Type	Format	Valid	Invalid	Question
138	s3aq23	Who usually pays for the largest portions of (NAME?s) health expenses incl. Cons	discrete	numeric-8.0	159687	0	-
139	s3aq23o	Other Specify	discrete	character-45	240	0	-
140	s3aq23hhid	HH Member ID	discrete	numeric-8.0	137403	22284	-
141	s3bq1	Has (NAME) ever been registered with a health insurance scheme?	discrete	numeric-8.0	159687	0	-
142	s3bq2	Is (NAME) currently covered?	discrete	numeric-8.0	126573	33114	-
143	s3bq3	TAKE WEIGHT (KG) OF MEMBER	continuous	numeric-8.0	147249	12438	-
144	s3bq3o	Other Specify	discrete	character-45	533	0	-
145	s3bq4	TAKE HEIGHT (CM) OF MEMBER	continuous	numeric-8.0	147701	11986	-
146	s3bq4o	Other Specify	discrete	character-45	530	0	-
147	BMI	Body Mass Index of persons in households	continuous	numeric-8.0	110155	49532	-
148	s3bq5	WHAT IS THE MODE OF MEASUREMENT (HEIGHT)	discrete	numeric-8.0	125548	34139	-
149	s3cq1	Does (NAME) have difficulty seeing, even if wearing glasses? Will you say that [discrete	numeric-8.0	138792	20895	-
150	s3cq2	Does (NAME) have difficulty hearing, even if using a hearing aid? Will you say t	discrete	numeric-8.0	138792	20895	-
151	s3cq3	Does (NAME) have difficulty walking or climbing stairs? Will you say that [NAME]	discrete	numeric-8.0	138792	20895	-
152	s3cq4	Does (NAME) have difficulty remembering or concentrating Will you say that [NAME	discrete	numeric-8.0	138792	20895	-
153	s3cq5	Does (NAME) have difficulty with self-care such as washing all over the body or	discrete	numeric-8.0	138792	20895	-
154	s3cq6	Using (his/her) usual language, does (NAME) have difficulty communicating (e.g.	discrete	numeric-8.0	138792	20895	-
155	s4aq6o	Which of the following type of work did Name do in the past 7 days	discrete	numeric-8.0	0	159687	-
156	s4aq1	During the past 7 days, did [NAME] work for a wage, salary, commission, other pa	discrete	numeric-8.0	138766	20921	-

File AHIES2022_Sec01234_q1q2q3_20230327							
#	Name	Label	Type	Format	Valid	Invalid	Question
157	s4aq2	During the past 7 days, how many hours did [NAME] work for a wage/salary?	discrete	numeric-8.0	11727	147960	-
158	s4aq3a	Wage/salary work hours: Day 1	continuous	numeric-8.0	11714	147973	-
159	s4aq3b	Wage/salary work hours: Day 2	continuous	numeric-8.0	11571	148116	-
160	s4aq3c	Wage/salary work hours: Day 3	continuous	numeric-8.0	11064	148623	-
161	s4aq3d	Wage/salary work hours: Day 4	continuous	numeric-8.0	10245	149442	-
162	s4aq3e	Wage/salary work hours: Day 5	continuous	numeric-8.0	9278	150409	-
163	s4aq3f	Wage/salary work hours: Day 6	continuous	numeric-8.0	4895	154792	-
164	s4aq3g	Wage/salary work hours: Day 7	continuous	numeric-8.0	1646	158041	-
165	s4aq4	During the past 7 days, did [NAME] work as a domestic worker for a wage, salary,	discrete	numeric-8.0	127039	32648	-
166	s4aq5	During the past 7 days, for how many days did (NAME) do domestic work?	discrete	numeric-8.0	390	159297	-
167	s4aq6a	Domestic work hours: Day 1	discrete	numeric-8.0	390	159297	-
168	s4aq6b	Domestic work hours: Day 2	discrete	numeric-8.0	371	159316	-
169	s4aq6c	Domestic work hours: Day 3	discrete	numeric-8.0	351	159336	-
170	s4aq6d	Domestic work hours: Day 4	discrete	numeric-8.0	310	159377	-
171	s4aq6e	Domestic work hours: Day 5	discrete	numeric-8.0	281	159406	-
172	s4aq6f	Domestic work hours: Day 6	discrete	numeric-8.0	179	159508	-
173	s4aq6g	Domestic work hours: Day 7	discrete	numeric-8.0	79	159608	-
174	s4aq7	During the past 7 days, did [NAME] work on a farm that is owned or rented by a m	discrete	numeric-8.0	126649	33038	-
175	s4aq8	During the past 7 days, how many days has (NAME) done on this farm or other agri	discrete	numeric-8.0	21061	138626	-
176	s4aq9a	Farm Enterprise work hours: Day 1	continuous	numeric-8.0	21058	138629	-
177	s4aq9b	Farm Enterprise work hours: Day 2	continuous	numeric-8.0	20097	139590	-
178	s4aq9c	Farm Enterprise work hours: Day 3	continuous	numeric-8.0	18756	140931	-
179	s4aq9d	Farm Enterprise work hours: Day 4	discrete	numeric-8.0	16602	143085	-
180	s4aq9e	Farm Enterprise work hours: Day 5	continuous	numeric-8.0	13707	145980	-
181	s4aq9f	Farm Enterprise work hours: Day 6	discrete	numeric-8.0	8043	151644	-

File AHIES2022_Sec01234_q1q2q3_20230327							
#	Name	Label	Type	Format	Valid	Invalid	Question
182	s4aq9g	Farm Enterprise work hours: Day 7	discrete	numeric-8.0	2306	157381	-
183	s4aq10	Are the products obtained from this activity on the farm mainly intended for sal	discrete	numeric-8.0	21061	138626	-
184	s4aq11	During the past 7 days, did [NAME] run/manage a non-farm enterprise of any size	discrete	numeric-8.0	105588	54099	-
185	s4aq12	During the past 7 days, for how many days did (NAME) work in the non-farm enterp	discrete	numeric-8.0	12072	147615	-
186	s4aq13a	Non-Farm Enterprise work hours: Day 1	continuous	numeric-8.0	12071	147616	-
187	s4aq13b	Non-Farm Enterprise work hours: Day 2	continuous	numeric-8.0	11658	148029	-
188	s4aq13c	Non-Farm Enterprise work hours: Day 3	continuous	numeric-8.0	10867	148820	-
189	s4aq13d	Non-Farm Enterprise work hours: Day 4	discrete	numeric-8.0	9934	149753	-
190	s4aq13e	Non-Farm Enterprise work hours: Day 5	discrete	numeric-8.0	8909	150778	-
191	s4aq13f	Non-Farm Enterprise work hours: Day 6	discrete	numeric-8.0	6728	152959	-
192	s4aq13g	Non-Farm Enterprise work hours: Day 7	continuous	numeric-8.0	3090	156597	-
193	s4aq14	Are the products/services obtained from this activity on the non-farm enterprise	discrete	numeric-8.0	12072	147615	-
194	s4aq15	During the past 7 days, did [NAME] help/work in a farm/non-farm enterprise of an	discrete	numeric-8.0	93516	66171	-
195	s4aq16	During the past 7 days, for how many days did (NAME) help/work in the farm/non-f	discrete	numeric-8.0	7563	152124	-
196	s4aq17a	Family help work hours: Day 1	discrete	numeric-8.0	7563	152124	-
197	s4aq17b	Family help work hours: Day 2	discrete	numeric-8.0	6855	152832	-
198	s4aq17c	Family help work hours: Day 3	discrete	numeric-8.0	5800	153887	-
199	s4aq17d	Family help work hours: Day 4	continuous	numeric-8.0	4883	154804	-
200	s4aq17e	Family help work hours: Day 5	continuous	numeric-8.0	3888	155799	-
201	s4aq17f	Family help work hours: Day 6	discrete	numeric-8.0	2203	157484	-
202	s4aq17g	Family help work hours: Day 7	continuous	numeric-8.0	803	158884	-

File AHIES2022_Sec01234_q1q2q3_20230327							
#	Name	Label	Type	Format	Valid	Invalid	Question
203	s4aq18	Are the products/services obtained from this activity on the non-farm enterprise	discrete	numeric-8.0	7561	152126	-
204	s4aq19	During the past 7 days, did [NAME] catch fish, prawns, wildlife or collect any o	discrete	numeric-8.0	85953	73734	-
205	s4aq20	During the past 7 days, for how many days did (NAME) do this activity?	discrete	numeric-8.0	278	159409	-
206	s4aq21a	Non Productive Agric work hours: Day 1	discrete	numeric-8.0	278	159409	-
207	s4aq21b	Non Productive Agric work hours: Day 2	discrete	numeric-8.0	259	159428	-
208	s4aq21c	Non Productive Agric work hours: Day 3	discrete	numeric-8.0	215	159472	-
209	s4aq21d	Non Productive Agric work hours: Day 4	discrete	numeric-8.0	170	159517	-
210	s4aq21e	Non Productive Agric work hours: Day 5	discrete	numeric-8.0	141	159546	-
211	s4aq21f	Non Productive Agric work hours: Day 6	discrete	numeric-8.0	99	159588	-
212	s4aq21g	Non Productive Agric work hours: Day 7	discrete	numeric-8.0	57	159630	-
213	s4aq22	During the past 7 days, did [NAME] work as an apprentice even if it was for at 1	discrete	numeric-8.0	85675	74012	-
214	s4aq23	During the past 7 days, for how many days did (NAME) work as an apprentice?	discrete	numeric-8.0	3337	156350	-
215	s4aq24a	Apprenticeship work hours: Day 1	discrete	numeric-8.0	3337	156350	-
216	s4aq24b	Apprenticeship work hours: Day 2	discrete	numeric-8.0	3275	156412	-
217	s4aq24c	Apprenticeship work hours: Day 3	discrete	numeric-8.0	3213	156474	-
218	s4aq24d	Apprenticeship work hours: Day 4	discrete	numeric-8.0	3117	156570	-
219	s4aq24e	Apprenticeship work hours: Day 5	discrete	numeric-8.0	2956	156731	-
220	s4aq24f	Apprenticeship work hours: Day 6	discrete	numeric-8.0	1718	157969	-
221	s4aq24g	Apprenticeship work hours: Day 7	discrete	numeric-8.0	241	159446	-
222	s4aq25	During the past 7 days, did [NAME] do any voluntary work for someone who is not	discrete	numeric-8.0	82338	77349	-
223	s4aq26	During the past 7 days, for how many days did (NAME) do voluntary work?	discrete	numeric-8.0	418	159269	-
224	s4aq27a	Voluntary work hours: Day 1	discrete	numeric-8.0	415	159272	-

File AHIES2022_Sec01234_q1q2q3_20230327							
#	Name	Label	Type	Format	Valid	Invalid	Question
225	s4aq27b	Voluntary work hours: Day 2	discrete	numeric-8.0	353	159334	-
226	s4aq27c	Voluntary work hours: Day 3	discrete	numeric-8.0	286	159401	-
227	s4aq27d	Voluntary work hours: Day 4	discrete	numeric-8.0	231	159456	-
228	s4aq27e	Voluntary work hours: Day 5	discrete	numeric-8.0	179	159508	-
229	s4aq27f	Voluntary work hours: Day 6	discrete	numeric-8.0	115	159572	-
230	s4aq27g	Voluntary work hours: Day 7	discrete	numeric-8.0	56	159631	-
231	s4aq28	INTERVIEWER: IS THERE A 'YES' RESPONSE IN QUESTIONS 1, 4, 7, 11, 15, 19, 22 or	discrete	numeric-8.0	138766	20921	-
232	s4aq29	Even though [NAME] did not do any activity in the past seven days, does [NAME] h	discrete	numeric-8.0	80889	78798	-
233	s4aq29a	Even though (NAME) did not do any activities in the past seven days , does Name	discrete	numeric-8.0	79344	80343	-
234	s4aq30	Even though [NAME] did not do any activity in the past seven days, does [NAME] r	discrete	numeric-8.0	78932	80755	-
235	s4aq31	Are the products obtained from this activity on the farm mainly intended for sal	discrete	numeric-8.0	6532	153155	-
236	s4aq32	Even though [NAME] did not do any activity in the past seven days, does [NAME] r	discrete	numeric-8.0	72400	87287	-
237	s4aq33	Are the products/services obtained from this activity on the non-farm enterprise	discrete	numeric-8.0	1785	157902	-
238	s4aq34	Even though [NAME] did not do any activities in the past seven days, does [NAME]	discrete	numeric-8.0	70615	89072	-
239	s4aq35	Even though [NAME] did not do any activities in the past seven days, does [NAME]	discrete	numeric-8.0	71545	88142	-
240	s4aq36	Even though [NAME] did not do any activities in the past seven days, does [NAME]	discrete	numeric-8.0	67273	92414	-
241	s4aq37	Does [NAME] do any work involuntarily for someone who is not a member of [NAME]?s	discrete	numeric-8.0	66860	92827	-
242	s4aq38	INTERVIEWER CHECK: IS THERE A 'YES' RESPONSE IN QUESTIONS 29, 30, 32, 34, 35, 3	discrete	numeric-8.0	81876	77811	-
243	s4aq39	What is the main reason [NAME] did not do this activity during the past seven da	discrete	numeric-8.0	11019	148668	-
244	s4aq39a	Other Specify	discrete	character-200	815	-	-

File AHIES2022_Sec01234_q1q2q3_20230327							
#	Name	Label	Type	Format	Valid	Invalid	Question
245	s4aq40a1	Main occupation (code) - Major	discrete	numeric-8.0	65914	93773	-
246	s4aq41a1	Industry of main occupation (code) - Major	discrete	numeric-8.0	71019	88668	-
247	s4aq42	In what sector is [NAME] mainly working?	discrete	numeric-8.0	68862	90825	-
248	s4aq43	How long has (NAME) been doing this work?	continuous	numeric-8.0	67267	92420	-
249	s4aq43m	How long has (NAME) been doing this work?	discrete	numeric-8.0	67167	92520	-
250	s4aq44	Where do you usually do your main work?	discrete	numeric-8.0	67296	92391	-
251	s4aq44a	Other Specify	discrete	character-100	623	0	-
252	s4aq45	Is the work you do regular or temporary?	discrete	numeric-8.0	67307	92380	-
253	s4aq46	What is [NAME?'s] status in this job?	discrete	numeric-8.0	63227	96460	-
254	s4aq46a	Other Specify	discrete	character-100	189	0	-
255	s4aq47	Does [NAME] have a contract/agreement (written or verbal) or letter of appointment	discrete	numeric-8.0	11784	147903	-
256	s4aq48	Does [NAME's] employer provide health insurance coverage (either partial or full	discrete	numeric-8.0	11497	148190	-
257	s4aq49	In this job, is (NAME) entitled to paid holidays/ leave?	discrete	numeric-8.0	11496	148191	-
258	s4aq50	Is (NAME) entitled to paid sick leave and/or maternity leave on this job?	discrete	numeric-8.0	11495	148192	-
259	s4aq51	Is [NAME] entitled to any social security benefits in this job?	discrete	numeric-8.0	11495	148192	-
260	s4aq52	What type of social security benefit will/does [NAME] benefits?	discrete	character-4	4054	0	-
261	s4aq52a	Other Specify	discrete	character-100	37	0	-
262	s4aq53	Is [NAME] entitled to free or subsidized medical care in this job?	discrete	numeric-8.0	11495	148192	-
263	s4aq54	Is [NAME] paid on a timely basis or a piece rate basis	discrete	numeric-8.0	11491	148196	-
264	s4aq54a	Other specify	discrete	character-100	319	0	-
265	s4aq55a	How much is [NAME's] payment for this job? IF [NAME] HAS NOT YET BEEN PAID, ASK:	continuous	numeric-8.0	11469	148218	-
266	s4aq55b	Time Unit of payment	discrete	numeric-8.0	11480	148207	-

File AHIES2022_Sec01234_q1q2q3_20230327							
#	Name	Label	Type	Format	Valid	Invalid	Question
267	s4aq56	Does [NAME] receive other payments (including bonuses, commission, allowances, t	discrete	numeric-8.0	11480	148207	-
268	s4aq57a	ow much is [NAME's] other cash payments (including bonuses, commission, allowanc	continuous	numeric-8.0	1517	158170	-
269	s4aq57b	Time Unit of payment	discrete	numeric-8.0	1519	158168	-
270	s4aq58	Does [NAME] receive any payment in-kind?	discrete	numeric-8.0	11479	148208	-
271	s4aq59a	What is the value of goods and services you received?	continuous	numeric-8.0	650	159037	-
272	s4aq59b	Time Unit of payment	discrete	numeric-8.0	651	159036	-
273	s4aq60	Who in your household mainly decides on the use of this payment?	discrete	numeric-8.0	5318	154369	-
274	s4bq1	During the past 7 days, how many jobs did you do/have altogether?	discrete	numeric-8.0	62776	96911	-
275	s4bq2a1	Main occupation (code) - Major	discrete	numeric-8.0	5571	154116	-
276	s4bq3a1	Industry of main occupation (code) - Major	discrete	numeric-8.0	5570	154117	-
277	s4bq4	During the past 7 days, for how many days did (NAME) on this second job?	discrete	numeric-8.0	5569	154118	-
278	s4bq5a	For the ?? . days worked, how many hours did [NAME] do in this second job? Day 1	continuous	numeric-8.0	5562	154125	-
279	s4bq5b	Day 2	continuous	numeric-8.0	4493	155194	-
280	s4bq5c	Day 3	continuous	numeric-8.0	3096	156591	-
281	s4bq5d	Day 4	discrete	numeric-8.0	2121	157566	-
282	s4bq5e	Day 5	continuous	numeric-8.0	1583	158104	-
283	s4bq5f	Day 6	discrete	numeric-8.0	1086	158601	-
284	s4bq5g	Day 7	continuous	numeric-8.0	661	159026	-
285	s4bq6	In what sector is [NAME] mainly working?	discrete	numeric-8.0	5569	154118	-
286	s4bq7	What is [NAME's] status in this job?	discrete	numeric-8.0	5569	154118	-
287	s4bq7a	Other Specify	discrete	character-100	28	0	-
288	s4bq8	Is [NAME] paid on a timely basis or a piece rate basis	discrete	numeric-8.0	530	159157	-
289	s4bq8a	Other specify	discrete	character-100	17	0	-
290	s4bq9	How much is [NAME's] payment for this job? IF [NAME] HAS NOT YET BEEN PAID, ASK:	continuous	numeric-8.0	530	159157	-
291	s4bq9a	Time Unit of payment	discrete	numeric-8.0	530	159157	-

File AHIES2022_Sec01234_q1q2q3_20230327							
#	Name	Label	Type	Format	Valid	Invalid	Question
292	s4bq10	Does [NAME] receive any payment for this work in the form of goods and services?	discrete	numeric-8.0	530	159157	-
293	s4bq11a	What is the value of goods and services you received?	continuous	numeric-8.0	50	159637	-
294	s4bq11b	Time Unit of payment	discrete	numeric-8.0	50	159637	-
295	s4bq12	Does [NAME] have a contract/agreement (written or verbal) or letter of appointme	discrete	numeric-8.0	382	159305	-
296	s4bq13	In this job, is (NAME) entitled to paid holidays/ leave?	discrete	numeric-8.0	530	159157	-
297	s4bq14	Is (NAME) entitled to paid sick leave and/or maternity leave on this job?	discrete	numeric-8.0	530	159157	-
298	s4bq15	Is [NAME] entitled to any social security benefits in this job?	discrete	numeric-8.0	530	159157	-
299	s4bq16	What type of social security benefit will/does [NAME] benefits?	discrete	character-4	29	0	-
300	s4bq16a	Three(3) Tier Scheme	discrete	numeric-8.0	1	159686	-
301	s4bq16b	Two(2) Tier Scheme	discrete	numeric-8.0	10	159677	-
302	s4bq16c	SSNIT Scheme	discrete	numeric-8.0	29	159658	-
303	s4bq16d	CAP 30	discrete	numeric-8.0	0	159687	-
304	s4bq16e	Other Scheme	discrete	numeric-8.0	0	159687	-
305	s4bq16_o..	Other Specify	discrete	character-100	0	0	-
306	s4bq17	Is [NAME] entitled to free or subsidized medical care in this job?	discrete	numeric-8.0	530	159157	-
307	s4bq18	Where do you usually do your main work?	discrete	numeric-8.0	5569	154118	-
308	s4bq18a	Other specify	discrete	character-100	92	0	-
309	s4bq19	Is the work you do regular or temporary?	discrete	numeric-8.0	5569	154118	-
310	s4cq1	During the past 7 days, what were your total hours of work in your economic acti	continuous	numeric-8.0	67535	92152	-
311	s4cq2	Total Number of hours	discrete	numeric-8.0	67537	92150	-
312	s4cq3	Was (NAME) available for additional hours of work in the past seven days?	discrete	numeric-8.0	47554	112133	-
313	s4cq4	Was (NAME) willing to work for additional hours in the past seven days?	discrete	numeric-8.0	47554	112133	-
314	s4cq5	How many hours would (NAME) have liked to work during past week?	continuous	numeric-8.0	20514	139173	-

File AHIES2022_Sec01234_q1q2q3_20230327							
#	Name	Label	Type	Format	Valid	Invalid	Question
315	s4cq6	Did (NAME) wish to change jobs or to have another job in addition to (NAME?s) pr	discrete	numeric-8.0	67534	92153	-
316	s4cq7	Did (NAME) seek to change (NAME?S) job in the past 7 days?	discrete	numeric-8.0	19784	139903	-
317	s4cq8	What was the most important reason that made (NAME) seek to do that?	discrete	numeric-8.0	2064	157623	-
318	s4cq8o	Other Specify	discrete	character-45	45	0	-
319	s4cq9	What steps did (NAME) take to change your work situation or increase earnings?	discrete	numeric-8.0	2064	157623	-
320	s4cq9a	Other Specify	discrete	character-100	21	0	-
321	s4cq10	Is (NAME) ready and have the requirements to change his/her work situation durin	discrete	numeric-8.0	2064	157623	-
322	s4dq1	Worked for pay, profit, commission or family gain during past 12 months	discrete	numeric-8.0	98071	61616	-
323	s4dq2	During the months that (NAME) worked, was it the same as (NAME?s) main or second	discrete	numeric-8.0	68460	91227	-
324	s4dq2o	Other Specify	discrete	character-100	127	0	-
325	s4dq3a1	Main occupation (code) - Major	discrete	numeric-8.0	4478	155209	-
326	s4dq4a1	Industry of main occupation (code) - Major	discrete	numeric-8.0	4476	155211	-
327	s4dq5	What is [NAME?s] status in this job?	discrete	numeric-8.0	4476	155211	-
328	s4dq5a	Other Specify	discrete	character-100	20	0	-
329	s4dq6	In what sector is [NAME] mainly working?	discrete	numeric-8.0	4476	155211	-
330	s4dq7	Did (NAME) receive any payment for this work in the form of cash, goods or servi	discrete	numeric-8.0	4476	155211	-
331	s4eq1	Was (NAME) available for work during the past 7 days, if there had been an oppor	discrete	numeric-8.0	28844	130843	-
332	s4eq2	Has (NAME) made any effort during the past 7 days to find work or start own busi	discrete	numeric-8.0	8068	151619	-
333	s4eq3	Why has (NAME) not made any effort to find work or start a business?	discrete	numeric-8.0	6528	153159	-
334	s4eq3o	Other Specify	discrete	character-100	112	0	-
335	s4eq4	What did (NAME) do in this period to find work or start a business?	discrete	numeric-8.0	1372	158315	-
336	s4eq4o	Other Specify	discrete	character-100	14	0	-

File AHIES2022_Sec01234_q1q2q3_20230327							
#	Name	Label	Type	Format	Valid	Invalid	Question
337	s4eq5	Would (NAME) be willing to work part time? (i.e. 20 hours a week)	discrete	numeric-8.0	1369	158318	-
338	s4eq6	During this period what type of employment was (NAME) mainly seeking and availab	discrete	numeric-8.0	1367	158320	-
339	s4eq6o	Other Specify	discrete	character-100	1	0	-
340	s4eq7	How long has (NAME) been seeking and available for work?	discrete	numeric-8.0	1367	158320	-
341	s4eq8a1	Main occupation (code) - Major	discrete	numeric-8.0	533	159154	-
342	s4eq9	What is the lowest wage is for which (NAME) is willing to work for someone?	continuous	numeric-8.0	984	158703	-
343	s4eq9a	Time Unit of payment	discrete	numeric-8.0	1	159686	-
344	s4eq10	Why was (NAME) not available for work during the past 7 days?	discrete	numeric-8.0	20622	139065	-
345	s4eq10o	Other Specify	discrete	character-100	1261	0	-
346	s4eq11	Under which conditions, if any, would (NAME) become available for work?	discrete	numeric-8.0	20337	139350	-
347	s4eq11o	Other Specify	discrete	character-100	290	0	-
348	s4eq12	Has (NAME) ever refused a job that was offered to him/her?	discrete	numeric-8.0	20336	139351	-
349	s4eq13	Why did (NAME) refuse the job?	discrete	numeric-8.0	291	159396	-
350	s4eq13o	Other Specify	discrete	character-100	0	0	-
351	s4eq14	What is the main reason (NAME) is not getting a job?	discrete	numeric-8.0	20335	139352	-
352	s4fq1	Has [NAME] worked in more than one institution or organization in his/her workin	discrete	numeric-8.0	84426	75261	-
353	s4fq2a	How long did it take [NAME] to secure employment/ income earning activities afte	continuous	numeric-8.0	11375	148312	-
354	s4fq2b	Length of Transition Month	discrete	numeric-8.0	11371	148316	-
355	s4fq2c	Level of education?	discrete	numeric-8.0	11411	148276	-
356	s4fq2co	Other Specify	discrete	character-45	0	0	-
357	s4fq3a	How long did it take [NAME] to secure employment/ income earning activities afte	continuous	numeric-8.0	27437	132250	-
358	s4fq3b	Length of Transition Month	discrete	numeric-8.0	27415	132272	-
359	s4fq3c	Level of education?	discrete	numeric-8.0	27518	132169	-
360	s4fq3co	Other Specify	discrete	character-45	5499	0	-

File AHIES2022_Sec01234_q1q2q3_20230327							
#	Name	Label	Type	Format	Valid	Invalid	Question
361	s4fq4	At what age did you start to work for the first time in your life? (As regular o	continuous	numeric-8.0	27310	132377	-
362	s4gq1a	Superficial injuries or open wounds	discrete	numeric-8.0	39888	119799	-
363	s4gq1b	Fractures	discrete	numeric-8.0	39884	119803	-
364	s4gq1c	Dislocations, sprains or strains	discrete	numeric-8.0	39882	119805	-
365	s4gq1d	Burns, corrosions, scalds or frostbite	discrete	numeric-8.0	39882	119805	-
366	s4gq1e	Breathing problems	discrete	numeric-8.0	39880	119807	-
367	s4gq1f	Eye problems	discrete	numeric-8.0	39879	119808	-
368	s4gq1g	Skin problems	discrete	numeric-8.0	39879	119808	-
369	s4gq1h	Stomach problems/ diarrhoea	discrete	numeric-8.0	39876	119811	-
370	s4gq1i	Fever	discrete	numeric-8.0	39878	119809	-
371	s4gq1j	Extreme fatigue	discrete	numeric-8.0	39876	119811	-
372	s4gq1k	Snake bite	discrete	numeric-8.0	39876	119811	-
373	s4gq1l	Insect bite (including mosquito bites)	discrete	numeric-8.0	39874	119813	-
374	s4gq1m	Other (specify)	discrete	numeric-8.0	39873	119814	-
375	s4gq1mo	Other (specify)	discrete	character-100	85	0	-
376	s4gq2	Think about (NAME?'s) most serious illness/injury, how did this/these affect your	discrete	numeric-8.0	36379	123308	-
377	s4gq3	Why did (NAME) not stop work as result of this illness or injury?	discrete	numeric-8.0	215	159472	-
378	s4gq3o	Other Specify	discrete	character-100	34	0	-
379	s4gq4a1	Main occupation (code) - Major	discrete	numeric-8.0	3593	156094	-
380	s4gq5	Does (NAME) operate any tool/machinery/heavy equipment at work?	discrete	numeric-8.0	36373	123314	-
381	s4gq6	What type of tools, equipment or machines does (NAME) use at work?	discrete	character-30	18323	0	-
382	s4gq6o	Other specify	discrete	character-100	579	0	-
383	s4gq7a	Dust, fumes	discrete	numeric-8.0	36370	123317	-
384	s4gq7b	Fire, gas, flames	discrete	numeric-8.0	36370	123317	-
385	s4gq7c	Loud noise or vibration	discrete	numeric-8.0	36370	123317	-
386	s4gq7d	Extreme cold or heat	discrete	numeric-8.0	36367	123320	-
387	s4gq7e	Dangerous tools (knives etc)	discrete	numeric-8.0	36367	123320	-
388	s4gq7f	Work underground	discrete	numeric-8.0	36367	123320	-
389	s4gq7g	Work at heights	discrete	numeric-8.0	36367	123320	-
390	s4gq7h	Work in water/lake/pond/ river	discrete	numeric-8.0	36367	123320	-

File AHIES2022_Sec01234_q1q2q3_20230327							
#	Name	Label	Type	Format	Valid	Invalid	Question
391	s4gq7i	Workplace too dark or confined	discrete	numeric-8.0	36367	123320	-
392	s4gq7j	Insufficient ventilation	discrete	numeric-8.0	36367	123320	-
393	s4gq7k	Chemicals (pesticides, glues, etc.)	discrete	numeric-8.0	36367	123320	-
394	s4gq7l	Explosives	discrete	numeric-8.0	36367	123320	-
395	s4gq7m	Narcotic drugs	discrete	numeric-8.0	36367	123320	-
396	s4gq7n	Arms (guns)	discrete	numeric-8.0	36365	123322	-
397	s4gq7o	Other things, processes or conditions bad for your health or safety specify	discrete	numeric-8.0	36365	123322	-
398	s4gq7oo	Other Specify	discrete	character-100	15	0	-
399	s4gq8a	Constantly shouted at	discrete	numeric-8.0	36365	123322	-
400	s4gq8b	Repeatedly insulted	discrete	numeric-8.0	36365	123322	-
401	s4gq8c	Beaten /physically hurt	discrete	numeric-8.0	36364	123323	-
402	s4gq8d	Sexually harassed (touched or done things to NAME that NAME did not want)	discrete	numeric-8.0	36364	123323	-
403	s4gq8e	Other specify	discrete	numeric-8.0	36364	123323	-
404	s4gq8eo	other specify	discrete	character-100	4	0	-
405	s4gq9a	Posting of safety signages or warnings	discrete	numeric-8.0	36363	123324	-
406	s4gq9b	Workers? orientation on safety and health hazards at work	discrete	numeric-8.0	36363	123324	-
407	s4gq9c	Installation of machine guards on moving parts/ equipment	discrete	numeric-8.0	36363	123324	-
408	s4gq9d	Emergency preparedness and response activities for earthquake, fire, chemical sp	discrete	numeric-8.0	36363	123324	-
409	s4gq9e	Regular monitoring and control of hazards such as chemicals, noise and heat in w	discrete	numeric-8.0	36362	123325	-
410	s4gq9f	Submission of required reports on illnesses/injuries to MELR	discrete	numeric-8.0	36362	123325	-
411	s4gq9g	Trainings on safety and health for officers and workers	discrete	numeric-8.0	36362	123325	-
412	s4gq9h	Smoke-free workplace	discrete	numeric-8.0	36362	123325	-
413	s4gq9i	Periodic/annual medical exam of workers	discrete	numeric-8.0	36362	123325	-
414	s4gq9j	Periodic/annual medical exam for workers	discrete	numeric-8.0	36362	123325	-
415	s4gq9k	Provision of appropriate personal protective	discrete	numeric-8.0	36362	123325	-

File AHIES2022_Sec01234_q1q2q3_20230327							
#	Name	Label	Type	Format	Valid	Invalid	Question
		equipment (PPE) such as respirators					
416	s4gq9l	Provision of COVID-19 related PPEs	discrete	numeric-8.0	36362	123325	-
417	s4gq9m	HIV and AIDS education in the workplace	discrete	numeric-8.0	36362	123325	-
418	s4gq9n	Hepatitis B education in the workplace	discrete	numeric-8.0	36361	123326	-
419	s4gq9o	Other (specify)	discrete	numeric-8.0	36361	123326	-
420	s4gq9oo	Other (specify)	discrete	character-100	23	0	-
421	s4gq10a	Hearing Conservation Program	discrete	numeric-8.0	39854	119833	-
422	s4gq10b	Monitoring/Surveillance of Occupational and Work-Related Injuries and Illnesses	discrete	numeric-8.0	39854	119833	-
423	s4gq10c	Healthy Lifestyle Program such as smoking cessation	discrete	numeric-8.0	39854	119833	-
424	s4gq10d	Regular physical exercise	discrete	numeric-8.0	39854	119833	-
425	s4gq10e	Good nutrition and stress management	discrete	numeric-8.0	39854	119833	-
426	s4gq10f	Policy on non-discrimination of workers who have/had Pulmonary Tuberculosis (PTB)	discrete	numeric-8.0	39854	119833	-
427	s4gq10g	Policy on non-discrimination of workers confirmed/suspected/perceived to have HI	discrete	numeric-8.0	39854	119833	-
428	s4gq10h	Policy on non-discrimination of migrant workers in particular women	discrete	numeric-8.0	39854	119833	-
429	s4gq10i	Policy on non-discrimination of workers confirmed/suspected/perceived to have He	discrete	numeric-8.0	39854	119833	-
430	s4gq10j	Anti-Sexual Harassment Program h. HIV and AIDS Prevention and Control Policy	discrete	numeric-8.0	39854	119833	-
431	s4gq10k	Program Indoor Air Quality Program	discrete	numeric-8.0	39854	119833	-
432	s4gq10l	Fire Prevention and Control Program	discrete	numeric-8.0	39854	119833	-
433	s4gq10m	Chemical Safety Program such as provision of Globally Harmonized System (GHS) la	discrete	numeric-8.0	39854	119833	-
434	s4gq10n	Other (specify)	discrete	numeric-8.0	39854	119833	-
435	s4gq10no	Other (specify)	discrete	character-100	30	0	-
436	s4gq11	Which of the following designated health and	discrete	character-8	39761	0	-

File AHIES2022_Sec01234_q1q2q3_20230327							
#	Name	Label	Type	Format	Valid	Invalid	Question
		safety personnel does your employer					
437	s4gq11o	Other specify	discrete	character-100	27	0	-
438	s4gq12a	Is your safety officer accredited by the MELR?	discrete	numeric-8.0	1447	158240	-
439	s4gq12b	Is your safety officer accredited by the MELR?	discrete	numeric-8.0	662	159025	-
440	s4gq12c	Is your safety officer accredited by the MELR?	discrete	numeric-8.0	399	159288	-
441	s4gq12d	Is your safety officer accredited by the MELR?	discrete	numeric-8.0	201	159486	-
442	s4gq12e	Is your safety officer accredited by the MELR?	discrete	numeric-8.0	214	159473	-
443	s4gq12f	Is your safety officer accredited by the MELR?	discrete	numeric-8.0	871	158816	-
444	s4gq12g	Is your safety officer accredited by the MELR?	discrete	numeric-8.0	27	159660	-
445	s4gq13a	Freedom of association	discrete	numeric-8.0	39850	119837	-
446	s4gq13b	Effective recognition of the rights to collective bargaining	discrete	numeric-8.0	39850	119837	-
447	s4gq13c	Minimum wage salary	discrete	numeric-8.0	39850	119837	-
448	s4gq13d	Elimination of discrimination in respect of employment and occupation	discrete	numeric-8.0	39850	119837	-
449	s4gq13e	Other (specify)	discrete	numeric-8.0	39850	119837	-
450	s4gq13eo	Other (specify)	discrete	character-100	67	0	-
451	s4gq14	In your opinion do you think these laws are enforced/ implemented by the agencies	discrete	numeric-8.0	39850	119837	-
452	s2aq7n	RECODE of s2aq7 (Is the school (Name) attending Private or Public?)	discrete	numeric-8.0	57386	102301	-
453	s4aq60x	Who in your household mainly decides on the use of this payment?	discrete	numeric-8.0	3741	155946	-
454	s4bq16_o..	Other Specify	discrete	character-100	0	0	-
455	s1ba2b	In what District was name born	discrete	numeric-8.0	15190	144497	-
456	s4aq2_imp	Number of days worked for wage/salary	discrete	numeric-8.0	3870	155817	-
457	worked	Worked in reference period	discrete	numeric-8.0	71891	87796	-
458	wagework	Wage work	discrete	numeric-8.0	13272	146415	-
459	nowork	Did No work in reference period	discrete	numeric-8.0	66831	92856	-
460	econact	Economic activity status	discrete	numeric-8.0	138766	20921	-
461	laborforce	Labour force (employed +unemployed)	discrete	numeric-8.0	68525	91162	-

File AHIES2022_Sec01234_q1q2q3_20230327

#	Name	Label	Type	Format	Valid	Invalid	Question
462	cluster	Cluster	continuous	numeric-8.0	159687	0	-
463	HholdID	Household ID	continuous	numeric-8.0	159687	0	-
464	pop_weight	Population weight	continuous	numeric-8.0	159687	0	-
465	hh_weight	Household weight	continuous	numeric-8.0	159687	0	-

File AHIES2022_SEC56711_q1q2_20230327

#	Name	Label	Type	Format	Valid	Invalid	Question
1	quarter	Quarter	discrete	numeric-8.0	21388	0	-
2	hhid	Household ID	discrete	character-6	21388	0	-
3	region	regcode	discrete	numeric-8.0	21388	0	-
4	urbrur	localitytype	discrete	numeric-8.0	10760	10628	-
5	s5q1	During the last 12 MONTHS, was there a time when You were worried you would not	discrete	numeric-8.0	21111	277	-
6	s5q2	Still thinking about the last 12 MONTHS, was there a time when you were unable t	discrete	numeric-8.0	21110	278	-
7	s5q3	Was there a time when you ate only a few kinds of foods because of a lack of mon	discrete	numeric-8.0	21110	278	-
8	s5q4	Was there a time when you had to skip a meal because there was not enough money	discrete	numeric-8.0	21109	279	-
9	s5q5	Still thinking about the last 12 MONTHS, was there a time when you ate less than	discrete	numeric-8.0	21109	279	-
10	s5q6	Was there a time when your household ran out of food because of a lack of money	discrete	numeric-8.0	21109	279	-
11	s5q7	Was there a time when you were hungry but did not eat because there was not enou	discrete	numeric-8.0	21109	279	-
12	s5q8	During the last 12 MONTHS, was there a time when you went without eating for a w	discrete	numeric-8.0	21109	279	-
13	s6q1	during the past 3 months did any member of the household own and/or operate a fa	discrete	numeric-8.0	20959	429	-
14	s6q01s	Which household member own/ are responsible/ operate a farm (Planting,Livestock,	continuous	numeric-8.0	14255	7133	-
15	s6q02s	Which household member own/ are responsible/ operate a farm (Planting,Livestock,	discrete	numeric-8.0	14249	7139	-
16	s6q03s	Which household member own/ are responsible/ operate a farm (Planting,Livestock,	continuous	numeric-8.0	14141	7247	-
17	s6q04s	Which household member own/ are responsible/ operate a farm (Planting,Livestock,	continuous	numeric-8.0	14097	7291	-

File AHIES2022_SEC56711_q1q2_20230327							
#	Name	Label	Type	Format	Valid	Invalid	Question
18	s6q05s	Which household member own/ are responsible/ operate a farm (Planting,Livestock,	continuous	numeric-8.0	14035	7353	-
19	s6q02x	Which household member own/ are responsible/ operate a farm (Planting,Livestock,	continuous	numeric-8.0	14159	7229	-
20	s6q06	Which household member own/ are responsible/ operate a farm (Planting,Livestock,	continuous	numeric-8.0	13947	7441	-
21	s6q07	Which household member own/ are responsible/ operate a farm (Planting,Livestock,	continuous	numeric-8.0	13806	7582	-
22	s6q08	Which household member own/ are responsible/ operate a farm (Planting,Livestock,	continuous	numeric-8.0	13616	7772	-
23	s6q09	Which household member own/ are responsible/ operate a farm (Planting,Livestock,	continuous	numeric-8.0	13418	7970	-
24	s6q10	Which household member own/ are responsible/ operate a farm (Planting,Livestock,	continuous	numeric-8.0	13118	8270	-
25	s7aq1	In what type of dwelling does the household live	discrete	numeric-8.0	21387	1	-
26	s7aq1o	Other specify	discrete	character-32	7	0	-
27	s7aq2	How many rooms does this household occupy?	continuous	numeric-8.0	21012	376	-
28	s7aq3	How many of the rooms are used for sleeping?	continuous	numeric-8.0	21388	0	-
29	s7aq4	Do other households share this room with you?	discrete	numeric-8.0	21012	376	-
30	s7aq5	How many households, including your household, share this sleeping room?	continuous	numeric-8.0	595	20793	-
31	s7bq1	What is the present holding/ tenancy arrangement of the dwelling?	discrete	numeric-8.0	21388	0	-
32	s7bq2	Who owns this dwelling?	discrete	numeric-8.0	9854	11534	-
33	s7bq2o	Other specify	discrete	character-45	22	0	-
34	s7cq1	How much does the household pay in cash towards the rent: Amount	continuous	numeric-8.0	4761	16627	-
35	s7cq1b	Time unit	discrete	numeric-8.0	5064	16324	-
36	s7cq2	Does your household supply goods or services in exchange or use of this dwelling	discrete	numeric-8.0	9852	11536	-
37	s7cq3a	What is the approximate value of these goods and services provided by your house	continuous	numeric-8.0	78	21310	-
38	s7cq3b	Time unit	discrete	numeric-8.0	84	21304	-

File AHIES2022_SEC56711_q1q2_20230327							
#	Name	Label	Type	Format	Valid	Invalid	Question
39	s7cq4	Is part or all of the rent paid by someone who is not a member of your household	discrete	numeric-8.0	84	21304	-
40	s7cq5	Who pays for the rent?	discrete	numeric-8.0	5	21383	-
41	s7cq5o	Other specify	discrete	character-13	1	0	-
42	s7cq6a	How much is paid? Amount	continuous	numeric-8.0	5	21383	-
43	s7cq6b	Time Unit	discrete	numeric-8.0	5	21383	-
44	s7cq7	How much hhold spent on minor construction/repair/renovation	continuous	numeric-8.0	21009	379	-
45	s7cq8a1	Imputed Rent (Estimate how much it would have cost if you were paying) Amount	continuous	numeric-8.0	11038	10350	-
46	s7cq8a2	Time Unit	discrete	numeric-8.0	10196	11192	-
47	s7cq8b1	Imputed Rent (Estimate how much it would have cost if you were paying) Amount	continuous	numeric-8.0	4844	16544	-
48	s7cq8b2	Time unit	discrete	numeric-8.0	4908	16480	-
49	s7cq9	Built/made improvements or additions to the dwelling in the past 3 months	discrete	numeric-8.0	21010	378	-
50	s7cq10a1	Additional/improvements made on Additional rooms	discrete	numeric-8.0	1136	20252	-
51	s7cq10a2	Amount	continuous	numeric-8.0	377	21011	-
52	s7cq10b1	Were any additional/improvements made on Built fences/fence walls?	discrete	numeric-8.0	1094	20294	-
53	s7cq10b2	Amount	continuous	numeric-8.0	56	21332	-
54	s7cq10c1	Were any additional/improvement made on Built terrace/porch/balcony?	discrete	numeric-8.0	1084	20304	-
55	s7cq10c2	Amount	continuous	numeric-8.0	61	21327	-
56	s7cq10d1	Were any additional/improvement made on Changed roof/?	discrete	numeric-8.0	1074	20314	-
57	s7cq10d2	Amount	continuous	numeric-8.0	209	21179	-
58	s7cq10e1	Were any additional/improvements made on Changed floors/walls?	discrete	numeric-8.0	1066	20322	-
59	s7cq10e2	Amount	continuous	numeric-8.0	179	21209	-
60	s7cq10f1	Were any additional/improvement made on Changed doors/windows?	discrete	numeric-8.0	1061	20327	-
61	s7cq10f2	Amount	continuous	numeric-8.0	123	21265	-
62	s7cq10g1	Were any additional/improvement made on Installed sanitary facilities?	discrete	numeric-8.0	1057	20331	-
63	s7cq10g2	Amount	continuous	numeric-8.0	44	21344	-

File AHIES2022_SEC56711_q1q2_20230327							
#	Name	Label	Type	Format	Valid	Invalid	Question
64	s7cq10h1	Were any additional/ improvement made on Installed water tank?	discrete	numeric-8.0	1057	20331	-
65	s7cq10h2	Amount	continuous	numeric-8.0	12	21376	-
66	s7cq10i1	Were any additional/ improvement made on Installed security system?	discrete	numeric-8.0	1053	20335	-
67	s7cq10i2	Amount	continuous	numeric-8.0	5	21383	-
68	s7cq10j1	Were any additional/ improvement made on Installed fence gate?	discrete	numeric-8.0	1051	20337	-
69	s7cq10j2	Amount	continuous	numeric-8.0	11	21377	-
70	s7cq10k1	Were any additional/ improvement made on Changed/fixed ceiling?	discrete	numeric-8.0	1051	20337	-
71	s7cq10k2	Amount	continuous	numeric-8.0	77	21311	-
72	s7cq10l1	Were any additiona/ improvement made on Installed lighting system?	discrete	numeric-8.0	1050	20338	-
73	s7cq10l2	Amount	continuous	numeric-8.0	81	21307	-
74	s7cq10m1	Were any additional/ improvement mase on Plastering?	discrete	numeric-8.0	1049	20339	-
75	s7cq10m2	Amount	continuous	numeric-8.0	179	21209	-
76	s7cq10n1	Were any additional/ improvement made on Painting?	discrete	numeric-8.0	1049	20339	-
77	s7cq10n2	Amount	continuous	numeric-8.0	153	21235	-
78	s7cq10o1	Were any additional/ improvement made on Others?	discrete	numeric-8.0	1046	20342	-
79	s7cq10o1o	Specify Other	discrete	character-60	93	0	-
80	s7cq10o2	Amount	continuous	numeric-8.0	96	21292	-
81	s7cq10p	Total mentainance cost (system generated)	continuous	numeric-8.0	997	20391	-
82	s7cq11	Total mentainance cost (interviewer keyed)	continuous	numeric-8.0	1013	20375	-
83	s7dq1	What is the main source of drinking water for this Household?	discrete	numeric-8.0	21010	378	-
84	s7dq2a	Is this water source the household?s own production?	discrete	numeric-8.0	6628	14760	-
85	s7dq2b1	How far is this source of water from your dwelling? Distance	continuous	numeric-8.0	12099	9289	-
86	s7dq2b2	Distance Code	discrete	numeric-8.0	12579	8809	-
87	s7dq2c	How long does it take to go to the water source, get water and come back?	continuous	numeric-8.0	12964	8424	-

File AHIES2022_SEC56711_q1q2_20230327							
#	Name	Label	Type	Format	Valid	Invalid	Question
88	s7dq3a	How much water does your household use in a day? Quantity	continuous	numeric-8.0	20887	501	-
89	s7dq3b	Unit of quantity used	discrete	numeric-8.0	20889	499	-
90	s7dq4	Does the household pay a regular bill for water supply?	discrete	numeric-8.0	21010	378	-
91	s7dq5a	How much was your last bill? (Only your part if joint meter or shared bill) :	continuous	numeric-8.0	3969	17419	-
92	s7dq5b	Time unit	discrete	numeric-8.0	4124	17264	-
93	s7dq6	How much did your household pay to a private water Vendor, neighbour or standpip	continuous	numeric-8.0	20887	501	-
94	s7dq7	Did your household sell any water to someone else?	discrete	numeric-8.0	20889	499	-
95	s7dq8a	How much does your household sell water using the following units? Amount	continuous	numeric-8.0	169	21219	-
96	s7dq8b	Unit of water sold	discrete	numeric-8.0	173	21215	-
97	s7dq9	How much did your household receive for the water sold in the past 2 weeks?	continuous	numeric-8.0	160	21228	-
98	s7dq10a	What are the different sources of electricity that you use in your household in	discrete	numeric-8.0	21388	0	-
99	s7dq10b	What are the different sources of electricity that you use in your household in	discrete	numeric-8.0	21388	0	-
100	s7dq10c	What are the different sources of electricity that you use in your household in	discrete	numeric-8.0	21388	0	-
101	s7dq10d	What are the different sources of electricity that you use in your household in	discrete	numeric-8.0	21388	0	-
102	s7dq10ao	Other specify	discrete	character-77	252	0	-
103	s7dq10bo	Other specify	discrete	character-35	3932	0	-
104	s7dq10co	Other specify	discrete	character-37	1030	0	-
105	s7dq10do	Other specify	discrete	character-1	0	0	-
106	s7dq11	What is the source of power for the mini-grid	discrete	numeric-8.0	3	21385	-
107	s7dq11o	Other specify	discrete	character-1	0	0	-
108	s7dq12	What is the MAIN reason why the household is not connected to the national grid?	discrete	numeric-8.0	3006	18382	-
109	s7dq12o	Other speccify	discrete	character-79	212	0	-
110	s7dq13	What is the main source of lighting for your Dwelling	discrete	numeric-8.0	2981	18407	-

File AHIES2022_SEC56711_q1q2_20230327							
#	Name	Label	Type	Format	Valid	Invalid	Question
111	s7dq13o	Other specify	discrete	character-37	146	0	-
112	s7dq14	Which of these different light bulb do you use with the main electricity system?	discrete	character-4	19107	0	-
113	s7dq15a	How much did your household spend on electricity on your last bill? Amount	continuous	numeric-8.0	18757	2631	-
114	s7dq15b	Time Unit	discrete	numeric-8.0	18768	2620	-
115	s7dq16	What is the main fuel used by the household for cooking?	discrete	numeric-8.0	21012	376	-
116	s7dq16o	Other specify	discrete	character-1	0	0	-
117	s7dq17	What type of biomas cook stove does the household use?	discrete	character-4	16160	0	-
118	s7dq17a	Other specify	discrete	character-21	9	0	-
119	s7dq18a	How long have you been using your main biomas cook stove?	continuous	numeric-8.0	15853	5535	-
120	s7dq18b	Unit	discrete	numeric-8.0	0	21388	-
121	s7dq19	In the past 3 months, where did you normally cook with the cookstove?	discrete	numeric-8.0	21012	376	-
122	s7dq19o	Other specify	discrete	character-40	32	0	-
123	s7dq20	Do you usually use a chimney, hood or other exhaust system while using this stov	discrete	numeric-8.0	21012	376	-
124	s7dq21	How does your household dispose of refuse?	discrete	numeric-8.0	21012	376	-
125	s7dq21o	Other Specify	discrete	character-46	55	0	-
126	s7dq22	How does your household dispose of kitchen and bath waste water?	discrete	character-4	21012	0	-
127	s7dq22o	Other specify	discrete	character-40	11	0	-
128	s7dq23a	How much does this household pay for refuse disposal? Amount	continuous	numeric-8.0	21012	376	-
129	s7dq23b	Time Unit	discrete	numeric-8.0	3973	17415	-
130	s7dq24	What type of toilet facility is usually used by the household?	discrete	numeric-8.0	21012	376	-
131	s7dq24o	Other specify	discrete	character-43	151	0	-
132	s7dq25	Do you share this toilet facility with other households?	discrete	numeric-8.0	11676	9712	-
133	s7dq26	How many households including your household use this toilet facility?	continuous	numeric-8.0	6195	15193	-

File AHIES2022_SEC56711_q1q2_20230327							
#	Name	Label	Type	Format	Valid	Invalid	Question
134	s7dq27a	How much does the household pay for the use of the Toilet facility? Amount	continuous	numeric-8.0	9979	11409	-
135	s7dq27b	Time Unit	discrete	numeric-8.0	10007	11381	-
136	s7dq28a	How much was your last bill (only your part if shared)? Amount	continuous	numeric-8.0	9981	11407	-
137	s7dq28b	Time Unit	discrete	numeric-8.0	9998	11390	-
138	s7eq1	What is the main construction material used for the outer wall?	discrete	numeric-8.0	21321	67	-
139	s7eq1o	Other specify	discrete	character-27	33	0	-
140	s7eq2	What is the main construction material used for the floor?	discrete	numeric-8.0	21012	376	-
141	s7eq2o	Other specify	discrete	character-16	4	0	-
142	s7eq3	What is the main material used for the roof?	discrete	numeric-8.0	21296	92	-
143	s7eq3o	Other specify	discrete	character-21	12	0	-
144	s6q11	Which household member own/ are responsible/ operate a farm (Planting,Livestock,	discrete	numeric-8.0	0	21388	-
145	s7dq1o	Other specify	discrete	character-1	0	0	-
146	cluster	Cluster	continuous	numeric-8.0	21388	0	-
147	HholdID	Household ID	continuous	numeric-8.0	21388	0	-
148	pop_weight	Population weight	continuous	numeric-8.0	21388	0	-
149	hh_weight	Household weight	continuous	numeric-8.0	21388	0	-

File AHIES2022_SEC12_q1q2_20230327							
#	Name	Label	Type	Format	Valid	Invalid	Question
1	quarter	Quarter	discrete	numeric-8.0	278074	0	-
2	hhid	Household ID	discrete	character-6	278074	0	-
3	region	regcode	discrete	numeric-8.0	278074	0	-
4	urbrur	localitytype	discrete	numeric-8.0	278074	0	-
5	assetcd	Asset code	discrete	numeric-8.0	278074	0	-
6	s12q0	Item	continuous	numeric-8.0	278074	0	-
7	s12q0a	Code	discrete	numeric-8.0	278074	0	-
8	s12q0b	iTEM DESCRIPTION	discrete	character-45	278074	0	-
9	s12q1a	Does any member of the household own ????????	discrete	numeric-8.0	278074	0	-
10	s12q1b	Does any member of the household own ????????	discrete	numeric-8.0	278064	10	-
11	s12q1c	Does any member of the household own ????????	discrete	numeric-8.0	97010	181064	-

File AHIES2022_SEC12_q1q2_20230327							
#	Name	Label	Type	Format	Valid	Invalid	Question
12	s12q2a	How long ago was ????? obtained?	continuous	numeric-8.0	277957	117	-
13	s12q2b	How long ago was ????? obtained?	continuous	numeric-8.0	93496	184578	-
14	s12q2c	How long ago was ????? obtained?	continuous	numeric-8.0	47476	230598	-
15	s12q3a1	What was its purchase price? Currency	discrete	numeric-8.0	277968	106	-
16	s12q3a1a	Other specify	discrete	character-100	43	0	-
17	s12q3a2	What was its purchase price? Currency	continuous	numeric-8.0	257186	20888	-
18	s12q3b1	What was its purchase price? Currency	discrete	numeric-8.0	93900	184174	-
19	s12q3b1a	Other specify	discrete	character-100	17	0	-
20	s12q3b2	What was its purchase price? Currency	continuous	numeric-8.0	88242	189832	-
21	s12q3c1	What was its purchase price? Currency	discrete	numeric-8.0	47846	230228	-
22	s12q3c1a	Other specify	discrete	character-100	8	0	-
23	s12q3c2	What was its purchase price? Currency	continuous	numeric-8.0	44966	233108	-
24	s12q1aa	Sex of Owner	discrete	numeric-8.0	135582	142492	-
25	s12q1ab	Sex of Owner B	discrete	numeric-8.0	45778	232296	-
26	s12q1ac	Sex of Owner C	discrete	numeric-8.0	22926	255148	-
27	cluster	Cluster	continuous	numeric-8.0	278074	0	-
28	HholdID	Household ID	continuous	numeric-8.0	278074	0	-
29	pop_weight	Population weight	continuous	numeric-8.0	278074	0	-
30	hh_weight	Household weight	continuous	numeric-8.0	278074	0	-

Variables Description

Dataset contains 644 variable(s)

File : AHIES2022_Sec01234_q1q2q3_20230327

quarter: Quarter

Information	[Type= discrete] [Format=numeric] [Range= 1-3] [Missing=*]
Statistics [NW/ W]	[Valid=159687 /-] [Invalid=0 /-] [Mean=2.001 /-] [StdDev=0.815 /-]

Value	Label	Cases	Percentage
1		52914	33.1%
2		53627	33.6%
3		53146	33.3%

Warning: these figures indicate the number of cases found in the data file. They cannot be interpreted as summary statistics of the population of interest.

hhid: Household ID

Information	[Type= discrete] [Format=character] [Missing=*]
Statistics [NW/ W]	[Valid=159687 /-] [Invalid=0 /-]

pid: Line number

Information	[Type= continuous] [Format=numeric] [Range= 1-28] [Missing=*]
Statistics [NW/ W]	[Valid=159687 /-] [Invalid=0 /-] [Mean=3.833 /-] [StdDev=2.763 /-]

region: regcode

Information	[Type= discrete] [Format=numeric] [Range= 1-16] [Missing=*]
Statistics [NW/ W]	[Valid=159687 /-] [Invalid=0 /-]

Value	Label	Cases	Percentage
1	WESTERN	9880	6.2%
2	CENTRAL	10990	6.9%
3	GREATER ACCRA	11271	7.1%
4	VOLTA	9383	5.9%
5	EASTERN	11715	7.3%
6	ASHANTI	15603	9.8%
7	WESTERN NORTH	8164	5.1%
8	AHAFO	7088	4.4%
9	BONO	8606	5.4%
10	BONO EAST	9362	5.9%
11	OTI	8901	5.6%
12	NORTHERN	12092	7.6%
13	SAVANNAH	8275	5.2%
14	NORTH EAST	9928	6.2%
15	UPPER EAST	10164	6.4%
16	UPPER WEST	8265	5.2%

Warning: these figures indicate the number of cases found in the data file. They cannot be interpreted as summary statistics of the population of interest.

urbrur: localitytype

Information	[Type= discrete] [Format=numeric] [Range= 1-2] [Missing=*]
Statistics [NW/ W]	[Valid=159687 /-] [Invalid=0 /-]

Value	Label	Cases	Percentage
1	URBAN	72495	45.4%
2	RURAL	87192	54.6%

Warning: these figures indicate the number of cases found in the data file. They cannot be interpreted as summary statistics of the population of interest.

File : AHIES2022_Sec01234_q1q2q3_20230327

s1aq1: Sex

Information [Type= discrete] [Format=numeric] [Range= 1-2] [Missing=*]

Statistics [NW/ W] [Valid=159687 /-] [Invalid=0 /-]

Value	Label	Cases	Percentage
1	Male	76240	47.7%
2	Female	83447	52.3%

Warning: these figures indicate the number of cases found in the data file. They cannot be interpreted as summary statistics of the population of interest.

s1aq2: Relationship to head

Information [Type= discrete] [Format=numeric] [Range= 1-16] [Missing=*]

Statistics [NW/ W] [Valid=159687 /-] [Invalid=0 /-]

Value	Label	Cases	Percentage
1	Head	31810	19.9%
2	Spouse (Wife/Husband/Living together)	20769	13.0%
3	Child (Son/Daughter)	77646	48.6%
4	Parent	2316	1.5%
5	Parent-in-law	201	0.1%
6	Son-in-law	106	0.1%
7	Daughter in-law	933	0.6%
8	Grandchild	12745	8.0%
9	Great grandchild	418	0.3%
10	Brother/Sister	3697	2.3%
11	Step child	1111	0.7%
12	Foster child	367	0.2%
13	Adopted child	131	0.1%
14	Other relative	6287	3.9%
15	Non relative	1020	0.6%
16	Househelp	130	0.1%

Warning: these figures indicate the number of cases found in the data file. They cannot be interpreted as summary statistics of the population of interest.

s1aq3a: Day of birth

Information [Type= continuous] [Format=numeric] [Range= 0-98] [Missing=*]

Statistics [NW/ W] [Valid=106541 /-] [Invalid=53146 /-] [Mean=21.122 /-] [StdDev=26.921 /-]

s1aq3b: Month of birth

Information [Type= discrete] [Format=numeric] [Range= 1-98] [Missing=*]

Statistics [NW/ W] [Valid=106541 /-] [Invalid=53146 /-]

Value	Label	Cases	Percentage
1	January	9597	9.0%
2	February	6997	6.6%
3	March	8282	7.8%
4	April	8451	7.9%
5	May	8741	8.2%
6	June	8788	8.2%
7	July	14577	13.7%
8	August	7176	6.7%

File : AHIES2022_Sec01234_q1q2q3_20230327

s1aq3b: Month of birth

Value	Label	Cases	Percentage
9	September	6846	6.4%
10	October	6827	6.4%
11	November	5838	5.5%
12	December	5564	5.2%
98		8857	8.3%
Sysmiss		53146	

Warning: these figures indicate the number of cases found in the data file. They cannot be interpreted as summary statistics of the population of interest.

s1aq3c: Year of birth

Information	[Type= continuous] [Format=numeric] [Range= 1901-2022] [Missing=*]
Statistics [NW/ W]	[Valid=106541 /-] [Invalid=53146 /-] [Mean=1997.198 /-] [StdDev=19.521 /-]

s1aq4y: Age

Information	[Type= continuous] [Format=numeric] [Range= 0-120] [Missing=*]
Statistics [NW/ W]	[Valid=159687 /-] [Invalid=0 /-] [Mean=24.119 /-] [StdDev=19.583 /-]

s1aq4m: Age in Month

Information	[Type= discrete] [Format=numeric] [Range= 0-11] [Missing=*]
Statistics [NW/ W]	[Valid=20920 /-] [Invalid=138767 /-] [Mean=5.575 /-] [StdDev=3.472 /-]

Value	Label	Cases	Percentage
0		1614	7.7%
1		1778	8.5%
2		1734	8.3%
3		1768	8.5%
4		1715	8.2%
5		1699	8.1%
6		1834	8.8%
7		1608	7.7%
8		1738	8.3%
9		1786	8.5%
10		1618	7.7%
11		2028	9.7%
Sysmiss		138767	

Warning: these figures indicate the number of cases found in the data file. They cannot be interpreted as summary statistics of the population of interest.

s1aq5: Marital Status

Information	[Type= discrete] [Format=numeric] [Range= 1-9] [Missing=*]
Statistics [NW/ W]	[Valid=107877 /-] [Invalid=51810 /-]

Value	Label	Cases	Percentage
1	Informal/living together	7690	7.1%
2	Married (Civil/Ordinance)	5986	5.5%
3	Married (Customary/Traditional)	24424	22.6%
4	Married (Islamic)	10532	9.8%
5	Married (Other type)	100	0.1%
6	Separated	1590	1.5%

File : AHIES2022_Sec01234_q1q2q3_20230327

s1aq5: Marital Status

Value	Label	Cases	Percentage
7	Divorced	2096	1.9%
8	Widowed	6217	5.8%
9	Never married	49242	45.6%
System		51810	

Warning: these figures indicate the number of cases found in the data file. They cannot be interpreted as summary statistics of the population of interest.

s1aq6: Religious denomination

Information	[Type= discrete] [Format=numeric] [Range= 1-9] [Missing=*]
Statistics [NW/ W]	[Valid=159687 /-] [Invalid=0 /-]

Value	Label	Cases	Percentage
1	Catholic	17769	11.1%
2	Protestant (Anglican, Lutheran, Presbyterian, Methodist etc)	25797	16.2%
3	Pentecostal/Charismatic	48869	30.6%
4	Other Christian	15322	9.6%
5	Islam	40821	25.6%
6	Traditionalist	6786	4.2%
7	No religion	3916	2.5%
9	Other	407	0.3%

Warning: these figures indicate the number of cases found in the data file. They cannot be interpreted as summary statistics of the population of interest.

s1aq6o: Other Specify

Information	[Type= discrete] [Format=character] [Missing=*]
Statistics [NW/ W]	[Valid=436 /-] [Invalid=0 /-]

Value	Label	Cases	Percentage
9		3	0.7%
ADVENTIST		2	0.5%
ADVENTISTS		21	4.8%
APOSTOLIC CHURCH		15	3.4%
APOSTOLIC CHURCH OF GHANA		16	3.7%
ASSEMBLY OF GOD		12	2.8%
AWAY TO HEAVEN MINISTRY		3	0.7%
BELIEVERS OF WORSHIP CENTRE		3	0.7%
BELIEVERS WORSHIP CENTRE		6	1.4%
BETHANY INTERNATIONAL		3	0.7%
BUDDHIST		2	0.5%
BUHDIST		12	2.8%

File : AHIES2022_Sec01234_q1q2q3_20230327

s1aq6o: Other Specify

Value	Label	Cases	Percentage
CHRI		2	0.5%
CHRIST APOSTOLIC CHURCH		12	2.8%
CHURCH OF		3	0.7%
CHURCH OF CHRIST		37	8.5%
CHURCH OF HOPE		6	1.4%
DELIVER CHURCH		2	0.5%
DOES NOT GO TO CHURCH		3	0.7%
EVANGELICAL CHURCH OF GHANA		9	2.1%
GOSPEL HOUSE OF PRAYER MINISTRY		3	0.7%
HEAVEN NTI		21	4.8%
HOUSE OF POWER		3	0.7%
JAHOVAH WITNESS		3	0.7%
JAHOVAH WITNESS		8	1.8%
JEHOVA WITNESS		6	1.4%
JEHOVA WITNESS		3	0.7%
JJ		1	0.2%
JOHAVAH WITNESS		12	2.8%
KING OF KINGS CHURCH		3	0.7%
LIVING JOY CHURCH		3	0.7%
NEW WAVE CHURCH		2	0.5%
NO CHURCH ACTIVITIES FOR NOW		1	0.2%
NONE		3	0.7%
NOT ATTENDING ANY		3	0.7%
PROMISE LAND CHURCH		3	0.7%

File : AHIES2022_Sec01234_q1q2q3_20230327

slaq6o: Other Specify

Value	Label	Cases	Percentage
REFORMED CHURCH		3	0.7%
RESURRECTION POWER AND LIVING BREAD POWER		3	0.7%
S D A CHURCH		3	0.7%
SDA		9	2.1%
SDA CHURCH		17	3.9%
SEVENTH-DAY ADVENTIST CHURCH		77	17.7%
THE APOSTOLIC CHURCH OF GHANA		9	2.1%
THE CHURCH OF JESUS CHRIST LITTER DAY SAINT		3	0.7%
THE CHURCH OF JESUS CHRIST OF LATTER DAY SAIN		3	0.7%
THE CHURCH OF JESUS CHRIST OF LATTER SAINT		9	2.1%
TROUGH WAY INTERNATIONAL		3	0.7%
TRUE FAITH		3	0.7%
TRUE FAITH		15	3.4%
TRUE FAITH CHURCH		5	1.1%
TWELVE APOSTLES CHURCH		3	0.7%
TWELVE APOSTLES CHURCH OF GHANA		3	0.7%
UNIVERSAL CHURCH		12	2.8%
WINNERS CHAPEL INTERNATIONAL		6	1.4%

Warning: these figures indicate the number of cases found in the data file. They cannot be interpreted as summary statistics of the population of interest.

slaq7: Nationality

Information [Type= discrete] [Format=numeric] [Range= 1-4] [Missing=*]

File : AHIES2022_Sec01234_q1q2q3_20230327

s1aq7: Nationality

Statistics [NW/ W] [Valid=159687 /-] [Invalid=0 /-]

Value	Label	Cases	Percentage
1	Ghanaian by birth	158135	99.0%
2	Ghanaian by naturalisation	333	0.2%
3	Dual nationality	311	0.2%
4	Non-Ghanaian	908	0.6%

Warning: these figures indicate the number of cases found in the data file. They cannot be interpreted as summary statistics of the population of interest.

s1aq8: Name of Other Nationality Country

Information [Type= discrete] [Format=numeric] [Range= 101-8888] [Missing=*]

Statistics [NW/ W] [Valid=1219 /-] [Invalid=158468 /-]

Value	Label	Cases	Percentage
101	JOMORO MUNICIPAL (HALF-ASSINI)	0	
102	ELLEMBELLE (NKROFUL)	0	
103	NZEMA EAST MUNICIPAL (AXIM)	0	
104	AHANTA WEST MUNICIPAL (AGONA NKWANTA)	0	
105	EFFIA KWESIMINTSIM MUNICIPAL (KWESIMINTSIM)	0	
106	SEKONDI TAKORADI METRO ASSEMBLY (STMA)	0	
107	SHAMA (SHAMA)	0	
108	WASSA EAST (DABOASE)	0	
109	MPOHOR (MPOHOR)	0	
110	TARKWA-NSUAEM MUNICIPAL (TARKWA)	0	
111	PRESTEA/HUNI VALLEY MUNICIPAL (BOGOSO)	0	
112	WASSA AMENFI EAST MUNICIPAL (WASSA AKROPONG)	0	
113	WASSA AMENFI CENTRAL (MANSO AMENFI)	0	
114	WASSA AMENFI WEST MUNICIPAL (ASANKRAGUA)	0	
201	KOMENDA EDINA EGUAFO ABIREM MUNICIPAL (ELMINA)	0	
202	CAPE COAST METRO	0	
203	ABURA ASEBU KWAMANKESE (ABURA-DUNKWA)	0	
204	MFANTSIMAN MUNICIPAL (SALTPOND)	0	
205	EKUMFI (ESSAKYIR)	0	
206	GOMOA WEST (APAM)	0	
207	EFUTU MUNICIPAL (WINNEBA)	0	
208	GOMOA CENTRAL (AFRANSI)	0	
209	GOMOA EAST (POTSIN)	0	
210	AWUTU SENYA EAST MUNICIPAL (ODUPONG OFAAKOR)	0	
211	AWUTU SENYA (AWUTU BERAKU)	0	
212	AGONA EAST (AGONA NSABA)	0	
213	AGONA WEST MUNICIPAL (AGONA SWEDRU)	0	
214	ASIKUMA ODOBEN BRAKWA (BREMEN ASIKUMA)	0	
215	AJUMAKO ENYAN ESSIAM (AJUMAKO)	0	
216	ASSIN SOUTH (NSUAEM KYEKYEWERE)	0	
217	TWIFO HEMAN LOWER DENKYIRA (HEMANG)	0	
218	TWIFO ATI MORKWA (TWIFO PRASO)	0	

File : AHIES2022_Sec01234_q1q2q3_20230327

s1aq8: Name of Other Nationality Country

Value	Label	Cases	Percentage
219	ASSIN FOSU MUNICIPAL (ASSIN FOSU)	0	
220	ASSIN NORTH (ASSIN BREKU)	0	
221	UPPER DENKYIRA EAST MUNICIPAL (DUNKWA-ON-OFFIN)	0	
222	UPPER DENKYIRA WEST (DIASO)	0	
301	GA SOUTH MUNICIPAL (NGLESHIE AMANFRO)	0	
302	WEIJA GBAWE MUNICIPAL (WEIJA)	0	
303	GA CENTRAL MUNICIPAL (SOWUTUOM)	0	
304	ABLEKUMA NORTH MUNICIPAL (DARKUMAN)	0	
305	ABLEKUMA WEST MUNICIPAL (DANSOMAN)	0	
306	ABLEKUMA CENTRAL MUNICIPAL (LARTEBIOKORSHIE)	0	
307	ACCRA METROPOLITAN ASSEMBLY (AMA)	0	
308	KORLE KLOTTEY MUNICIPAL (ADABRAKA)	0	
309	AYAWASO CENTRAL MUNICIPAL (KOKOMLEMLE)	0	
310	AYAWASO EAST MUNICIPAL (NIMA)	0	
311	AYAWASO NORTH MUNICIPAL (ACCRA NEWTOWN)	0	
312	LA DADE-KOTOPON MUNICIPAL (LA)	0	
313	LEDZOKUKU MUNICIPAL (TESHIE)	0	
314	KROWOR MUNICIPAL (NUNGUA)	0	
315	ADENTAN MUNICIPAL (ADENTAN)	0	
316	AYAWASO WEST MUNICIPAL (DZORWULU)	0	
317	OKAIKOI NORTH MUNICIPAL (TESANO)	0	
318	GA NORTH MUNICIPAL (OFANKOR)	0	
319	GA WEST MUNICIPAL (AMASAMAN)	0	
320	GA EAST MUNICIPAL (ABOKOBI)	0	
321	LA NKWANTANANG-MADINA MUNICIPAL (MADINA)	0	
322	KPONE KATAMANSO MUNICIPAL (KPONE)	0	
323	ASHAIMAN MUNICIPAL (ASHAIMAN)	0	
324	TEMA WEST MUNICIPAL (TEMA COMM. 18)	0	
325	Tema Municipal Assembly (TMA)	0	
326	NINGO-PRAMPAM (PRAMPAM)	0	
327	SHAI-OSUDOKU (DODOWA)	0	
328	ADA WEST (SEGE)	0	
329	ADA EAST (ADA-FOAH)	0	
401	SOUTH TONGU (SOGAKOPE)	0	
402	ANLOGA (ANLOGA)	0	
403	KETA MUNICIPAL (KETA)	0	
404	KETU SOUTH MUNICIPAL (DENU)	0	
405	KETU NORTH MUNICIPAL (DZODZE)	0	
406	AKATSI NORTH (AVE DAKPA)	0	
407	AKATSI SOUTH (AKATSI)	0	
408	CENTRAL TONGU (ADIDOME)	0	
409	NORTH TONGU (BATTOR DUGAME)	0	
410	HO WEST (DZOLOKPUITA)	0	

File : AHIES2022_Sec01234_q1q2q3_20230327

s1aq8: Name of Other Nationality Country

Value	Label	Cases	Percentage
411	ADAKLU (ADAKLU WAYA)	0	
412	AGORTIME-ZIOPE (AGORTIME-KPETOE)	0	
413	HO MUNICIPAL (HO)	0	
414	SOUTH DAYI (KPEVE)	0	
415	AFADZATO SOUTH (VE GOLOKWATI)	0	
416	NORTH DAYI (AMFOEGA)	0	
417	KPANDO MUNICIPAL (KPANDO)	0	
418	HOHOE MUNICIPAL (HOHOE)	0	
501	BIRIM SOUTH (AKIM SWEDRU)	0	
502	BIRIM CENTRAL MUNICIPAL (AKIM ODA)	0	
503	ACHIASE (ACHIASE)	0	
504	ASENE MANSO AKROSO (MANSO)	0	
505	WEST AKIM MUNICIPAL (ASAMANKESE)	0	
506	UPPER WEST AKIM (ADEISO)	0	
507	AYENSUANO (COALTAR)	0	
508	NSAWAM ADOAGYIRI MUNICIPAL (NSAWAM)	0	
509	AKWAPIM SOUTH (ABURI)	0	
510	AKWAPIM NORTH MUNICIPAL (AKROPONG AKWAPIM)	0	
511	OKERE (ADUKROM)	0	
512	NEW JUABEN SOUTH MUNICIPAL (KOFORIDUA)	0	
513	NEW JUABEN NORTH MUNICIPAL (EFFIDUASE)	0	
514	SUHUM MUNICIPAL (SUHUM)	0	
515	ABUAKWA NORTH MUNICIPAL (KUKURANTUMI)	0	
516	ABUAKWA SOUTH MUNICIPAL (KIBI)	0	
517	DENKYEMBUOR (AKWATIA)	0	
518	AKYEMANSA (OFOASE)	0	
519	KWAEBIBIREM MUNICIPAL (KADE)	0	
520	BIRIM NORTH (NEW ABIREM)	0	
521	ATIWA WEST (KWABENG)	0	
522	ATIWA EAST (ANYINAM)	0	
523	FANTEAKWA SOUTH (OSINO)	0	
524	YILO KROBO MUNICIPAL(SOMANYA)	0	
525	LOWER MANYA KROBO MUNICIPAL (ODUMASI-KROBO)	0	
526	ASUOGYAMAN (ATIMPOKU)	0	
527	UPPER MANYA KROBO (ASESEWA)	0	
528	FANTEAKWA NORTH (BEGORO)	0	
529	KWAHU SOUTH (MPRAESO)	0	
530	KWAHU WEST MUNICIPAL (NKAWKAW)	0	
531	KWAHU EAST (ABETIFI)	0	
532	KWAHU AFRAM PLAINS SOUTH (TEASE)	0	
533	KWAHU AFRAM PLAINS NORTH (DONKORKROM)	0	
601	AMANSIE SOUTH (MANSO ADUBIA)	0	
602	AMANSIE CENTRAL (JACOBUS)	0	

File : AHIES2022_Sec01234_q1q2q3_20230327

s1aq8: Name of Other Nationality Country

Value	Label	Cases	Percentage
603	AKROFUOM (AKROFUOM)	0	
604	ADANSI SOUTH (NEW EDUBIASE)	0	
605	ADANSI ASOKWA (ADANSI ASOKWA)	0	
606	OBUASI EAST (TUTUKA)	0	
607	OBUASI MUNICIPAL (OBUASI)	0	
608	ADANSI NORTH (FOMENA)	0	
609	BEKWAI MUNICIPAL (BEKWAI)	0	
610	AMANSIE WEST (MANSO NKWANTA)	0	
611	ATWIMA KWANWOMA (FOASE)	0	
612	BOSOMTWI (KUNTANASE)	0	
613	BOSOME FREHO (ASIWA)	0	
614	ASANTE AKIM CENTRAL MUNICIPAL (KONONGO-ODUMASE)	0	
615	ASANTE AKIM SOUTH MUNICIPAL (JUASO)	0	
616	ASANTE AKIM NORTH (AGOGO)	0	
617	SEKYERE KUMAWU (KUMAWU)	0	
618	SEKYERE EAST (EFFIDUASE)	0	
619	JUABEN MUNICIPAL (JUABEN)	0	
620	EJISU MUNICIPAL (EJISU)	0	
621	OFORIKROM MUNICIPAL	0	
622	ASOKWA MUNICIPAL (ASOKWA)	0	
623	KUMASI METROPOLITAN ASSEMBLY (KMA)	0	
624	KWADASO MUNICIPAL (KWADASO)	0	
625	SUAME MUNICIPAL (SUAME)	0	
626	OLD TAFO MUNICIPAL (OLD TAFO)	0	
627	ASOKORE MAMPONG MUNICIPAL (ASOKORE)	0	
628	KWABRE EAST MUNICIPAL (MAMPONTENG)	0	
629	AFIGYA KWABRE SOUTH (KODIE)	0	
630	ATWIMA NWABIAGYA NORTH (BAREKESE)	0	
631	ATWIMA NWABIAGYA MUNICIPAL (NKAWIE KUMA)	0	
632	ATWIMA MPONUA (NYINAHIN)	0	
633	AHAFO ANO SOUTH WEST (MANKRANSO)	0	
634	AHAFO ANO NORTH MUNICIPAL (TEPA)	0	
635	AHAFO ANO SOUTH EAST (ADUGYAMA)	0	
636	OFFINSO NORTH (AKOMADAN)	0	
637	OFFINSO MUNICIPAL (OFFINSO)	0	
638	AFIGYA KWABRE NORTH (BOAMANG)	0	
639	SEKYERE SOUTH (AGONA)	0	
640	MAMPONG MUNICIPAL (MAMPONG)	0	
641	EJURA SEKYEDUMASE MUNICIPAL (EJURA)	0	
642	SEKYERE CENTRAL (NSUTA)	0	
643	SEKYERE AFRAM PLAINS (DROBONSO)	0	
701	AOWIN MUNICIPAL (ENCHI)	0	
702	SEFWI AKONTOMBRA (AKONTOMBRA)	0	

File : AHIES2022_Sec01234_q1q2q3_20230327

s1aq8: Name of Other Nationality Country

Value	Label	Cases	Percentage
703	SUAMAN (DADIESO)	0	
704	BODI (BODIE)	0	
705	SEFWI WIAWSO MUNICIPAL (WIAWSO)	0	
706	BIBIANI ANHWIASO BEKWAI MUNICIPAL (BIBIANI)	0	
707	JUABOSO (JUABOSO)	0	
708	BIA WEST (ESSAM-DEBISO)	0	
709	BIA EAST (ADABOKROM)	0	
801	ASUNAFO SOUTH (KUKUOM)	0	
802	ASUNAFO NORTH MUNICIPAL (GOASO)	0	
803	ASUTIFI SOUTH (HWIDIEM)	0	
804	ASUTIFI NORTH (KENYASI)	0	
805	TANO NORTH MUNICIPAL (DUAYAW NKWANTA)	0	
806	TANO SOUTH MUNICIPAL (BECHEM)	0	
901	DORMAA WEST (NKRAN NKWANTA)	0	
902	DORMAA MUNICIPAL (DORMAA AHENKRO)	0	
903	DORMAA EAST (WAMFIE)	0	
904	SUNYANI MUNICIPAL (SUNYANI)	0	
905	SUNYANI WEST (ODUMASI)	0	
906	BEREKUM EAST MUNICIPAL (BEREKUM)	0	
907	BEREKUM WEST (JINIJINI)	0	
908	JAMAN SOUTH MUNICIPAL (DROBO)	0	
909	JAMAN NORTH (SAMPA)	0	
910	TAIN (NSAWKAW)	0	
911	WENCHI MUNICIPAL (WENCHI)	0	
912	BANDA (BANDA AHENKRO)	0	
1001	NKORANZA SOUTH MUNICIPAL (NKORANZA)	0	
1002	TECHIMAN MUNICIPAL (TECHIMAN)	0	
1003	NKORANZA NORTH (BUSUNYA)	0	
1004	TECHIMAN NORTH (TUOBODOM)	0	
1005	ATEBUBU AMANTIN MUNICIPAL (ATEBUBU)	0	
1006	SENE WEST (KWAME DANSO)	0	
1007	SENE EAST (KAJAJI)	0	
1008	PRU WEST (PRANG)	0	
1009	PRU EAST (YEJI)	0	
1010	KINTAMPO SOUTH (JEMA)	0	
1011	KINTAMPO NORTH MUNICIPAL (KINTAMPO)	0	
1101	BLAKOYE (NKONYA-AHENKRO)	0	
1102	JASIKAN (JASIKAN)	0	
1103	KADJEBI (KADJEBI)	0	
1104	KRACHI EAST MUNICIPAL (DAMBAI)	0	
1105	KRACHI WEST (KETE-KRACHI)	0	
1106	KRACHI NCHUMURU (CHINDERI)	0	
1107	NKWANTA SOUTH MUNICIPAL (NKWANTA)	0	

File : AHIES2022_Sec01234_q1q2q3_20230327

s1aq8: Name of Other Nationality Country

Value	Label	Cases	Percentage
1108	NKWANTA NORTH (KPASSA)	0	
1109	GUAN (LIKPE MATE)	0	
1201	KPANDAI (KPANDAI)	0	
1202	NANUMBA SOUTH (WULENSI)	0	
1203	NANUMBA NORTH MUNICIPAL (BIMBILLA)	0	
1204	ZABZUGU (ZABZUGU)	0	
1205	TATALE SANGULI (TATALE)	0	
1206	SABOBA (SABOBA)	0	
1207	YENDI MUNICIPAL (YENDI)	0	
1208	MION (SANG)	0	
1209	NANTON (NANTON)	0	
1210	TAMALE METROPOLITAN ASSEMBLY	0	
1211	SAGNARIGU MUNICIPAL (SAGNARIGU)	0	
1212	TOLON (TOLON)	0	
1213	KUMBUNGU (KUMBUNGU)	0	
1214	SAVELUGU MUNICIPAL (SAVELUGU)	0	
1215	KARAGA (KARAGA)	0	
1216	GUSHIEGU MUNICIPAL (GUSHIEGU)	0	
1301	BOLE (BOLE)	0	
1302	SAWLA TUNA KALBA (SAWLA)	0	
1303	NORTH GONJA (DABOYA)	0	
1304	WEST GONJA MUNICIPAL (DAMONGO)	0	
1305	CENTRAL GONJA (BUIPE)	0	
1306	EAST GONJA MUNICIPAL (SALAGA)	0	
1307	NORTH EAST GONJA (KPALBE)	0	
1401	MAMPRUGU MOAGDURI (YAGABA)	0	
1402	WEST MAMPRUSI MUNICIPAL (WALEWALE)	0	
1403	EAST MAMPRUSI MUNICIPAL (GAMBAGA)	0	
1404	BUNKPURUGU NAKPANDURI (BUNKPURUGU)	0	
1405	YUNYOO-NASUAN (YUNYOO)	0	
1406	CHEREPONI (CHEREPONI)	0	
1501	BUILSA SOUTH (FUMBISI)	0	
1502	BUILSA NORTH MUNICIPAL (SANDEMA)	0	
1503	KASENA NANKANA MUNICIPAL (NAVRONGO)	0	
1504	KASENA NANKANA WEST (PAGA)	0	
1505	BOLGATANGA MUNICIPAL (BOLGATANGA)	0	
1506	TALENSI (TONGO)	0	
1507	BOLGATANGA EAST (ZUARUNGU)	0	
1508	BONGO (BONGO)	0	
1509	NABDAM (NANGODI)	0	
1510	BAWKU WEST (ZEBILLA)	0	
1511	BINDURI (BINDURI)	0	
1512	BAWKU MUNICIPAL (BAWKU)	0	

File : AHIES2022_Sec01234_q1q2q3_20230327

slaq8: Name of Other Nationality Country

Value	Label	Cases	Percentage
1513	GARU (GARU)	0	
1514	TEMPANE (TEMPANE)	0	
1515	PUSIGA (PUSIGA)	0	
1601	WA WEST (WECHIAU)	0	
1602	WA EAST (FUNSI)	0	
1603	WA MUNICIPAL (WA)	0	
1604	NADOWLI-KALEO (NADOWLI)	0	
1605	DAFFIAMA BUSSIE ISSA (ISSA)	0	
1606	SISSALA EAST MUNICIPAL (TUMU)	0	
1607	SISSALA WEST (GWOLLU)	0	
1608	JIRAPA MUNICIPAL (JIRAPA)	0	
1609	LAWRA MUNICIPAL (LAWRA)	0	
1610	LAMBUSSIE KARNI (LAMBUSSIE)	0	
1611	NANDOM MUNICIPAL (NANDOM)	0	
2001	Cote D'Ivoire - [Yamoussoukro]	45	3.7%
2002	Togo - [Lome]	339	27.8%
2003	Burkina Faso - [Ouagadougou]	278	22.8%
2004	Benin - [Porto-Novo]	41	3.4%
2005	Guinea - [Conakry]	0	
2006	Nigeria - [Abuja]	134	11.0%
2007	Mali - [Bamako]	15	1.2%
2008	Cameroon - [Yaounde]	9	0.7%
2009	Guinea-Bissau - [Bissau]	0	
2010	The Gambia - [Banjul]	0	
2011	Liberia - [Monrovia]	37	3.0%
2012	Niger - [Niamey]	274	22.5%
2013	Senegal - [Dakar]	0	
2014	Sierra Leone - [Freetown]	0	
2015	Mauritania - [Nouakchott]	0	
2016	Algeria - [Algiers]	3	0.2%
2017	Angola - [Luanda]	0	
2018	Botswana - [Gaborone]	0	
2019	Burundi - [Bujumbura]	0	
2021	Central African Republic - [Bangui]	0	
2022	Chad - [N'Djamena]	0	
2023	Comoros - [Moroni]	0	
2024	Congo Republic - [Brazzaville]	0	
2025	Democratic Republic of Congo - [Kinshasa]	0	
2026	Djibouti - [Djibouti]	0	
2027	Egypt - [Cairo]	0	
2028	Equatorial Guinea - [Malabo]	0	
2029	Eritrea - [Asmara]	0	
2030	Ethiopia - [Addis Ababa]	0	

File : AHIES2022_Sec01234_q1q2q3_20230327

slaq8: Name of Other Nationality Country

Value	Label	Cases	Percentage
2031	Gabon - [Libreville]	7	0.6%
2032	Kenya - [Nairobi]	3	0.2%
2033	Lesotho - [Maseru]	0	
2034	Libya - [Tripoli]	0	
2035	Madagascar - [Antananarivo]	0	
2036	Malawi - [Lilongwe]	0	
2037	Mauritius - [Port Louis]	0	
2038	Mayotte - [Mamoudzou]	0	
2039	Morocco - [Rabat]	0	
2040	Mozambique - [Maputo]	0	
2041	Namibia - [Windhoek]	0	
2042	Reunion - [Saint-Denis]	0	
2043	Rwanda - [Kigali]	0	
2044	Saint Helena - [Jamestown]	0	
2045	Sao Tome and Principe - [Sao Tome]	0	
2046	Seychelles - [Victoria]	0	
2047	Somalia - [Mogadishu]	0	
2048	South Africa - [Pretoria, Cape Town, Bloemfein]	0	
2049	Sudan - [Khartoum]	0	
2050	South Sudan - [Juba]	0	
2051	Swaziland - [Mbabane]	0	
2052	Tanzania - [Da res Salam, Dodoma]	0	
2053	Tunisia - [Tunis]	0	
2054	Uganda - [Kampala]	0	
2055	Western Sahara - [?El Aaiún?]	0	
2056	Zambia - [Lusaka]	0	
2057	Zimbabwe - [Harare]	3	0.2%
3001	Afghanistan - [Kabul]	0	
3002	Armenia - [Yerevan]	0	
3003	Azerbaijan - [Baku]	0	
3004	Bahrain - [Manama]	0	
3005	Bangladesh - [Dhaka]	0	
3006	Bhutan - [Thimphu]	0	
3007	Brunei - [Bandar Seri Begawan]	0	
3008	Burma - [Naypyidaw]	0	
3009	Cambodia - [Phnom Penh]	0	
3010	China - [Beijing]	0	
3011	Christmas Island - [Flying Fish Cove]	0	
3012	Cocos (Keeling) Islands - [West Island, Cocos (Keeling) Isl]	0	
3013	Gaza Strip - [Gaza City]	0	
3014	Georgia - [Tbilisi]	0	
3015	Hong Kong - [Victoria City]	0	
3016	India - [New Delhi]	0	

File : AHIES2022_Sec01234_q1q2q3_20230327

s1aq8: Name of Other Nationality Country

Value	Label	Cases	Percentage
3017	Indonesia - [Jakarta]	0	
3018	Iran - [Tehran]	0	
3019	Iraq - [Baghdad]	0	
3020	Israel - [Jerusalem]	0	
3021	Japan - [Tokyo]	0	
3022	Jordan - [Amman]	0	
3023	Kazakhstan - [Astana]	0	
3024	Korea, North - [Pyongyang]	0	
3025	Korea, South - [Seoul]	0	
3026	Kuwait - [Kuwait City]	0	
3027	Kyrgyzstan - [Bishkek]	0	
3028	Laos - [Vientiane]	0	
3029	Lebanon - [Beirut]	3	0.2%
3030	Macau - [Macau (Macao)]	0	
3031	Malaysia - [Kuala Lumpur]	0	
3032	Maldives - [Male]	0	
3033	Mongolia - [Ulaanbaatar]	0	
3034	Nepal - [Kathmandu]	0	
3035	Oman - [Muscat]	0	
3036	Pakistan - [Islamabad]	0	
3037	Paracel Islands - [Woody Island]	0	
3038	Philippines - [Manila]	0	
3039	Qatar - [Doha]	0	
3040	Saudi Arabia - [Riyadh]	0	
3041	Singapore - [Singapore]	0	
3042	South Georgia and the South Sandwich Islands - [King Edward]	0	
3043	Sri Lanka - [Colombo, Sri Jayewardenepura]	0	
3044	Syria - [Damascus]	0	
3045	Taiwan - [Taipei]	0	
3046	Tajikistan - [Dushanbe]	0	
3047	Thailand - [Bangkok]	0	
3048	Timor-Leste - [Dili]	0	
3049	Turkey - [Ankara]	0	
3050	Turkmenistan - [Ashgabat]	0	
3051	United Arab Emirates - [Abu Dhabi]	0	
3052	Uzbekistan - [Tashkent]	0	
3053	Vietnam - [Hanoi]	0	
3054	West Bank - [East Jerusalem]	0	
3055	Yemen - [Sanaa]	0	
4001	American Samoa - [Pago Pago]	0	
4002	Australia - [Canberra]	0	
4003	Cook Islands - [Avarua]	0	
4004	Coral Sea Islands - [Cato Island]	0	

File : AHIES2022_Sec01234_q1q2q3_20230327

s1aq8: Name of Other Nationality Country

Value	Label	Cases	Percentage
4005	Fiji - [Suva]	0	
4006	Guam - [Hagåtña]	0	
4007	Kiribati - [Tarawa Atoll]	0	
4008	Marshall Islands - [Majuro]	0	
4009	Micronesia, Federated States of - [Palikir]	0	
4010	Nauru - [government offices in Yaren District]	0	
4011	New Caledonia - [Nouméa]	0	
4012	New Zealand - [Wellington]	0	
4013	Niue - [Alofi]	0	
4014	Norfolk Island - [Kingston]	0	
4015	Northern Mariana Islands - [Capitol Hill, Saipan]	0	
4016	Palau - [Melekeok]	0	
4017	Papua New Guinea - [Port Moresby]	0	
4018	Pitcairn Islands - [Adamstown]	0	
4019	Solomon Islands - [Honiara]	0	
4020	Tokelau - [Atafu]	0	
4021	Tonga - [Nuku'alofa]	0	
4022	Tuvalu - [Vaiaku village, Funafuti province]	0	
4023	Vanuatu - [Port-Vila]	0	
4024	Wallis and Futuna - [Mata Utu]	0	
5001	Akrotiri - [Episkopi Cantonment]	0	
5002	Albania - [Tirana]	0	
5003	Andorra - [Andorra la Vella]	0	
5004	Austria - [Vienna]	0	
5005	Belarus - [Minsk]	0	
5006	Belgium - [Brussels]	0	
5007	Bosnia and Herzegovina - [Sarajevo]	0	
5008	British Indian Ocean Territory - [Camp Justice]	0	
5009	British Virgin Islands - [Road Town]	0	
5010	Bulgaria - [Sofia]	0	
5011	Croatia - [Zagreb]	0	
5012	Cyprus - [Nicosia]	0	
5013	Czech Republic - [Prague]	0	
5014	Denmark - [Copenhagen]	0	
5015	Dhekelia - [?Episkopi]	0	
5016	Estonia - [Tallinn]	0	
5017	Faroe Islands - [Tórshavn]	0	
5018	Finland - [Helsinki]	0	
5019	France - [Paris]	0	
5020	French Guiana - [Cayenne]	0	
5021	French Polynesia - [Papeete]	0	
5022	Germany - [Berlin]	0	
5023	Greece - [Athens]	0	

File : AHIES2022_Sec01234_q1q2q3_20230327

s1aq8: Name of Other Nationality Country

Value	Label	Cases	Percentage
5024	Guernsey - [Saint Peter Port]	0	
5025	Holy See (Vatican City) - [Vatican City]	0	
5026	Hungary - [Budapest]	0	
5027	Iceland - [Reykjavik]	0	
5028	Ireland - [Dublin]	0	
5029	Isle of Man - [Douglas]	0	
5030	Italy - [Rome]	0	
5031	Jan Mayen - [Longyearbyen]	0	
5032	Jersey - [Saint Helier]	0	
5033	Latvia - [Riga]	0	
5034	Liechtenstein - [Vaduz]	0	
5035	Lithuania - [Vilnius]	0	
5036	Luxembourg - [Luxembourg]	0	
5037	Macedonia - [Skopje]	0	
5038	Malta - [Valletta]	0	
5039	Moldova - [Chisinau]	0	
5040	Monaco - [Monaco]	0	
5041	Netherlands - [Amsterdam, (The Hague seat of government)]	0	
5042	Netherlands Antilles - [Willemstad]	0	
5043	Norway - [Oslo]	0	
5044	Poland - [Warsaw]	0	
5045	Portugal - [Lisbon]	0	
5046	Romania - [Bucharest]	0	
5047	Russia - [Moscow]	0	
5048	Samoa - [Apia]	0	
5049	San Marino - [San Marino]	0	
5050	Montenegro - [Podgorica]	0	
5051	Serbia - [Belgrade]	0	
5052	Slovakia - [Bratislava]	0	
5053	Slovenia - [Ljubljana]	0	
5054	Spain - [Madrid]	0	
5055	Sweden - [Stockholm]	0	
5056	Switzerland - [Bern]	0	
5057	Ukraine - [Kyiv]	0	
5058	United Kingdom - [London]	6	0.5%
6001	Anguilla - [The Valley]	0	
6002	Antigua and Barbuda - [Saint John's]	0	
6003	Bahamas - [Nassau]	0	
6004	Barbados - [Bridgetown]	0	
6005	Belize - [Belmopan]	0	
6006	Bermuda - [Hamilton]	0	
6007	Canada - [Ottawa]	0	
6008	Cayman Islands - [George Town]	0	

File : AHIES2022_Sec01234_q1q2q3_20230327

s1aq8: Name of Other Nationality Country

Value	Label	Cases	Percentage
6009	Costa Rica - [San Jose]	0	
6010	Cuba - [Havana]	0	
6011	Dominica - [Roseau]	0	
6012	Dominican Republic - [Santo Domingo]	0	
6013	El Salvador - [San Salvador]	0	
6014	Greenland - [Nuuk]	0	
6015	Grenada - [Saint George's]	0	
6016	Guadeloupe - [Basse-Terre]	0	
6017	Guatemala - [Guatemala City]	0	
6018	Haiti - [Port-au-Prince]	0	
6019	Honduras - [Tegucigalpa]	0	
6020	Jamaica - [Kingston]	0	
6021	Martinique - [Fort-de-France]	0	
6022	Mexico - [Mexico City]	0	
6023	Montserrat - [Plymouth?]	0	
6024	Nicaragua - [Managua]	0	
6025	Panama - [Panama City]	0	
6026	Puerto Rico - [San Juan]	0	
6027	Saint Kitts and Nevis - [Basseterre]	0	
6028	Saint Lucia - [Castries]	0	
6029	Saint Pierre and Miquelon - [Saint-Pierre]	0	
6030	Saint Vincent and the Grenadines - [Kingstown]	0	
6031	Trinidad and Tobago - [Port-of-Spain]	0	
6032	Turks and Caicos Islands - [Cockburn Town]	0	
6033	United States of America (USA) - [Washington, D.C.]	22	1.8%
7001	Argentina - [Buenos Aires]	0	
7002	Aruba - [Oranjestad]	0	
7003	Bolivia - [La Paz (administrative);]	0	
7004	Brazil - [Brasilia]	0	
7005	Chile - [Santiago]	0	
7006	Colombia - [Bogota]	0	
7007	Ecuador - [Quito]	0	
7008	Falkland Islands (Islas Malvinas) - [Stanley]	0	
7009	Guyana - [Georgetown]	0	
7010	Paraguay - [Asuncion]	0	
7011	Peru - [Lima]	0	
7012	Suriname - [Paramaribo]	0	
7013	Uruguay - [Montevideo]	0	
7014	Venezuela - [Caracas]	0	
8888	Statelessness	0	
Sysmiss		158468	

Warning: these figures indicate the number of cases found in the data file. They cannot be interpreted as summary statistics of the population of interest.

File : AHIES2022_Sec01234_q1q2q3_20230327

s1aq9a: Ethnicity (Major)

Information [Type= discrete] [Format=numeric] [Range= 1-9] [Missing=*]

Statistics [NW/ W] [Valid=158446 /-] [Invalid=1241 /-]

Value	Label	Cases	Percentage
1	Akan	57257	36.1%
2	Ga-Dangme	6761	4.3%
3	Ewe	19292	12.2%
4	Guan	6210	3.9%
5	Gurma	16271	10.3%
6	Mole-Dagbani	38058	24.0%
7	Grusi	5331	3.4%
8	Mande	2382	1.5%
9	All Other Tribes (Hausa, Baribari, Zabrama)	6884	4.3%
Sysmiss		1241	

Warning: these figures indicate the number of cases found in the data file. They cannot be interpreted as summary statistics of the population of interest.

s1aq9ao: Other Soecify Major

Information [Type= discrete] [Format=character] [Missing=*]

Statistics [NW/ W] [Valid=0 /-] [Invalid=0 /-]

s1aq9b: Detail Ethnicity

Information [Type= discrete] [Format=numeric] [Range= 101-904] [Missing=*]

Statistics [NW/ W] [Valid=158439 /-] [Invalid=1248 /-]

Value	Label	Cases	Percentage
101	Agona	729	0.5%
102	Ahafo	1321	0.8%
103	Ahanta	966	0.6%
104	Akuapem	3261	2.1%
105	Akwamu	125	0.1%
106	Akyem	3094	2.0%
107	Aowin	415	0.3%
108	Asante	15774	10.0%
109	Asen (Assin)	810	0.5%
110	Boron (Brong)	8018	5.1%
111	Chokosi (Anufor)	1664	1.1%
112	Denkyira / Twifo	446	0.3%
113	Evalue	15	0.0%
114	Fante (Gomoa, etc)	12007	7.6%
115	Kwahu	1413	0.9%
116	Nzema	1835	1.2%
117	Sefwi	3286	2.1%
118	Wasa	1814	1.1%
119	Bawle	0	
120	Other akans	265	0.2%
201	Ga	2435	1.5%
202	Dangme (Ada, Shai, Krobo, Osudoku, Ningo)	4325	2.7%

File : AHIES2022_Sec01234_q1q2q3_20230327

s1aq9b: Detail Ethnicity

Value	Label	Cases	Percentage
301	Ewedome (eg.Anfoega, Sovie, Alavanyo, Vakpo, Wusuta, Aveme ,	4190	2.6%
302	Anlo (Keta, Angloa, Akatsi, Tazevu, Agbozome)	7867	5.0%
303	Tongu (Mafi, Adidome, Bator, Agave, Tefle, Sokpoe)	5684	3.6%
304	Other Ewe	1551	1.0%
401	Nkomi, Wiase, Dwan	21	0.0%
402	Akpafu, Lolobi, Likpe, Bowiri, Buem, Santrokofi, Akposo	287	0.2%
403	Avatime, Nyongbo, Tafi, Logba	15	0.0%
404	Awutu, Efutu, Senya, Breku	277	0.2%
405	Cherepong, Larteh, Anum-Boso	483	0.3%
406	Gonja	3670	2.3%
407	Nkonya	61	0.0%
408	Yeji, Nchumuru, Krachi, Nawuri, Bassa Achode, Adele	1126	0.7%
409	Other Guans	270	0.2%
501	Bimoba	3794	2.4%
502	Kokomba	10524	6.6%
503	Basare (Bassari)	745	0.5%
504	Salfalba (Sabulaba)	24	0.0%
505	Kotokoli (Tem)	547	0.3%
506	Chamba (Kyamba)	110	0.1%
507	Challa	28	0.0%
508	Ntrubo	106	0.1%
509	Other Gurmas	393	0.2%
601	Dagomba	8973	5.7%
602	Kusasi	6019	3.8%
603	Mamprusi	4362	2.8%
604	Nanumba	264	0.2%
605	Builsa (Kangyaga Or Kanjaga)	1147	0.7%
606	Dagarte (Dagaba), Lobi,Birifor,Miiwoo, Wali (Wala)	13275	8.4%
607	Namnam (Nabdom)	66	0.0%
608	Farefari (frafra) [Nankansi, Talensi,Booni,Nabt & Gurene]	2963	1.9%
609	Mossi	620	0.4%
610	Other Mole-dagbani	369	0.2%
701	Grusi	1572	1.0%
702	Kasena	1319	0.8%
703	Mo	251	0.2%
704	Sisala	1426	0.9%
705	Vagala	30	0.0%
706	Nakana	34	0.0%
707	Templensi	561	0.4%
708	Other Grusi (E.g. Lela, Yangala, Miwo)	138	0.1%
801	Bissa (Busanga)	983	0.6%
802	Wangara (Bambara, Djula, Madingo & Dyula)	261	0.2%
803	Fulani (Fulbe, Pullo, etc.)	978	0.6%

File : AHIES2022_Sec01234_q1q2q3_20230327

s1a9b: Detail Ethnicity

Value	Label	Cases	Percentage
804	Jogor/Ligbi (Banda-Jogor)	27	0.0%
805	Bambala	0	
806	Banda-Nafana	61	0.0%
807	Songhai	41	0.0%
808	Other Mande	31	0.0%
901	Hausa	1754	1.1%
902	Baribari	40	0.0%
903	Zabrama	504	0.3%
904	Other (Specify)	4579	2.9%
Sysmiss		1248	

Warning: these figures indicate the number of cases found in the data file. They cannot be interpreted as summary statistics of the population of interest.

s1a9bo: Other Specify Detail

Information	[Type= discrete] [Format=character] [Missing=*]
Statistics [NW/ W]	[Valid=0 /-] [Invalid=0 /-]

s1bq1: Was (NAME) born in this village or town?

Information	[Type= discrete] [Format=numeric] [Range= 1-2] [Missing=*]
Statistics [NW/ W]	[Valid=159687 /-] [Invalid=0 /-]

Value	Label	Cases	Percentage
1	Yes	114642	71.8%
2	No	45045	28.2%

Warning: these figures indicate the number of cases found in the data file. They cannot be interpreted as summary statistics of the population of interest.

s1bq2a: Born in another region

Information	[Type= discrete] [Format=numeric] [Range= 1-17] [Missing=*]
Statistics [NW/ W]	[Valid=45045 /-] [Invalid=114642 /-]

Value	Label	Cases	Percentage
1	Western	2092	4.6%
2	Central.	3610	8.0%
3	Greater Accra	4130	9.2%
4	Volta	3376	7.5%
5	Eastern	4580	10.2%
6	Ashanti.	6449	14.3%
7	Western North	1411	3.1%
8	Ahafo	843	1.9%
9	Bono	1846	4.1%
10	Bono East	2112	4.7%
11	Oti	1639	3.6%
12	Northern.	3266	7.3%
13	Savannah	1551	3.4%
14	North East	1514	3.4%
15	Upper East	2298	5.1%
16	Upper West	2669	5.9%

File : AHIES2022_Sec01234_q1q2q3_20230327

s1bq2a: Born in another region

Value	Label	Cases	Percentage
17	Outside Ghana (specify country)	1659	3.7%
Sysmiss		114642	

Warning: these figures indicate the number of cases found in the data file. They cannot be interpreted as summary statistics of the population of interest.

s1bq2o: Other specify

Information	[Type= discrete] [Format=character] [Missing=*]
Statistics [NW/ W]	[Valid=0 /-] [Invalid=0 /-]

s1bq2b: In what District was name born

Information	[Type= discrete] [Format=numeric] [Range= 101-8888] [Missing=*]
Statistics [NW/ W]	[Valid=45063 /-] [Invalid=114624 /-]

Value	Label	Cases	Percentage
101	JOMORO MUNICIPAL (HALF-ASSINI)	152	0.3%
102	ELLEMBELLE (NKROFUL)	99	0.2%
103	NZEMA EAST MUNICIPAL (AXIM)	166	0.4%
104	AHANTA WEST MUNICIPAL (AGONA NKWANTA)	210	0.5%
105	EFFIA KWESIMINTSIM MUNICIPAL (KWESIMINTSIM)	117	0.3%
106	SEKONDI TAKORADI METRO ASSEMBLY (STMA)	406	0.9%
107	SHAMA (SHAMA)	81	0.2%
108	WASSA EAST (DABOASE)	101	0.2%
109	MPOHOR (MPOHOR)	29	0.1%
110	TARKWA-NSUAEM MUNICIPAL (TARKWA)	208	0.5%
111	PRESTEA/HUNI VALLEY MUNICIPAL (BOGOSO)	191	0.4%
112	WASSA AMENFI EAST MUNICIPAL (WASSA AKROPONG)	102	0.2%
113	WASSA AMENFI CENTRAL (MANSO AMENFI)	68	0.2%
114	WASSA AMENFI WEST MUNICIPAL (ASANKRAGUA)	162	0.4%
201	KOMENDA EDINA EGUAFO ABIREM MUNICIPAL (ELMINA)	238	0.5%
202	CAPE COAST METRO	354	0.8%
203	ABURA ASEBU KWAMANKESE (ABURA-DUNKWA)	134	0.3%
204	MFANTSIMAN MUNICIPAL (SALTPOUND)	193	0.4%
205	EKUMFI (ESSAKYIR)	122	0.3%
206	GOMOA WEST (APAM)	260	0.6%
207	EFUTU MUNICIPAL (WINNEBA)	189	0.4%
208	GOMOA CENTRAL (AFRANSI)	112	0.2%
209	GOMOA EAST (POTSIN)	79	0.2%
210	AWUTU SENYA EAST MUNICIPAL (ODUPONG OFAAKOR)	159	0.4%
211	AWUTU SENYA (AWUTU BERAKU)	231	0.5%
212	AGONA EAST (AGONA NSABA)	133	0.3%
213	AGONA WEST MUNICIPAL (AGONA SWEDRU)	466	1.0%
214	ASIKUMA ODOBEN BRAKWA (BREMEN ASIKUMA)	164	0.4%
215	AJUMAKO ENYAN ESSIAM (AJUMAKO)	163	0.4%
216	ASSIN SOUTH (NSUAEM KYEKYEWERE)	67	0.1%
217	TWIFO HEMAN LOWER DENKYIRA (HEMANG)	45	0.1%
218	TWIFO ATI MORKWA (TWIFO PRASO)	123	0.3%

File : AHIES2022_Sec01234_q1q2q3_20230327

s1bq2b: In what District was name born

Value	Label	Cases	Percentage
219	ASSIN FOSU MUNICIPAL (ASSIN FOSU)	222	0.5%
220	ASSIN NORTH (ASSIN BREKU)	43	0.1%
221	UPPER DENKYIRA EAST MUNICIPAL (DUNKWA-ON-OFFIN)	108	0.2%
222	UPPER DENKYIRA WEST (DIASO)	6	0.0%
301	GA SOUTH MUNICIPAL (NGLESHIE AMANFRO)	179	0.4%
302	WEIJA GBawe MUNICIPAL (WEIJA)	121	0.3%
303	GA CENTRAL MUNICIPAL (SOWUTUOM)	125	0.3%
304	ABLEKUMA NORTH MUNICIPAL (DARKUMAN)	276	0.6%
305	ABLEKUMA WEST MUNICIPAL (DANSOMAN)	242	0.5%
306	ABLEKUMA CENTRAL MUNICIPAL (LARTEBIOKORSHIE)	198	0.4%
307	ACCRA METROPOLITAN ASSEMBLY (AMA)	511	1.1%
308	KORLE KLOTTEY MUNICIPAL (ADABRAKA)	144	0.3%
309	AYAWASO CENTRAL MUNICIPAL (KOKOMLEMLE)	80	0.2%
310	AYAWASO EAST MUNICIPAL (NIMA)	188	0.4%
311	AYAWASO NORTH MUNICIPAL (ACCRA NEWTOWN)	138	0.3%
312	LA DADE-KOTOPON MUNICIPAL (LA)	185	0.4%
313	LEDZOKUKU MUNICIPAL (TESHIE)	111	0.2%
314	KROWOR MUNICIPAL (NUNGUA)	54	0.1%
315	ADENTAN MUNICIPAL (ADENTAN)	73	0.2%
316	AYAWASO WEST MUNICIPAL (DZORWULU)	75	0.2%
317	OKAIKOI NORTH MUNICIPAL (TESANO)	45	0.1%
318	GA NORTH MUNICIPAL (OFANKOR)	27	0.1%
319	GA WEST MUNICIPAL (AMASAMAN)	137	0.3%
320	GA EAST MUNICIPAL (ABOKOBI)	83	0.2%
321	LA NKWANTANANG-MADINA MUNICIPAL (MADINA)	144	0.3%
322	KPONE KATAMANSO MUNICIPAL (KPONE)	50	0.1%
323	ASHAIMAN MUNICIPAL (ASHAIMAN)	145	0.3%
324	TEMA WEST MUNICIPAL (TEMA COMM. 18)	56	0.1%
325	Tema Municipal Assembly (TMA)	217	0.5%
326	NINGO-PRAMPAM (PRAMPAM)	129	0.3%
327	SHAI-OSUDOKU (DODOWA)	111	0.2%
328	ADA WEST (SEGE)	131	0.3%
329	ADA EAST (ADA-FOAH)	156	0.3%
401	SOUTH TONGU (SOGAKOPE)	307	0.7%
402	ANLOGA (ANLOGA)	186	0.4%
403	KETA MUNICIPAL (KETA)	218	0.5%
404	KETU SOUTH MUNICIPAL (DENU)	211	0.5%
405	KETU NORTH MUNICIPAL (DZODZE)	165	0.4%
406	AKATSI NORTH (AVE DAKPA)	71	0.2%
407	AKATSI SOUTH (AKATSI)	421	0.9%
408	CENTRAL TONGU (ADIDOME)	271	0.6%
409	NORTH TONGU (BATTOR DUGAME)	348	0.8%
410	HO WEST (DZOLOKPUITA)	139	0.3%

File : AHIES2022_Sec01234_q1q2q3_20230327

s1bq2b: In what District was name born

Value	Label	Cases	Percentage
411	ADAKLU (ADAKLU WAYA)	69	0.2%
412	AGORTIME-ZIOPE (AGORTIME-KPETOE)	83	0.2%
413	HO MUNICIPAL (HO)	292	0.6%
414	SOUTH DAYI (KPEVE)	109	0.2%
415	AFADZATO SOUTH (VE GOLOKWATI)	51	0.1%
416	NORTH DAYI (AMFOEGA)	78	0.2%
417	KPANDO MUNICIPAL (KPANDO)	209	0.5%
418	HOHOE MUNICIPAL (HOHOE)	155	0.3%
501	BIRIM SOUTH (AKIM SWEDRU)	93	0.2%
502	BIRIM CENTRAL MUNICIPAL (AKIM ODA)	344	0.8%
503	ACHIASE (ACHIASE)	96	0.2%
504	ASENE MANSO AKROSO (MANSO)	122	0.3%
505	WEST AKIM MUNICIPAL (ASAMANKESE)	297	0.7%
506	UPPER WEST AKIM (ADEISO)	148	0.3%
507	AYENSUANO (COALTAR)	51	0.1%
508	NSAWAM ADOAGYIRI MUNICIPAL (NSAWAM)	243	0.5%
509	AKWAPIM SOUTH (ABURI)	119	0.3%
510	AKWAPIM NORTH MUNICIPAL (AKROPONG AKWAPIM)	190	0.4%
511	OKERE (ADUKROM)	58	0.1%
512	NEW JUABEN SOUTH MUNICIPAL (KOFORIDUA)	324	0.7%
513	NEW JUABEN NORTH MUNICIPAL (EFFIDUASE)	18	0.0%
514	SUHUM MUNICIPAL (SUHUM)	180	0.4%
515	ABUAKWA NORTH MUNICIPAL (KUKURANTUMI)	79	0.2%
516	ABUAKWA SOUTH MUNICIPAL (KIBI)	130	0.3%
517	DENKYEMBUOR (AKWATIA)	86	0.2%
518	AKYEMANSA (OFOASE)	81	0.2%
519	KWAEBIBIREM MUNICIPAL (KADE)	151	0.3%
520	BIRIM NORTH (NEW ABIREM)	55	0.1%
521	ATIWA WEST (KWABENG)	27	0.1%
522	ATIWA EAST (ANYINAM)	51	0.1%
523	FANTEAKWA SOUTH (OSINO)	42	0.1%
524	YILO KROBO MUNICIPAL(SOMANYA)	263	0.6%
525	LOWER MANYA KROBO MUNICIPAL (ODUMASI-KROBO)	202	0.4%
526	ASUOGYAMAN (ATIMPOKU)	163	0.4%
527	UPPER MANYA KROBO (ASESEWA)	130	0.3%
528	FANTEAKWA NORTH (BEGORO)	108	0.2%
529	KWAHU SOUTH (MPRAESO)	162	0.4%
530	KWAHU WEST MUNICIPAL (NKAWKAW)	238	0.5%
531	KWAHU EAST (ABETIFI)	108	0.2%
532	KWAHU AFRAM PLAINS SOUTH (TEASE)	94	0.2%
533	KWAHU AFRAM PLAINS NORTH (DONKORKROM)	128	0.3%
601	AMANSIE SOUTH (MANSO ADUBIA)	147	0.3%
602	AMANSIE CENTRAL (JACOBU)	56	0.1%

File : AHIES2022_Sec01234_q1q2q3_20230327

s1bq2b: In what District was name born

Value	Label	Cases	Percentage
603	AKROFUOM (AKROFUOM)	105	0.2%
604	ADANSI SOUTH (NEW EDUBIASE)	158	0.4%
605	ADANSI ASOKWA (ADANSI ASOKWA)	78	0.2%
606	OBUASI EAST (TUTUKA)	98	0.2%
607	OBUASI MUNICIPAL (OBUASI)	379	0.8%
608	ADANSI NORTH (FOMENA)	46	0.1%
609	BEKWAI MUNICIPAL (BEKWAI)	415	0.9%
610	AMANSIE WEST (MANSO NKWANTA)	137	0.3%
611	ATWIMA KWANWOMA (FOASE)	136	0.3%
612	BOSOMTWI (KUNTANASE)	125	0.3%
613	BOSOME FREHO (ASIWA)	14	0.0%
614	ASANTE AKIM CENTRAL MUNICIPAL (KONONGO-ODUMASE)	204	0.5%
615	ASANTE AKIM SOUTH MUNICIPAL (JUASO)	106	0.2%
616	ASANTE AKIM NORTH (AGOGO)	75	0.2%
617	SEKYERE KUMAWU (KUMAWU)	112	0.2%
618	SEKYERE EAST (EFFIDUASE)	170	0.4%
619	JUABEN MUNICIPAL (JUABEN)	79	0.2%
620	EJISU MUNICIPAL (EJISU)	225	0.5%
621	OFORIKROM MUNICIPAL	162	0.4%
622	ASOKWA MUNICIPAL (ASOKWA)	91	0.2%
623	KUMASI METROPOLITAN ASSEMBLY (KMA)	949	2.1%
624	KWADASO MUNICIPAL (KWADASO)	120	0.3%
625	SUAME MUNICIPAL (SUAME)	163	0.4%
626	OLD TAFO MUNICIPAL (OLD TAFO)	180	0.4%
627	ASOKORE MAMPONG MUNICIPAL (ASOKORE)	243	0.5%
628	KWABRE EAST MUNICIPAL (MAMPONTENG)	126	0.3%
629	AFIGYA KWABRE SOUTH (KODIE)	57	0.1%
630	ATWIMA NWABIAGYA NORTH (BAREKESE)	120	0.3%
631	ATWIMA NWABIAGYA MUNICIPAL (NKAWIE KUMA)	122	0.3%
632	ATWIMA MPONUA (NYINAHIN)	64	0.1%
633	AHAFO ANO SOUTH WEST (MANKRANSO)	47	0.1%
634	AHAFO ANO NORTH MUNICIPAL (TEPA)	131	0.3%
635	AHAFO ANO SOUTH EAST (ADUGYAMA)	42	0.1%
636	OFFINSO NORTH (AKOMADAN)	92	0.2%
637	OFFINSO MUNICIPAL (OFFINSO)	205	0.5%
638	AFIGYA KWABRE NORTH (BOAMANG)	61	0.1%
639	SEKYERE SOUTH (AGONA)	95	0.2%
640	MAMPONG MUNICIPAL (MAMPONG)	206	0.5%
641	EJURA SEKYEDUMASE MUNICIPAL (EJURA)	160	0.4%
642	SEKYERE CENTRAL (NSUTA)	96	0.2%
643	SEKYERE AFRAM PLAINS (DROBONSO)	53	0.1%
701	AOWIN MUNICIPAL (ENCHI)	176	0.4%
702	SEFWI AKONTOMBRA (AKONTOMBRA)	193	0.4%

File : AHIES2022_Sec01234_q1q2q3_20230327

s1bq2b: In what District was name born

Value	Label	Cases	Percentage
703	SUAMAN (DADIESO)	53	0.1%
704	BODI (BODIE)	115	0.3%
705	SEFWI WIAWSO MUNICIPAL (WIAWSO)	367	0.8%
706	BIBIANI ANHWIASO BEKWAI MUNICIPAL (BIBIANI)	193	0.4%
707	JUABOSO (JUABOSO)	102	0.2%
708	BIA WEST (ESSAM-DEBISO)	143	0.3%
709	BIA EAST (ADABOKROM)	69	0.2%
801	ASUNAFO SOUTH (KUKUOM)	169	0.4%
802	ASUNAFO NORTH MUNICIPAL (GOASO)	241	0.5%
803	ASUTIFI SOUTH (HWIDIEM)	84	0.2%
804	ASUTIFI NORTH (KENYASI)	110	0.2%
805	TANO NORTH MUNICIPAL (DUAYAW NKWANTA)	117	0.3%
806	TANO SOUTH MUNICIPAL (BECHEM)	122	0.3%
901	DORMAA WEST (NKARAN NKWANTA)	85	0.2%
902	DORMAA MUNICIPAL (DORMAA AHENKRO)	211	0.5%
903	DORMAA EAST (WAMFIE)	93	0.2%
904	SUNYANI MUNICIPAL (SUNYANI)	240	0.5%
905	SUNYANI WEST (ODUMASI)	104	0.2%
906	BEREKUM EAST MUNICIPAL (BEREKUM)	237	0.5%
907	BEREKUM WEST (JINIJINI)	91	0.2%
908	JAMAN SOUTH MUNICIPAL (DROBO)	191	0.4%
909	JAMAN NORTH (SAMPA)	168	0.4%
910	TAIN (NSAWKAW)	146	0.3%
911	WENCHI MUNICIPAL (WENCHI)	239	0.5%
912	BANDA (BANDA AHENKRO)	43	0.1%
1001	NKORANZA SOUTH MUNICIPAL (NKORANZA)	293	0.7%
1002	TECHIMAN MUNICIPAL (TECHIMAN)	463	1.0%
1003	NKORANZA NORTH (BUSUNYA)	90	0.2%
1004	TECHIMAN NORTH (TUOBODOM)	63	0.1%
1005	ATEBUBU AMANTIN MUNICIPAL (ATEBUBU)	260	0.6%
1006	SENE WEST (KWAME DANSO)	52	0.1%
1007	SENE EAST (KAJAJI)	70	0.2%
1008	PRU WEST (PRANG)	106	0.2%
1009	PRU EAST (YEJI)	259	0.6%
1010	KINTAMPO SOUTH (JEMA)	138	0.3%
1011	KINTAMPO NORTH MUNICIPAL (KINTAMPO)	320	0.7%
1101	BIAKOYE (NKONYA-AHENKRO)	144	0.3%
1102	JASIKAN (JASIKAN)	129	0.3%
1103	KADJEBI (KADJEBI)	163	0.4%
1104	KRACHI EAST MUNICIPAL (DAMBAI)	230	0.5%
1105	KRACHI WEST (KETE-KRACHI)	253	0.6%
1106	KRACHI NCHUMURU (CHINDERI)	195	0.4%
1107	NKWANTA SOUTH MUNICIPAL (NKWANTA)	265	0.6%

File : AHIES2022_Sec01234_q1q2q3_20230327

s1bq2b: In what District was name born

Value	Label	Cases	Percentage
1108	NKWANTA NORTH (KPASSA)	244	0.5%
1109	GUAN (LIKPE MATE)	17	0.0%
1201	KPANDAI (KPANDAI)	289	0.6%
1202	NANUMBA SOUTH (WULENSI)	217	0.5%
1203	NANUMBA NORTH MUNICIPAL (BIMBILLA)	308	0.7%
1204	ZABZUGU (ZABZUGU)	133	0.3%
1205	TATALE SANGULI (TATALE)	178	0.4%
1206	SABOBA (SABOBA)	338	0.8%
1207	YENDI MUNICIPAL (YENDI)	430	1.0%
1208	MION (SANG)	87	0.2%
1209	NANTON (NANTON)	90	0.2%
1210	TAMALE METROPOLITAN ASSEMBLY	536	1.2%
1211	SAGNARIGU MUNICIPAL (SAGNARIGU)	58	0.1%
1212	TOLON (TOLON)	137	0.3%
1213	KUMBUNGU (KUMBUNGU)	172	0.4%
1214	SAVELUGU MUNICIPAL (SAVELUGU)	91	0.2%
1215	KARAGA (KARAGA)	63	0.1%
1216	GUSHIEGU MUNICIPAL (GUSHIEGU)	140	0.3%
1301	BOLE (BOLE)	133	0.3%
1302	SAWLA TUNA KALBA (SAWLA)	332	0.7%
1303	NORTH GONJA (DABOYA)	79	0.2%
1304	WEST GONJA MUNICIPAL (DAMONGO)	198	0.4%
1305	CENTRAL GONJA (BUIPE)	388	0.9%
1306	EAST GONJA MUNICIPAL (SALAGA)	316	0.7%
1307	NORTH EAST GONJA (KPALBE)	105	0.2%
1401	MAMPRUGU MOAGDURI (YAGABA)	70	0.2%
1402	WEST MAMPRUSI MUNICIPAL (WALEWALE)	321	0.7%
1403	EAST MAMPRUSI MUNICIPAL (GAMBAGA)	352	0.8%
1404	BUNKPURUGU NAKPANDURI (BUNKPURUGU)	253	0.6%
1405	YUNYOO-NASUAN (YUNYOO)	316	0.7%
1406	CHEREPONI (CHEREPONI)	202	0.4%
1501	BUILSA SOUTH (FUMBISI)	18	0.0%
1502	BUILSA NORTH MUNICIPAL (SANDEMA)	54	0.1%
1503	KASENA NANKANA MUNICIPAL (NAVRONGO)	192	0.4%
1504	KASENA NANKANA WEST (PAGA)	45	0.1%
1505	BOLGATANGA MUNICIPAL (BOLGATANGA)	307	0.7%
1506	TALENSI (TONGO)	115	0.3%
1507	BOLGATANGA EAST (ZUARUNGU)	46	0.1%
1508	BONGO (BONGO)	151	0.3%
1509	NABDAM (NANGODI)	45	0.1%
1510	BAWKU WEST (ZEBILLA)	227	0.5%
1511	BINDURI (BINDURI)	27	0.1%
1512	BAWKU MUNICIPAL (BAWKU)	553	1.2%

File : AHIES2022_Sec01234_q1q2q3_20230327

s1bq2b: In what District was name born

Value	Label	Cases	Percentage
1513	GARU (GARU)	310	0.7%
1514	TEMPANE (TEMPANE)	130	0.3%
1515	PUSIGA (PUSIGA)	78	0.2%
1601	WA WEST (WECHIAU)	303	0.7%
1602	WA EAST (FUNSI)	93	0.2%
1603	WA MUNICIPAL (WA)	707	1.6%
1604	NADOWLI-KALEO (NADOWLI)	275	0.6%
1605	DAFFIAMA BUSSIE ISSA (ISSA)	102	0.2%
1606	SISSALA EAST MUNICIPAL (TUMU)	106	0.2%
1607	SISSALA WEST (GWOLLU)	88	0.2%
1608	JIRAPA MUNICIPAL (JIRAPA)	416	0.9%
1609	LAWRA MUNICIPAL (LAWRA)	201	0.4%
1610	LAMBUSSIE KARNI (LAMBUSSIE)	68	0.2%
1611	NANDOM MUNICIPAL (NANDOM)	311	0.7%
2001	Cote D'Ivoire - [Yamoussoukro]	271	0.6%
2002	Togo - [Lome]	624	1.4%
2003	Burkina Faso - [Ouagadougou]	238	0.5%
2004	Benin - [Porto-Novo]	43	0.1%
2005	Guinea - [Conakry]	3	0.0%
2006	Nigeria - [Abuja]	200	0.4%
2007	Mali - [Bamako]	13	0.0%
2008	Cameroon - [Yaounde]	9	0.0%
2009	Guinea-Bissau - [Bissau]	0	
2010	The Gambia - [Banjul]	0	
2011	Liberia - [Monrovia]	53	0.1%
2012	Niger - [Niamey]	146	0.3%
2013	Senegal - [Dakar]	0	
2014	Sierra Leone - [Freetown]	0	
2015	Mauritania - [Nouakchott]	0	
2016	Algeria - [Algiers]	3	0.0%
2017	Angola - [Luanda]	0	
2018	Botswana - [Gaborone]	0	
2019	Burundi - [Bujumbura]	0	
2021	Central African Republic - [Bangui]	0	
2022	Chad - [N'Djamena]	0	
2023	Comoros - [Moroni]	0	
2024	Congo Republic - [Brazzaville]	0	
2025	Democratic Republic of Congo - [Kinshasa]	0	
2026	Djibouti - [Djibouti]	0	
2027	Egypt - [Cairo]	0	
2028	Equatorial Guinea - [Malabo]	0	
2029	Eritrea - [Asmara]	0	
2030	Ethiopia - [Addis Ababa]	0	

File : AHIES2022_Sec01234_q1q2q3_20230327

s1bq2b: In what District was name born

Value	Label	Cases	Percentage
2031	Gabon - [Libreville]	6	0.0%
2032	Kenya - [Nairobi]	3	0.0%
2033	Lesotho - [Maseru]	0	
2034	Libya - [Tripoli]	0	
2035	Madagascar - [Antananarivo]	0	
2036	Malawi - [Lilongwe]	0	
2037	Mauritius - [Port Louis]	0	
2038	Mayotte - [Mamoudzou]	0	
2039	Morocco - [Rabat]	0	
2040	Mozambique - [Maputo]	0	
2041	Namibia - [Windhoek]	0	
2042	Reunion - [Saint-Denis]	0	
2043	Rwanda - [Kigali]	0	
2044	Saint Helena - [Jamestown]	0	
2045	Sao Tome and Principe - [Sao Tome]	0	
2046	Seychelles - [Victoria]	0	
2047	Somalia - [Mogadishu]	0	
2048	South Africa - [Pretoria, Cape Town, Bloemfein]	3	0.0%
2049	Sudan - [Khartoum]	0	
2050	South Sudan - [Juba]	0	
2051	Swaziland - [Mbabane]	0	
2052	Tanzania - [Da res Salam, Dodoma]	0	
2053	Tunisia - [Tunis]	0	
2054	Uganda - [Kampala]	0	
2055	Western Sahara - [?El Aaiún?]	0	
2056	Zambia - [Lusaka]	0	
2057	Zimbabwe - [Harare]	3	0.0%
3001	Afghanistan - [Kabul]	0	
3002	Armenia - [Yerevan]	0	
3003	Azerbaijan - [Baku]	0	
3004	Bahrain - [Manama]	0	
3005	Bangladesh - [Dhaka]	0	
3006	Bhutan - [Thimphu]	0	
3007	Brunei - [Bandar Seri Begawan]	0	
3008	Burma - [Naypyidaw]	0	
3009	Cambodia - [Phnom Penh]	0	
3010	China - [Beijing]	0	
3011	Christmas Island - [Flying Fish Cove]	0	
3012	Cocos (Keeling) Islands - [West Island, Cocos (Keeling) Isl]	0	
3013	Gaza Strip - [Gaza City]	0	
3014	Georgia - [Tbilisi]	0	
3015	Hong Kong - [Victoria City]	0	
3016	India - [New Delhi]	0	

File : AHIES2022_Sec01234_q1q2q3_20230327

s1bq2b: In what District was name born

Value	Label	Cases	Percentage
3017	Indonesia - [Jakarta]	0	
3018	Iran - [Tehran]	0	
3019	Iraq - [Baghdad]	0	
3020	Israel - [Jerusalem]	0	
3021	Japan - [Tokyo]	0	
3022	Jordan - [Amman]	0	
3023	Kazakhstan - [Astana]	0	
3024	Korea, North - [Pyongyang]	0	
3025	Korea, South - [Seoul]	1	0.0%
3026	Kuwait - [Kuwait City]	0	
3027	Kyrgyzstan - [Bishkek]	0	
3028	Laos - [Vientiane]	0	
3029	Lebanon - [Beirut]	3	0.0%
3030	Macau - [Macau (Macao)]	0	
3031	Malaysia - [Kuala Lumpur]	0	
3032	Maldives - [Male]	0	
3033	Mongolia - [Ulaanbaatar]	0	
3034	Nepal - [Kathmandu]	0	
3035	Oman - [Muscat]	0	
3036	Pakistan - [Islamabad]	0	
3037	Paracel Islands - [Woody Island]	0	
3038	Philippines - [Manila]	0	
3039	Qatar - [Doha]	0	
3040	Saudi Arabia - [Riyadh]	0	
3041	Singapore - [Singapore]	0	
3042	South Georgia and the South Sandwich Islands - [King Edward]	0	
3043	Sri Lanka - [Colombo, Sri Jayewardenepura]	0	
3044	Syria - [Damascus]	0	
3045	Taiwan - [Taipei]	0	
3046	Tajikistan - [Dushanbe]	0	
3047	Thailand - [Bangkok]	0	
3048	Timor-Leste - [Dili]	0	
3049	Turkey - [Ankara]	0	
3050	Turkmenistan - [Ashgabat]	0	
3051	United Arab Emirates - [Abu Dhabi]	0	
3052	Uzbekistan - [Tashkent]	0	
3053	Vietnam - [Hanoi]	0	
3054	West Bank - [East Jerusalem]	0	
3055	Yemen - [Sanaa]	0	
4001	American Samoa - [Pago Pago]	0	
4002	Australia - [Canberra]	0	
4003	Cook Islands - [Avarua]	0	
4004	Coral Sea Islands - [Cato Island]	0	

File : AHIES2022_Sec01234_q1q2q3_20230327

s1bq2b: In what District was name born

Value	Label	Cases	Percentage
4005	Fiji - [Suva]	0	
4006	Guam - [Hagåtña]	0	
4007	Kiribati - [Tarawa Atoll]	0	
4008	Marshall Islands - [Majuro]	0	
4009	Micronesia, Federated States of - [Palikir]	0	
4010	Nauru - [government offices in Yaren District]	0	
4011	New Caledonia - [Nouméa]	0	
4012	New Zealand - [Wellington]	0	
4013	Niue - [Alofi]	0	
4014	Norfolk Island - [Kingston]	0	
4015	Northern Mariana Islands - [Capitol Hill, Saipan]	0	
4016	Palau - [Melekeok]	0	
4017	Papua New Guinea - [Port Moresby]	0	
4018	Pitcairn Islands - [Adamstown]	0	
4019	Solomon Islands - [Honiara]	0	
4020	Tokelau - [Atafu]	0	
4021	Tonga - [Nuku'alofa]	0	
4022	Tuvalu - [Vaiaku village, Funafuti province]	0	
4023	Vanuatu - [Port-Vila]	0	
4024	Wallis and Futuna - [Mata Utu]	0	
5001	Akrotiri - [Episkopi Cantonment]	0	
5002	Albania - [Tirana]	0	
5003	Andorra - [Andorra la Vella]	0	
5004	Austria - [Vienna]	0	
5005	Belarus - [Minsk]	0	
5006	Belgium - [Brussels]	0	
5007	Bosnia and Herzegovina - [Sarajevo]	0	
5008	British Indian Ocean Territory - [Camp Justice]	0	
5009	British Virgin Islands - [Road Town]	0	
5010	Bulgaria - [Sofia]	0	
5011	Croatia - [Zagreb]	0	
5012	Cyprus - [Nicosia]	0	
5013	Czech Republic - [Prague]	0	
5014	Denmark - [Copenhagen]	0	
5015	Dhekelia - [?Episkopi]	0	
5016	Estonia - [Tallinn]	0	
5017	Faroe Islands - [Tórshavn]	0	
5018	Finland - [Helsinki]	0	
5019	France - [Paris]	0	
5020	French Guiana - [Cayenne]	0	
5021	French Polynesia - [Papeete]	0	
5022	Germany - [Berlin]	6	0.0%
5023	Greece - [Athens]	0	

File : AHIES2022_Sec01234_q1q2q3_20230327

s1bq2b: In what District was name born

Value	Label	Cases	Percentage
5024	Guernsey - [Saint Peter Port]	0	
5025	Holy See (Vatican City) - [Vatican City]	0	
5026	Hungary - [Budapest]	0	
5027	Iceland - [Reykjavik]	0	
5028	Ireland - [Dublin]	0	
5029	Isle of Man - [Douglas]	0	
5030	Italy - [Rome]	6	0.0%
5031	Jan Mayen - [Longyearbyen]	0	
5032	Jersey - [Saint Helier]	0	
5033	Latvia - [Riga]	0	
5034	Liechtenstein - [Vaduz]	0	
5035	Lithuania - [Vilnius]	0	
5036	Luxembourg - [Luxembourg]	0	
5037	Macedonia - [Skopje]	0	
5038	Malta - [Valletta]	0	
5039	Moldova - [Chisinau]	0	
5040	Monaco - [Monaco]	0	
5041	Netherlands - [Amsterdam, (The Hague seat of government)]	0	
5042	Netherlands Antilles - [Willemstad]	0	
5043	Norway - [Oslo]	0	
5044	Poland - [Warsaw]	0	
5045	Portugal - [Lisbon]	0	
5046	Romania - [Bucharest]	0	
5047	Russia - [Moscow]	0	
5048	Samoa - [Apia]	0	
5049	San Marino - [San Marino]	0	
5050	Montenegro - [Podgorica]	0	
5051	Serbia - [Belgrade]	0	
5052	Slovakia - [Bratislava]	0	
5053	Slovenia - [Ljubljana]	0	
5054	Spain - [Madrid]	0	
5055	Sweden - [Stockholm]	0	
5056	Switzerland - [Bern]	0	
5057	Ukraine - [Kyiv]	0	
5058	United Kingdom - [London]	9	0.0%
6001	Anguilla - [The Valley]	0	
6002	Antigua and Barbuda - [Saint John's]	0	
6003	Bahamas - [Nassau]	0	
6004	Barbados - [Bridgetown]	0	
6005	Belize - [Belmopan]	0	
6006	Bermuda - [Hamilton]	0	
6007	Canada - [Ottawa]	0	
6008	Cayman Islands - [George Town]	0	

File : AHIES2022_Sec01234_q1q2q3_20230327

s1bq2b: In what District was name born

Value	Label	Cases	Percentage
6009	Costa Rica - [San Jose]	0	
6010	Cuba - [Havana]	0	
6011	Dominica - [Roseau]	0	
6012	Dominican Republic - [Santo Domingo]	0	
6013	El Salvador - [San Salvador]	0	
6014	Greenland - [Nuuk]	0	
6015	Grenada - [Saint George's]	0	
6016	Guadeloupe - [Basse-Terre]	0	
6017	Guatemala - [Guatemala City]	0	
6018	Haiti - [Port-au-Prince]	0	
6019	Honduras - [Tegucigalpa]	0	
6020	Jamaica - [Kingston]	0	
6021	Martinique - [Fort-de-France]	0	
6022	Mexico - [Mexico City]	0	
6023	Montserrat - [Plymouth?]	0	
6024	Nicaragua - [Managua]	0	
6025	Panama - [Panama City]	0	
6026	Puerto Rico - [San Juan]	0	
6027	Saint Kitts and Nevis - [Basseterre]	0	
6028	Saint Lucia - [Castries]	0	
6029	Saint Pierre and Miquelon - [Saint-Pierre]	0	
6030	Saint Vincent and the Grenadines - [Kingstown]	0	
6031	Trinidad and Tobago - [Port-of-Spain]	0	
6032	Turks and Caicos Islands - [Cockburn Town]	0	
6033	United States of America (USA) - [Washington, D.C.]	16	0.0%
7001	Argentina - [Buenos Aires]	0	
7002	Aruba - [Oranjestad]	0	
7003	Bolivia - [La Paz (administrative);]	0	
7004	Brazil - [Brasilia]	0	
7005	Chile - [Santiago]	0	
7006	Colombia - [Bogota]	0	
7007	Ecuador - [Quito]	0	
7008	Falkland Islands (Islas Malvinas) - [Stanley]	0	
7009	Guyana - [Georgetown]	0	
7010	Paraguay - [Asuncion]	0	
7011	Peru - [Lima]	0	
7012	Suriname - [Paramaribo]	0	
7013	Uruguay - [Montevideo]	0	
7014	Venezuela - [Caracas]	0	
8888	Statelessness	0	
Sysmiss		114624	

Warning: these figures indicate the number of cases found in the data file. They cannot be interpreted as summary statistics of the population of interest.

File : AHIES2022_Sec01234_q1q2q3_20230327

s1bq3: Has (NAME) been living in this town/village since birth?

Information [Type= discrete] [Format=numeric] [Range= 1-2] [Missing=*]

Statistics [NW/ W] [Valid=114897 /-] [Invalid=44790 /-]

Value	Label	Cases	Percentage
1	Yes	110525	96.2%
2	No	4372	3.8%
Sysmiss		44790	

Warning: these figures indicate the number of cases found in the data file. They cannot be interpreted as summary statistics of the population of interest.

s1bq4: How long has (NAME) been living continuously in this town/village?

Information [Type= continuous] [Format=numeric] [Range= 0-95] [Missing=*]

Statistics [NW/ W] [Valid=49100 /-] [Invalid=110587 /-] [Mean=13.069 /-] [StdDev=12.969 /-]

s1bq5a: Where was (NAME) living before moving here?

Information [Type= discrete] [Format=numeric] [Range= 1-17] [Missing=*]

Statistics [NW/ W] [Valid=49100 /-] [Invalid=110587 /-]

Value	Label	Cases	Percentage
1	Western	2540	5.2%
2	Central.	3742	7.6%
3	Greater Accra	7047	14.4%
4	Volta	2917	5.9%
5	Eastern	4238	8.6%
6	Ashanti.	7419	15.1%
7	Western North	1870	3.8%
8	Ahafo	1098	2.2%
9	Bono	2076	4.2%
10	Bono East	2558	5.2%
11	Oti	1613	3.3%
12	Northern.	3093	6.3%
13	Savannah	1756	3.6%
14	North East	1353	2.8%
15	Upper East	1900	3.9%
16	Upper West	2170	4.4%
17	Outside Ghana (specify country)	1710	3.5%
Sysmiss		110587	

Warning: these figures indicate the number of cases found in the data file. They cannot be interpreted as summary statistics of the population of interest.

s1bq5b: Which Region Name living before moving here

Information [Type= discrete] [Format=numeric] [Range= 101-8888] [Missing=*]

Statistics [NW/ W] [Valid=49100 /-] [Invalid=110587 /-]

Value	Label	Cases	Percentage
101	JOMORO MUNICIPAL (HALF-ASSINI)	210	0.4%
102	ELLEMBELLE (NKROFUL)	117	0.2%
103	NZEMA EAST MUNICIPAL (AXIM)	215	0.4%
104	AHANTA WEST MUNICIPAL (AGONA NKWANTA)	169	0.3%
105	EFFIA KWESIMINTSIM MUNICIPAL (KWESIMINTSIM)	210	0.4%

File : AHIES2022_Sec01234_q1q2q3_20230327

s1bq5b: Which Region Name living before moving here

Value	Label	Cases	Percentage
106	SEKONDI TAKORADI METRO ASSEMBLY (STMA)	456	0.9%
107	SHAMA (SHAMA)	100	0.2%
108	WASSA EAST (DABOASE)	148	0.3%
109	MPOHOR (MPOHOR)	34	0.1%
110	TARKWA-NSUAEM MUNICIPAL (TARKWA)	276	0.6%
111	PRESTEA/HUNI VALLEY MUNICIPAL (BOGOSO)	227	0.5%
112	WASSA AMENFI EAST MUNICIPAL (WASSA AKROPONG)	117	0.2%
113	WASSA AMENFI CENTRAL (MANSO AMENFI)	87	0.2%
114	WASSA AMENFI WEST MUNICIPAL (ASANKRAGUA)	174	0.4%
201	KOMENDA EDINA EGUAFO ABIREM MUNICIPAL (ELMINA)	208	0.4%
202	CAPE COAST METRO	303	0.6%
203	ABURA ASEBU KWAMANKESE (ABURA-DUNKWA)	129	0.3%
204	MFANTSIMAN MUNICIPAL (SALTPOND)	199	0.4%
205	EKUMFI (ESSAKYIR)	91	0.2%
206	GOMOA WEST (APAM)	193	0.4%
207	EFUTU MUNICIPAL (WINNEBA)	187	0.4%
208	GOMOA CENTRAL (AFRANSI)	135	0.3%
209	GOMOA EAST (POTSIN)	102	0.2%
210	AWUTU SENYA EAST MUNICIPAL (ODUPONG OFAAKOR)	405	0.8%
211	AWUTU SENYA (AWUTU BERAKU)	304	0.6%
212	AGONA EAST (AGONA NSABA)	94	0.2%
213	AGONA WEST MUNICIPAL (AGONA SWEDRU)	419	0.9%
214	ASIKUMA ODOBEN BRAKWA (BREMEN ASIKUMA)	155	0.3%
215	AJUMAKO ENYAN ESSIAM (AJUMAKO)	117	0.2%
216	ASSIN SOUTH (NSUAEM KYEKYEWERE)	61	0.1%
217	TWIFO HEMAN LOWER DENKYIRA (HEMANG)	52	0.1%
218	TWIFO ATI MORKWA (TWIFO PRASO)	132	0.3%
219	ASSIN FOSU MUNICIPAL (ASSIN FOSU)	241	0.5%
220	ASSIN NORTH (ASSIN BREKU)	45	0.1%
221	UPPER DENKYIRA EAST MUNICIPAL (DUNKWA-ON-OFFIN)	161	0.3%
222	UPPER DENKYIRA WEST (DIASO)	9	0.0%
301	GA SOUTH MUNICIPAL (NGLESHIE AMANFRO)	319	0.6%
302	WEIJA GBAWE MUNICIPAL (WEIJA)	321	0.7%
303	GA CENTRAL MUNICIPAL (SOWUTUOM)	267	0.5%
304	ABLEKUMA NORTH MUNICIPAL (DARKUMAN)	495	1.0%
305	ABLEKUMA WEST MUNICIPAL (DANSOMAN)	502	1.0%
306	ABLEKUMA CENTRAL MUNICIPAL (LARTEBIOKORSHIE)	209	0.4%
307	ACCRA METROPOLITAN ASSEMBLY (AMA)	885	1.8%
308	KORLE KLOTTEY MUNICIPAL (ADABRAKA)	169	0.3%
309	AYAWASO CENTRAL MUNICIPAL (KOKOMLEMLE)	99	0.2%
310	AYAWASO EAST MUNICIPAL (NIMA)	192	0.4%
311	AYAWASO NORTH MUNICIPAL (ACCRA NEWTOWN)	117	0.2%
312	LA DADE-KOTOPON MUNICIPAL (LA)	243	0.5%

File : AHIES2022_Sec01234_q1q2q3_20230327

s1bq5b: Which Region Name living before moving here

Value	Label	Cases	Percentage
313	LEDZOKUKU MUNICIPAL (TESHIE)	190	0.4%
314	KROWOR MUNICIPAL (NUNGUA)	136	0.3%
315	ADENTAN MUNICIPAL (ADENTAN)	296	0.6%
316	AYAWASO WEST MUNICIPAL (DZORWULU)	172	0.4%
317	OKAIKOI NORTH MUNICIPAL (TESANO)	128	0.3%
318	GA NORTH MUNICIPAL (OFANKOR)	78	0.2%
319	GA WEST MUNICIPAL (AMASAMAN)	345	0.7%
320	GA EAST MUNICIPAL (ABOKOBI)	185	0.4%
321	LA NKWANTANANG-MADINA MUNICIPAL (MADINA)	349	0.7%
322	KPONE KATAMANSO MUNICIPAL (KPONE)	83	0.2%
323	ASHAIMAN MUNICIPAL (ASHAIMAN)	348	0.7%
324	TEMA WEST MUNICIPAL (TEMA COMM. 18)	115	0.2%
325	Tema Municipal Assemlly (TMA)	338	0.7%
326	NINGO-PRAMPARAM (PRAMPARAM)	110	0.2%
327	SHAI-OSUDOKU (DODOWA)	123	0.3%
328	ADA WEST (SEGE)	98	0.2%
329	ADA EAST (ADA-FOAH)	135	0.3%
401	SOUTH TONGU (SOGAKOPE)	248	0.5%
402	ANLOGA (ANLOGA)	153	0.3%
403	KETA MUNICIPAL (KETA)	174	0.4%
404	KETU SOUTH MUNICIPAL (DENU)	216	0.4%
405	KETU NORTH MUNICIPAL (DZODZE)	107	0.2%
406	AKATSI NORTH (AVE DAKPA)	60	0.1%
407	AKATSI SOUTH (AKATSI)	286	0.6%
408	CENTRAL TONGU (ADIDOME)	239	0.5%
409	NORTH TONGU (BATTOR DUGAME)	322	0.7%
410	HO WEST (DZOLOKPUITA)	160	0.3%
411	ADAKLU (ADAKLU WAYA)	70	0.1%
412	AGORTIME-ZIOPE (AGORTIME-KPETOE)	84	0.2%
413	HO MUNICIPAL (HO)	248	0.5%
414	SOUTH DAYI (KPEVE)	114	0.2%
415	AFADZATO SOUTH (VE GOLOKWATI)	65	0.1%
416	NORTH DAYI (AMFOEGA)	75	0.2%
417	KPANDO MUNICIPAL (KPANDO)	145	0.3%
418	HOHOE MUNICIPAL (HOHOE)	151	0.3%
501	BIRIM SOUTH (AKIM SWEDRU)	81	0.2%
502	BIRIM CENTRAL MUNICIPAL (AKIM ODA)	323	0.7%
503	ACHIASE (ACHIASE)	97	0.2%
504	ASENE MANSO AKROSO (MANSO)	146	0.3%
505	WEST AKIM MUNICIPAL (ASAMANKESE)	270	0.5%
506	UPPER WEST AKIM (ADEISO)	127	0.3%
507	AYENSUANO (COALTAR)	72	0.1%
508	NSAWAM ADOAGYIRI MUNICIPAL (NSAWAM)	244	0.5%

File : AHIES2022_Sec01234_q1q2q3_20230327

s1bq5b: Which Region Name living before moving here

Value	Label	Cases	Percentage
509	AKWAPIM SOUTH (ABURI)	100	0.2%
510	AKWAPIM NORTH MUNICIPAL (AKROPONG AKWAPIM)	178	0.4%
511	OKERE (ADUKROM)	43	0.1%
512	NEW JUABEN SOUTH MUNICIPAL (KOFORIDUA)	311	0.6%
513	NEW JUABEN NORTH MUNICIPAL (EFFIDUASE)	27	0.1%
514	SUHUM MUNICIPAL (SUHUM)	155	0.3%
515	ABUAKWA NORTH MUNICIPAL (KUKURANTUMI)	77	0.2%
516	ABUAKWA SOUTH MUNICIPAL (KIBI)	99	0.2%
517	DENKYEMBUOR (AKWATIA)	68	0.1%
518	AKYEMANSA (OFOASE)	58	0.1%
519	KWAEBIBIREM MUNICIPAL (KADE)	167	0.3%
520	BIRIM NORTH (NEW ABIREM)	56	0.1%
521	ATIWA WEST (KWABENG)	18	0.0%
522	ATIWA EAST (ANYINAM)	52	0.1%
523	FANTEAKWA SOUTH (OSINO)	27	0.1%
524	YILO KROBO MUNICIPAL(SOMANYA)	254	0.5%
525	LOWER MANYA KROBO MUNICIPAL (ODUMASI-KROBO)	173	0.4%
526	ASUOGYAMAN (ATIMPOKU)	197	0.4%
527	UPPER MANYA KROBO (ASESEWA)	83	0.2%
528	FANTEAKWA NORTH (BEGORO)	82	0.2%
529	KWAHU SOUTH (MPRAESO)	103	0.2%
530	KWAHU WEST MUNICIPAL (NKAWKAW)	237	0.5%
531	KWAHU EAST (ABETIFI)	53	0.1%
532	KWAHU AFRAM PLAINS SOUTH (TEASE)	151	0.3%
533	KWAHU AFRAM PLAINS NORTH (DONKORKROM)	109	0.2%
601	AMANSIE SOUTH (MANSO ADUBIA)	118	0.2%
602	AMANSIE CENTRAL (JACOBU)	74	0.2%
603	AKROFUOM (AKROFUOM)	122	0.2%
604	ADANSI SOUTH (NEW EDUBIASE)	173	0.4%
605	ADANSI ASOKWA (ADANSI ASOKWA)	73	0.1%
606	OBUASI EAST (TUTUKA)	100	0.2%
607	OBUASI MUNICIPAL (OBUASI)	407	0.8%
608	ADANSI NORTH (FOMENA)	55	0.1%
609	BEKWAI MUNICIPAL (BEKWAI)	326	0.7%
610	AMANSIE WEST (MANSO NKWANTA)	140	0.3%
611	ATWIMA KWANWOMA (FOASE)	147	0.3%
612	BOSOMTWI (KUNTANASE)	116	0.2%
613	BOSOME FREHO (ASIWA)	21	0.0%
614	ASANTE AKIM CENTRAL MUNICIPAL (KONONGO-ODUMASE)	200	0.4%
615	ASANTE AKIM SOUTH MUNICIPAL (JUASO)	112	0.2%
616	ASANTE AKIM NORTH (AGOGO)	100	0.2%
617	SEKYERE KUMAWU (KUMAWU)	76	0.2%
618	SEKYERE EAST (EFFIDUASE)	183	0.4%

File : AHIES2022_Sec01234_q1q2q3_20230327

s1bq5b: Which Region Name living before moving here

Value	Label	Cases	Percentage
619	JUABEN MUNICIPAL (JUABEN)	66	0.1%
620	EJISU MUNICIPAL (EJISU)	223	0.5%
621	OFORIKROM MUNICIPAL	248	0.5%
622	ASOKWA MUNICIPAL (ASOKWA)	133	0.3%
623	KUMASI METROPOLITAN ASSEMBLY (KMA)	1214	2.5%
624	KWADASO MUNICIPAL (KWADASO)	164	0.3%
625	SUAME MUNICIPAL (SUAME)	261	0.5%
626	OLD TAFO MUNICIPAL (OLD TAFO)	323	0.7%
627	ASOKORE MAMPONG MUNICIPAL (ASOKORE)	289	0.6%
628	KWABRE EAST MUNICIPAL (MAMPONTENG)	225	0.5%
629	AFIGYA KWABRE SOUTH (KODIE)	98	0.2%
630	ATWIMA NWABIAGYA NORTH (BAREKESE)	110	0.2%
631	ATWIMA NWABIAGYA MUNICIPAL (NKAWIE KUMA)	191	0.4%
632	ATWIMA MPONUA (NYINAHIN)	68	0.1%
633	AHAFO ANO SOUTH WEST (MANKRANSO)	41	0.1%
634	AHAFO ANO NORTH MUNICIPAL (TEPA)	131	0.3%
635	AHAFO ANO SOUTH EAST (ADUGYAMA)	46	0.1%
636	OFFINSO NORTH (AKOMADAN)	84	0.2%
637	OFFINSO MUNICIPAL (OFFINSO)	211	0.4%
638	AFIGYA KWABRE NORTH (BOAMANG)	78	0.2%
639	SEKYERE SOUTH (AGONA)	93	0.2%
640	MAMPONG MUNICIPAL (MAMPONG)	172	0.4%
641	EJURA SEKYEDUMASE MUNICIPAL (EJURA)	208	0.4%
642	SEKYERE CENTRAL (NSUTA)	128	0.3%
643	SEKYERE AFRAM PLAINS (DROBONSO)	71	0.1%
701	AOWIN MUNICIPAL (ENCHI)	242	0.5%
702	SEFWI AKONTOMBRA (AKONTOMBRA)	228	0.5%
703	SUAMAN (DADIESO)	74	0.2%
704	BODI (BODIE)	113	0.2%
705	SEFWI WIAWSO MUNICIPAL (WIAWSO)	502	1.0%
706	BIBIANI ANHWIASO BEKWAI MUNICIPAL (BIBIANI)	172	0.4%
707	JUABOSO (JUABOSO)	162	0.3%
708	BIA WEST (ESSAM-DEBISO)	249	0.5%
709	BIA EAST (ADABOKROM)	128	0.3%
801	ASUNAFO SOUTH (KUKUOM)	219	0.4%
802	ASUNAFO NORTH MUNICIPAL (GOASO)	350	0.7%
803	ASUTIFI SOUTH (HWIDIEM)	58	0.1%
804	ASUTIFI NORTH (KENYASI)	151	0.3%
805	TANO NORTH MUNICIPAL (DUAYAW NKWANTA)	176	0.4%
806	TANO SOUTH MUNICIPAL (BECHEM)	144	0.3%
901	DORMAA WEST (NKRAN NKWANTA)	85	0.2%
902	DORMAA MUNICIPAL (DORMAA AHENKRO)	236	0.5%
903	DORMAA EAST (WAMFIE)	93	0.2%

File : AHIES2022_Sec01234_q1q2q3_20230327

s1bq5b: Which Region Name living before moving here

Value	Label	Cases	Percentage
904	SUNYANI MUNICIPAL (SUNYANI)	335	0.7%
905	SUNYANI WEST (ODUMASI)	154	0.3%
906	BEREKUM EAST MUNICIPAL (BEREKUM)	270	0.5%
907	BEREKUM WEST (JINIJINI)	94	0.2%
908	JAMAN SOUTH MUNICIPAL (DROBO)	177	0.4%
909	JAMAN NORTH (SAMPA)	153	0.3%
910	TAIN (NSAWKAW)	130	0.3%
911	WENCHI MUNICIPAL (WENCHI)	300	0.6%
912	BANDA (BANDA AHENKRO)	49	0.1%
1001	NKORANZA SOUTH MUNICIPAL (NKORANZA)	322	0.7%
1002	TECHIMAN MUNICIPAL (TECHIMAN)	620	1.3%
1003	NKORANZA NORTH (BUSUNYA)	75	0.2%
1004	TECHIMAN NORTH (TUOBODOM)	66	0.1%
1005	ATEBUBU AMANTIN MUNICIPAL (ATEBUBU)	252	0.5%
1006	SENE WEST (KWAME DANSO)	58	0.1%
1007	SENE EAST (KAJAJI)	107	0.2%
1008	PRU WEST (PRANG)	113	0.2%
1009	PRU EAST (YEJI)	347	0.7%
1010	KINTAMPO SOUTH (JEMA)	141	0.3%
1011	KINTAMPO NORTH MUNICIPAL (KINTAMPO)	457	0.9%
1101	BIAKOYE (NKONYA-AHENKRO)	121	0.2%
1102	JASIKAN (JASIKAN)	102	0.2%
1103	KADJEBI (KADJEBI)	162	0.3%
1104	KRACHI EAST MUNICIPAL (DAMBAI)	273	0.6%
1105	KRACHI WEST (KETE-KRACHI)	214	0.4%
1106	KRACHI NCHUMURU (CHINDERI)	196	0.4%
1107	NKWANTA SOUTH MUNICIPAL (NKWANTA)	305	0.6%
1108	NKWANTA NORTH (KPASSA)	231	0.5%
1109	GUAN (LIKPE MATE)	9	0.0%
1201	KPANDAI (KPANDAI)	259	0.5%
1202	NANUMBA SOUTH (WULENSI)	226	0.5%
1203	NANUMBA NORTH MUNICIPAL (BIMBILLA)	260	0.5%
1204	ZABZUGU (ZABZUGU)	149	0.3%
1205	TATALE SANGULI (TATALE)	167	0.3%
1206	SABOBA (SABOBA)	302	0.6%
1207	YENDI MUNICIPAL (YENDI)	388	0.8%
1208	MION (SANG)	84	0.2%
1209	NANTON (NANTON)	87	0.2%
1210	TAMALE METROPOLITAN ASSEMBLY	583	1.2%
1211	SAGNARIGU MUNICIPAL (SAGNARIGU)	51	0.1%
1212	TOLON (TOLON)	101	0.2%
1213	KUMBUNGU (KUMBUNGU)	154	0.3%
1214	SAVELUGU MUNICIPAL (SAVELUGU)	64	0.1%

File : AHIES2022_Sec01234_q1q2q3_20230327

s1bq5b: Which Region Name living before moving here

Value	Label	Cases	Percentage
1215	KARAGA (KARAGA)	70	0.1%
1216	GUSHIEGU MUNICIPAL (GUSHEGU)	148	0.3%
1301	BOLE (BOLE)	139	0.3%
1302	SAWLA TUNA KALBA (SAWLA)	384	0.8%
1303	NORTH GONJA (DABOYA)	96	0.2%
1304	WEST GONJA MUNICIPAL (DAMONGO)	171	0.3%
1305	CENTRAL GONJA (BUIPE)	578	1.2%
1306	EAST GONJA MUNICIPAL (SALAGA)	282	0.6%
1307	NORTH EAST GONJA (KPALBE)	106	0.2%
1401	MAMPRUGU MOAGDURI (YAGABA)	56	0.1%
1402	WEST MAMPRUSI MUNICIPAL (WALEWALE)	307	0.6%
1403	EAST MAMPRUSI MUNICIPAL (GAMBAGA)	325	0.7%
1404	BUNKPURUGU NAKPANDURI (BUNKPURUGU)	194	0.4%
1405	YUNYOO-NASUAN (YUNYOO)	297	0.6%
1406	CHEREPONI (CHEREPONI)	174	0.4%
1501	BUILSA SOUTH (FUMBISI)	15	0.0%
1502	BUILSA NORTH MUNICIPAL (SANDEMA)	45	0.1%
1503	KASENA NANKANA MUNICIPAL (NAVRONGO)	167	0.3%
1504	KASENA NANKANA WEST (PAGA)	37	0.1%
1505	BOLGATANGA MUNICIPAL (BOLGATANGA)	307	0.6%
1506	TALENSI (TONGO)	117	0.2%
1507	BOLGATANGA EAST (ZUARUNGU)	32	0.1%
1508	BONGO (BONGO)	106	0.2%
1509	NABDAM (NANGODI)	28	0.1%
1510	BAWKU WEST (ZEBILLA)	184	0.4%
1511	BINDURI (BINDURI)	15	0.0%
1512	BAWKU MUNICIPAL (BAWKU)	433	0.9%
1513	GARU (GARU)	255	0.5%
1514	TEMPANE (TEMPANE)	102	0.2%
1515	PUSIGA (PUSIGA)	57	0.1%
1601	WA WEST (WECHIAU)	251	0.5%
1602	WA EAST (FUNSI)	76	0.2%
1603	WA MUNICIPAL (WA)	550	1.1%
1604	NADOWLI-KALEO (NADOWLI)	226	0.5%
1605	DAFFIAMA BUSSIE ISSA (ISSA)	83	0.2%
1606	SISSALA EAST MUNICIPAL (TUMU)	108	0.2%
1607	SISSALA WEST (GWOLLU)	91	0.2%
1608	JIRAPA MUNICIPAL (JIRAPA)	332	0.7%
1609	LAWRA MUNICIPAL (LAWRA)	163	0.3%
1610	LAMBUSSIE KARNI (LAMBUSSIE)	49	0.1%
1611	NANDOM MUNICIPAL (NANDOM)	241	0.5%
2001	Cote D'Ivoire - [Yamoussoukro]	316	0.6%
2002	Togo - [Lome]	536	1.1%

File : AHIES2022_Sec01234_q1q2q3_20230327

s1bq5b: Which Region Name living before moving here

Value	Label	Cases	Percentage
2003	Burkina Faso - [Ouagadougou]	182	0.4%
2004	Benin - [Porto-Novo]	29	0.1%
2005	Guinea - [Conakry]	6	0.0%
2006	Nigeria - [Abuja]	249	0.5%
2007	Mali - [Bamako]	30	0.1%
2008	Cameroon - [Yaounde]	9	0.0%
2009	Guinea-Bissau - [Bissau]	0	
2010	The Gambia - [Banjul]	0	
2011	Liberia - [Monrovia]	38	0.1%
2012	Niger - [Niamey]	146	0.3%
2013	Senegal - [Dakar]	0	
2014	Sierra Leone - [Freetown]	0	
2015	Mauritania - [Nouakchott]	0	
2016	Algeria - [Algiers]	3	0.0%
2017	Angola - [Luanda]	0	
2018	Botswana - [Gaborone]	0	
2019	Burundi - [Bujumbura]	0	
2021	Central African Republic - [Bangui]	0	
2022	Chad - [N'Djamena]	0	
2023	Comoros - [Moroni]	0	
2024	Congo Republic - [Brazzaville]	0	
2025	Democratic Republic of Congo - [Kinshasa]	0	
2026	Djibouti - [Djibouti]	0	
2027	Egypt - [Cairo]	0	
2028	Equatorial Guinea - [Malabo]	0	
2029	Eritrea - [Asmara]	0	
2030	Ethiopia - [Addis Ababa]	0	
2031	Gabon - [Libreville]	9	0.0%
2032	Kenya - [Nairobi]	0	
2033	Lesotho - [Maseru]	0	
2034	Libya - [Tripoli]	34	0.1%
2035	Madagascar - [Antananarivo]	0	
2036	Malawi - [Lilongwe]	0	
2037	Mauritius - [Port Louis]	0	
2038	Mayotte - [Mamoudzou]	3	0.0%
2039	Morocco - [Rabat]	0	
2040	Mozambique - [Maputo]	0	
2041	Namibia - [Windhoek]	0	
2042	Reunion - [Saint-Denis]	0	
2043	Rwanda - [Kigali]	0	
2044	Saint Helena - [Jamestown]	0	
2045	Sao Tome and Principe - [Sao Tome]	0	
2046	Seychelles - [Victoria]	0	

File : AHIES2022_Sec01234_q1q2q3_20230327

s1bq5b: Which Region Name living before moving here

Value	Label	Cases	Percentage
2047	Somalia - [Mogadishu]	0	
2048	South Africa - [Pretoria, Cape Town, Bloemfein]	3	0.0%
2049	Sudan - [Khartoum]	0	
2050	South Sudan - [Juba]	0	
2051	Swaziland - [Mbabane]	0	
2052	Tanzania - [Da res Salam, Dodoma]	0	
2053	Tunisia - [Tunis]	0	
2054	Uganda - [Kampala]	0	
2055	Western Sahara - [?El Aaiún?]	0	
2056	Zambia - [Lusaka]	3	0.0%
2057	Zimbabwe - [Harare]	3	0.0%
3001	Afghanistan - [Kabul]	0	
3002	Armenia - [Yerevan]	0	
3003	Azerbaijan - [Baku]	0	
3004	Bahrain - [Manama]	0	
3005	Bangladesh - [Dhaka]	0	
3006	Bhutan - [Thimphu]	0	
3007	Brunei - [Bandar Seri Begawan]	0	
3008	Burma - [Naypyidaw]	0	
3009	Cambodia - [Phnom Penh]	0	
3010	China - [Beinjing]	3	0.0%
3011	Christmas Island - [Flying Fish Cove]	0	
3012	Cocos (Keeling) Islands - [West Island, Cocos (Keeling) Isl]	0	
3013	Gaza Strip - [Gaza City]	0	
3014	Georgia - [Tbilisi]	0	
3015	Hong Kong - [Victoria City]	0	
3016	India - [New Delhi]	0	
3017	Indonesia - [Jakarta]	0	
3018	Iran - [Tehran]	0	
3019	Iraq - [Baghdad]	0	
3020	Israel - [Jerusalem]	0	
3021	Japan - [Tokyo]	0	
3022	Jordan - [Amman]	0	
3023	Kazakhstan - [Astana]	0	
3024	Korea, North - [Pyongyang]	0	
3025	Korea, South - [Seoul]	0	
3026	Kuwait - [Kuwait City]	0	
3027	Kyrgyzstan - [Bishkek]	0	
3028	Laos - [Vientiane]	0	
3029	Lebanon - [Beirut]	3	0.0%
3030	Macau - [Macau (Macao)]	0	
3031	Malaysia - [Kuala Lumpur]	0	
3032	Maldives - [Male]	0	

File : AHIES2022_Sec01234_q1q2q3_20230327

s1bq5b: Which Region Name living before moving here

Value	Label	Cases	Percentage
3033	Mongolia - [Ulaanbaatar]	0	
3034	Nepal - [Kathmandu]	0	
3035	Oman - [Muscat]	0	
3036	Pakistan - [Islamabad]	0	
3037	Paracel Islands - [Woody Island]	0	
3038	Philippines - [Manila]	0	
3039	Qatar - [Doha]	9	0.0%
3040	Saudi Arabia - [Riyadh]	5	0.0%
3041	Singapore - [Singapore]	0	
3042	South Georgia and the South Sandwich Islands - [King Edward]	0	
3043	Sri Lanka - [Colombo, Sri Jayewardenepura]	0	
3044	Syria - [Damascus]	0	
3045	Taiwan - [Taipei]	0	
3046	Tajikistan - [Dushanbe]	0	
3047	Thailand - [Bangkok]	0	
3048	Timor-Leste - [Dili]	0	
3049	Turkey - [Ankara]	0	
3050	Turkmenistan - [Ashgabat]	0	
3051	United Arab Emirates - [Abu Dhabi]	6	0.0%
3052	Uzbekistan - [Tashkent]	0	
3053	Vietnam - [Hanoi]	0	
3054	West Bank - [East Jerusalem]	0	
3055	Yemen - [Sanaa]	0	
4001	American Samoa - [Pago Pago]	0	
4002	Australia - [Canberra]	0	
4003	Cook Islands - [Avarua]	0	
4004	Coral Sea Islands - [Cato Island]	0	
4005	Fiji - [Suva]	0	
4006	Guam - [Hagåtña]	0	
4007	Kiribati - [Tarawa Atoll]	0	
4008	Marshall Islands - [Majuro]	0	
4009	Micronesia, Federated States of - [Palikir]	0	
4010	Nauru - [government offices in Yaren District]	0	
4011	New Caledonia - [Nouméa]	0	
4012	New Zealand - [Wellington]	0	
4013	Niue - [Alofi]	0	
4014	Norfolk Island - [Kingston]	0	
4015	Northern Mariana Islands - [Capitol Hill, Saipan]	0	
4016	Palau - [Melekeok]	0	
4017	Papua New Guinea - [Port Moresby]	0	
4018	Pitcairn Islands - [Adamstown]	0	
4019	Solomon Islands - [Honiara]	0	
4020	Tokelau - [Atafu]	0	

File : AHIES2022_Sec01234_q1q2q3_20230327

s1bq5b: Which Region Name living before moving here

Value	Label	Cases	Percentage
4021	Tonga - [Nuku'alofa]	0	
4022	Tuvalu - [Vaiaku village, Funafuti province]	0	
4023	Vanuatu - [Port-Vila]	0	
4024	Wallis and Futuna - [Mata Utu]	0	
5001	Akrotiri - [Episkopi Cantonment]	0	
5002	Albania - [Tirana]	0	
5003	Andorra - [Andorra la Vella]	0	
5004	Austria - [Vienna]	0	
5005	Belarus - [Minsk]	0	
5006	Belgium - [Brussels]	3	0.0%
5007	Bosnia and Herzegovina - [Sarajevo]	0	
5008	British Indian Ocean Territory - [Camp Justice]	0	
5009	British Virgin Islands - [Road Town]	0	
5010	Bulgaria - [Sofia]	0	
5011	Croatia - [Zagreb]	0	
5012	Cyprus - [Nicosia]	0	
5013	Czech Republic - [Prague]	0	
5014	Denmark - [Copenhagen]	0	
5015	Dhekelia - [?Episkopi]	0	
5016	Estonia - [Tallinn]	0	
5017	Faroe Islands - [Tórshavn]	0	
5018	Finland - [Helsinki]	0	
5019	France - [Paris]	3	0.0%
5020	French Guiana - [Cayenne]	0	
5021	French Polynesia - [Papeete]	0	
5022	Germany - [Berlin]	18	0.0%
5023	Greece - [Athens]	0	
5024	Guernsey - [Saint Peter Port]	0	
5025	Holy See (Vatican City) - [Vatican City]	0	
5026	Hungary - [Budapest]	0	
5027	Iceland - [Reykjavik]	0	
5028	Ireland - [Dublin]	0	
5029	Isle of Man - [Douglas]	0	
5030	Italy - [Rome]	6	0.0%
5031	Jan Mayen - [Longyearbyen]	0	
5032	Jersey - [Saint Helier]	0	
5033	Latvia - [Riga]	0	
5034	Liechtenstein - [Vaduz]	0	
5035	Lithuania - [Vilnius]	0	
5036	Luxembourg - [Luxembourg]	0	
5037	Macedonia - [Skopje]	0	
5038	Malta - [Valletta]	0	
5039	Moldova - [Chisinau]	0	

File : AHIES2022_Sec01234_q1q2q3_20230327

s1bq5b: Which Region Name living before moving here

Value	Label	Cases	Percentage
5040	Monaco - [Monaco]	0	
5041	Netherlands - [Amsterdam, (The Hague seat of government)]	3	0.0%
5042	Netherlands Antilles - [Willemstad]	0	
5043	Norway - [Oslo]	0	
5044	Poland - [Warsaw]	0	
5045	Portugal - [Lisbon]	0	
5046	Romania - [Bucharest]	0	
5047	Russia - [Moscow]	0	
5048	Samoa - [Apia]	0	
5049	San Marino - [San Marino]	0	
5050	Montenegro - [Podgorica]	0	
5051	Serbia - [Belgrade]	0	
5052	Slovakia - [Bratislava]	0	
5053	Slovenia - [Ljubljana]	0	
5054	Spain - [Madrid]	3	0.0%
5055	Sweden - [Stockholm]	0	
5056	Switzerland - [Bern]	0	
5057	Ukraine - [Kyiv]	0	
5058	United Kingdom - [London]	18	0.0%
6001	Anguilla - [The Valley]	0	
6002	Antigua and Barbuda - [Saint John's]	0	
6003	Bahamas - [Nassau]	0	
6004	Barbados - [Bridgetown]	0	
6005	Belize - [Belmopan]	0	
6006	Bermuda - [Hamilton]	0	
6007	Canada - [Ottawa]	0	
6008	Cayman Islands - [George Town]	0	
6009	Costa Rica - [San Jose]	0	
6010	Cuba - [Havana]	0	
6011	Dominica - [Roseau]	0	
6012	Dominican Republic - [Santo Domingo]	0	
6013	El Salvador - [San Salvador]	0	
6014	Greenland - [Nuuk]	0	
6015	Grenada - [Saint George's]	0	
6016	Guadeloupe - [Basse-Terre]	0	
6017	Guatemala - [Guatemala City]	0	
6018	Haiti - [Port-au-Prince]	0	
6019	Honduras - [Tegucigalpa]	0	
6020	Jamaica - [Kingston]	0	
6021	Martinique - [Fort-de-France]	0	
6022	Mexico - [Mexico City]	3	0.0%
6023	Montserrat - [Plymouth?]	0	
6024	Nicaragua - [Managua]	0	

File : AHIES2022_Sec01234_q1q2q3_20230327

s1bq5b: Which Region Name living before moving here

Value	Label	Cases	Percentage
6025	Panama - [Panama City]	0	
6026	Puerto Rico - [San Juan]	0	
6027	Saint Kitts and Nevis - [Basseterre]	0	
6028	Saint Lucia - [Castries]	0	
6029	Saint Pierre and Miquelon - [Saint-Pierre]	0	
6030	Saint Vincent and the Grenadines - [Kingstown]	0	
6031	Trinidad and Tobago - [Port-of-Spain]	0	
6032	Turks and Caicos Islands - [Cockburn Town]	0	
6033	United States of America (USA) - [Washington, D.C.]	28	0.1%
7001	Argentina - [Buenos Aires]	0	
7002	Aruba - [Oranjestad]	0	
7003	Bolivia - [La Paz (administrative);]	0	
7004	Brazil - [Brasilia]	0	
7005	Chile - [Santiago]	0	
7006	Colombia - [Bogota]	0	
7007	Ecuador - [Quito]	0	
7008	Falkland Islands (Islas Malvinas) - [Stanley]	0	
7009	Guyana - [Georgetown]	0	
7010	Paraguay - [Asuncion]	0	
7011	Peru - [Lima]	0	
7012	Suriname - [Paramaribo]	0	
7013	Uruguay - [Montevideo]	0	
7014	Venezuela - [Caracas]	0	
8888	Statelessness	0	
Sysmiss		110587	

Warning: these figures indicate the number of cases found in the data file. They cannot be interpreted as summary statistics of the population of interest.

s1bq6: How long did (NAME) live in ???

Information	[Type= continuous] [Format=numeric] [Range= 0-98] [Missing=*]
Statistics [NW/ W]	[Valid=49100 /-] [Invalid=110587 /-] [Mean=13.481 /-] [StdDev=11.093 /-]

s1bq7: What was (NAME?s) main reason for moving to this village/town?

Information	[Type= discrete] [Format=numeric] [Range= 1-8] [Missing=*]
Statistics [NW/ W]	[Valid=49100 /-] [Invalid=110587 /-]

Value	Label	Cases	Percentage
1	Employment	7803	15.9%
2	Settlement (long term/ permanent stay)	10579	21.5%
3	Marriage/Family reunification	27558	56.1%
4	Education/Training	2434	5.0%
5	Socio-political displacement (Asylum seekers, refugees, war	54	0.1%
6	Natural disaster displacement (flood, drought, fire, etc.)	70	0.1%
7	Health	256	0.5%
8	Other (specify)	346	0.7%
Sysmiss		110587	

File : AHIES2022_Sec01234_q1q2q3_20230327

s1bq7: What was (NAME?s) main reason for moving to this village/town?

Warning: these figures indicate the number of cases found in the data file. They cannot be interpreted as summary statistics of the population of interest.

s1bq7o: Other specify

Information [Type= discrete] [Format=character] [Missing=*]

Statistics [NW/ W] [Valid=360 /-] [Invalid=0 /-]

Value	Label	Cases	Percentage
ACCOMMODAT CHALLENGE		1	0.3%
AFTER COMPLETION OF WORK WITH A GROUP		3	0.8%
APPRENTICESH		9	2.5%
APPRENTICESH WORK		1	0.3%
BECAUSE HIS MOTHER IS DECEASED		3	0.8%
BECAUSE HIS WIFE WAS AN APPRENTICE HERE		1	0.3%
BECAUSE OF LAND ISSUES		3	0.8%
BROUGHT TO COME AND STAY WITH THE AUNTIE		3	0.8%
CARETAKER		3	0.8%
CHANGE LOCATION		3	0.8%
CHANGE OF ENVIROMENT		3	0.8%
CHANGE OF ENVIRONMENT		3	0.8%
CHECK ON PROPERTY		3	0.8%
CHILD BIRTH		3	0.8%
CHURCH		4	1.1%
CHURCH TRANSFER		2	0.6%
COCOA FARMING AND SETTLEMENT		3	0.8%
CONFLICTS		3	0.8%
DIVORCE		3	0.8%
DOES NOT LIVE HERE. NOT A MEMBER OF THE HOUS		1	0.3%

File : AHIES2022_Sec01234_q1q2q3_20230327

s1bq7o: Other specify

Value	Label	Cases	Percentage
DON'T KNOW		3	0.8%
FARMING		100	27.8%
FARMING ACTIVITIES		9	2.5%
FEAR OF DYING		3	0.8%
FOR FINANCIAL SUPPORT		3	0.8%
FREE ACCOMODATIC		3	0.8%
HAD MISUNDERSTA WITH SPOUSE AND MOVE		3	0.8%
HAS NOT TRAVELLED BEFORE		3	0.8%
HE CAME PURPOSELY FOR FARMING		3	0.8%
HELP HIS BROTHER		1	0.3%
HELP TAKE CARE OF HER GRAND CHILD		3	0.8%
HELPER		2	0.6%
HOUSEHELP		4	1.1%
I WAS MOVED HERE TO HEAD A CHURCH		3	0.8%
JUST FOR VISIT		1	0.3%
L		2	0.6%
LIVING WITY T		1	0.3%
LONG STAY AT PREVIOUS SETTLEMENT		3	0.8%
LOST FATHER SO HER MOTHER CAN DO HER WORK		3	0.8%
MARITAL ISSUES		2	0.6%
MIGRATED BECAUSE OF FAMILY DISPUTES		3	0.8%
MINISTRY		6	1.7%

File : AHIES2022_Sec01234_q1q2q3_20230327

s1bq7o: Other specify

Value	Label	Cases	Percentage
MOTHER PASSED AWAY		3	0.8%
MOVED TO THE FAMILY HOUSE		1	0.3%
MY HUSBAND DIED		3	0.8%
NATIONAL SERVICE		3	0.8%
OTHER APARTMENT		2	0.6%
OTHER REASON		2	0.6%
PERSONAL REASON		3	0.8%
PROXIMITY		4	1.1%
RELIGIOUS PURPOSE		6	1.7%
RELIGIOUS REASONS		3	0.8%
RELOCATED TO LIVE WITH HER AUNT		3	0.8%
RELOCATED TO WORK AND SCHOOL		3	0.8%
RENT FEES TOO HIGH		3	0.8%
SEEKING FOR LOW STANDARD OF LIVING		6	1.7%
SEPARATION IN MARRIAGE		2	0.6%
TAKE CARE OF HER SICK MUM		3	0.8%
TAKE CARE OF MUM		3	0.8%
TAKING CARE OF HER SICK MOTHER		3	0.8%
TAKING CARE OF HER SICK SISTER		3	0.8%
TEMPORARY ST		2	0.6%
THE HEAD		2	0.6%
THE HUSBAND DIED		1	0.3%

File : AHIES2022_Sec01234_q1q2q3_20230327

s1bq7o: Other specify

Value	Label	Cases	Percentage
THE LOST OF THE MOTHER		3	0.8%
THE MOTHER WAS TRAVELLING		6	1.7%
THE PLACE IS NOT NEAT		3	0.8%
TO GIVE HIS CHILDREN QUALITY EDUCATION		1	0.3%
TO LIVE WITH MR. ADUM FAMILY		3	0.8%
TO TAKE CARE OF A SICK PERSON		3	0.8%
TO WORK AND LEARN A TRAC		3	0.8%
TRADING		3	0.8%
TRANSFER		3	0.8%
VISIT		25	6.9%
VISITATION		9	2.5%
VISITED GRANDPARENT		3	0.8%
VISITING		6	1.7%
WANTS A BIGGER SPACE		3	0.8%

Warning: these figures indicate the number of cases found in the data file. They cannot be interpreted as summary statistics of the population of interest.

s2aq1: Has [NAME] ever attended school or is [NAME] attending school now?

Information	[Type= discrete] [Format=numeric] [Range= 1-3] [Missing=*]
Statistics [NW/ W]	[Valid=147290 /-] [Invalid=12397 /-]

Value	Label	Cases	Percentage
1	Never attended	27454	18.6%
2	Attending now	58901	40.0%
3	Attended in the past	60935	41.4%
Sysmiss		12397	

Warning: these figures indicate the number of cases found in the data file. They cannot be interpreted as summary statistics of the population of interest.

s2aq2: What is/was the main reason why (NAME) has never attended school?

Information	[Type= discrete] [Format=numeric] [Range= 1-13] [Missing=*]
Statistics [NW/ W]	[Valid=27454 /-] [Invalid=132233 /-]

Value	Label	Cases	Percentage
1	Too young	2998	10.9%
2	Disabled/ illness	330	1.2%
3	No school /school too far	1916	7.0%

File : AHIES2022_Sec01234_q1q2q3_20230327

s2aq2: What is/was the main reason why (NAME) has never attended school?

Value	Label	Cases	Percentage
4	Cannot afford schooling	4308	15.7%
5	Family did not allow schooling	9662	35.2%
6	Not interested in school	2551	9.3%
7	Education not considered valuable	2996	10.9%
8	School not safe	32	0.1%
9	To learn a job	155	0.6%
10	To work for pay	49	0.2%
11	To work as unpaid worker in family business	621	2.3%
12	Help at home with household chores	1192	4.3%
13	Other (specify)	644	2.3%
Sysmiss		132233	

Warning: these figures indicate the number of cases found in the data file. They cannot be interpreted as summary statistics of the population of interest.

s2aq2o: Other Specify

Information	[Type= discrete] [Format=character] [Missing=*]
Statistics [NW/ W]	[Valid=0 /-] [Invalid=0 /-]

s2aq3: What is the highest level of schooling [NAME] is attending now/attended in the p

Information	[Type= discrete] [Format=numeric] [Range= 0-16] [Missing=*]
Statistics [NW/ W]	[Valid=147291 /-] [Invalid=12396 /-]

Value	Label	Cases	Percentage
0	No education	27454	18.6%
1	Nursery	2586	1.8%
2	Kindergarten	11107	7.5%
3	Primary	43039	29.2%
4	JSS/JHS	29435	20.0%
5	Middle	6242	4.2%
6	SSS/SHS	17019	11.6%
7	Secondary	1207	0.8%
8	Voc/Tech/Commercial	1194	0.8%
9	Postmiddle/secondary certificate	312	0.2%
10	Postmiddle/secondary diploma	640	0.4%
11	Tertiary - HND	1434	1.0%
12	Tertiary - Bachelor's Degree	4096	2.8%
13	Tertiary - Post graduate certificate / diploma	978	0.7%
14	Tertiary - Master's Degree	419	0.3%
15	Tertiary - PhD	51	0.0%
16	Other specify	78	0.1%
Sysmiss		12396	

Warning: these figures indicate the number of cases found in the data file. They cannot be interpreted as summary statistics of the population of interest.

s2aq3o: Other specify

Information	[Type= discrete] [Format=character] [Missing=*]
Statistics [NW/ W]	[Valid=54 /-] [Invalid=0 /-]

File : AHIES2022_Sec01234_q1q2q3_20230327

s2aq3o: Other specify

Value	Label	Cases	Percentage
ADULT EDUCATION		1	1.9%
ARABIC SCHOOL		1	1.9%
CERTIFICATE "A"		1	1.9%
CERTIFICATION		2	3.7%
CHARTERED ACCOUNTANCY		1	1.9%
CHARTERED ACCOUNTANT		2	3.7%
COLLEGE IN BENIN		2	3.7%
DERF AND DUMP SCHOOL		2	3.7%
DID NOT GO TO SCHOOL.		1	1.9%
DON'T KNOW		5	9.3%
DONT KNOW		4	7.4%
FASHION DESIGNING SCHOOL		1	1.9%
FIRST SCHOOL LIVING CERTIFICATE		2	3.7%
FOOTBALL ACADEMY		1	1.9%
IMPACT MINISTERIAL INSTITUTE		2	3.7%
IPMC		2	3.7%
LAW SCHOOL		2	3.7%
MAKALANTA		1	1.9%
MENTALY CHALLENGED SCHOOL		1	1.9%
NON FORMAL EDUCATION		2	3.7%
O LEVEL		1	1.9%
PASTORAL COURSE		2	3.7%
SCHOOL FOR THE BLIND		1	1.9%
SCHOOL FOR THE DEAF		1	1.9%
SCHOOL FOR THE DISABILITY		2	3.7%

File : AHIES2022_Sec01234_q1q2q3_20230327

s2aq3o: Other specify

Value	Label	Cases	Percentage
SCHOOL FOR THE DUMB		2	3.7%
SCHOOL OF DEAF		2	3.7%
SOCIAL WELFARE		2	3.7%
SPECIAL EDUCATION (SCHOOL FOR THE DEATH)		2	3.7%
SPECIAL SCHOOL FOR DEAF AND DUMB		2	3.7%
Uneducated		1	1.9%

Warning: these figures indicate the number of cases found in the data file. They cannot be interpreted as summary statistics of the population of interest.

s2aq4: What is the highest grade (form/class/level, etc.) [NAME] has completed at that

Information	[Type= discrete] [Format=numeric] [Range= 0-10] [Missing=*]
Statistics [NW/ W]	[Valid=119517 /-] [Invalid=40170 /-] [Mean=2.491 /-] [StdDev=1.578 /-]

Value	Label	Cases	Percentage
0		13329	11.2%
1		23799	19.9%
2		19247	16.1%
3		35677	29.9%
4		14392	12.0%
5		7657	6.4%
6		5360	4.5%
7		52	0.0%
9		3	0.0%
10		1	0.0%
Sysmiss		40170	

Warning: these figures indicate the number of cases found in the data file. They cannot be interpreted as summary statistics of the population of interest.

s2aq4o: Other Specify

Information	[Type= discrete] [Format=character] [Missing=*]
Statistics [NW/ W]	[Valid=0 /-] [Invalid=0 /-]

s2aq5: Did (NAME) attend school/college at any time during the past 3 months?

Information	[Type= discrete] [Format=numeric] [Range= 1-2] [Missing=*]
Statistics [NW/ W]	[Valid=119990 /-] [Invalid=39697 /-]

Value	Label	Cases	Percentage
1	Yes	56282	46.9%
2	No	63708	53.1%
Sysmiss		39697	

Warning: these figures indicate the number of cases found in the data file. They cannot be interpreted as summary statistics of the population of interest.

File : AHIES2022_Sec01234_q1q2q3_20230327

s2aq6: Is (NAME) still in school?

Information [Type= discrete] [Format=numeric] [Range= 1-2] [Missing=*]

Statistics [NW/ W] [Valid=56285 /-] [Invalid=103402 /-]

Value	Label	Cases	Percentage
1	Yes	55387	98.4%
2	No	898	1.6%
Sysmiss		103402	

Warning: these figures indicate the number of cases found in the data file. They cannot be interpreted as summary statistics of the population of interest.

s2aq7: Is the school (Name) attending Private or Public?

Information [Type= discrete] [Format=numeric] [Range= 1-3] [Missing=*]

Statistics [NW/ W] [Valid=55390 /-] [Invalid=104297 /-]

Value	Label	Cases	Percentage
1	Public	39798	71.9%
2	Private religious	4709	8.5%
3	Private non-religious	10883	19.6%
Sysmiss		104297	

Warning: these figures indicate the number of cases found in the data file. They cannot be interpreted as summary statistics of the population of interest.

s2aq8a: By what means does (NAME) usually go to and from school? - From

Information [Type= discrete] [Format=numeric] [Range= 0-28] [Missing=*]

Statistics [NW/ W] [Valid=55388 /-] [Invalid=104299 /-]

Value	Label	Cases	Percentage
0	Boarding House	5113	9.2%
1	Public (Taxi)	1207	2.2%
2	Public (trotro)	1378	2.5%
3	Public (bus)	140	0.3%
4	Bus (Metro bus)	45	0.1%
5	Train	0	
6	Boat/ferry/canoe	20	0.0%
7	School bus	2405	4.3%
8	Private car	686	1.2%
9	Motor Cycle	1842	3.3%
10	Bicycle	1107	2.0%
11	On foot	41261	74.5%
12	Tricycle	147	0.3%
28	Other, specify	37	0.1%
Sysmiss		104299	

Warning: these figures indicate the number of cases found in the data file. They cannot be interpreted as summary statistics of the population of interest.

s2aq8ao: Other Specify

Information [Type= discrete] [Format=character] [Missing=*]

Statistics [NW/ W] [Valid=34 /-] [Invalid=0 /-]

Value	Label	Cases	Percentage
BICYCLE		1	2.9%
BOATS		1	2.9%

File : AHIES2022_Sec01234_q1q2q3_20230327

s2aq8a0: Other Specify

Value	Label	Cases	Percentage
COMPANY BUS		1	2.9%
DISTANCE LEARNING		1	2.9%
HALL		2	5.9%
HOSTLE		2	5.9%
HUSTEL		2	5.9%
HUSTLE		2	5.9%
KANDOO		3	8.8%
MOTORIZED RICKSHAW		1	2.9%
NO MORE LOVING WITH HER		1	2.9%
ONLINE		3	8.8%
ONLINE COURSE		3	8.8%
PRAGIYAA		1	2.9%
PRAGYA		4	11.8%
RENTED APARTMENT		2	5.9%
TROTRO		1	2.9%
WITHIN HABITAT		3	8.8%

Warning: these figures indicate the number of cases found in the data file. They cannot be interpreted as summary statistics of the population of interest.

s2aq8b: By what means does (NAME) usually go to and from school? - To

Information	[Type= discrete] [Format=numeric] [Range= 0-28] [Missing=*]
Statistics [NW/ W]	[Valid=60202 /-] [Invalid=99485 /-]

Value	Label	Cases	Percentage
0	Boarding House	6165	10.2%
1	Public (Taxi)	1247	2.1%
2	Public (trotro)	1516	2.5%
3	Public (bus)	168	0.3%
4	Bus (Metro bus)	47	0.1%
5	Train	2	0.0%
6	Boat/ferry/canoe	18	0.0%
7	School bus	2596	4.3%
8	Private car	640	1.1%
9	Motor Cycle	1874	3.1%
10	Bicycle	1191	2.0%
11	On foot	44521	74.0%
12	Tricycle	5	0.0%
28	Other, specify	212	0.4%
Sysmiss		99485	

Warning: these figures indicate the number of cases found in the data file. They cannot be interpreted as summary statistics of the population of interest.

File : AHIES2022_Sec01234_q1q2q3_20230327

s2aq8bo: Other Specify

Information [Type= discrete] [Format=character] [Missing=*]

Statistics [NW/ W] [Valid=260 /-] [Invalid=0 /-]

Value	Label	Cases	Percentage
0		1	0.4%
1		2	0.8%
5		2	0.8%
BICYCLE		1	0.4%
BOARDING HOUSE		2	0.8%
BOARDING SCHOOL		2	0.8%
BY THE FATHER		2	0.8%
CARRIED BY HIS BROTHER ON FOOT PATH		2	0.8%
CARRY BY PARENT		4	1.5%
COMPANY BUS		1	0.4%
DISTANCE LEARNING		1	0.4%
DON'T KNOW		1	0.4%
DRIVE HERSELF		2	0.8%
HO		2	0.8%
HOSTEL		63	24.2%
HOSTLE		1	0.4%
KANDOO		3	1.2%
MAHAMA (KAMBOO)		2	0.8%
MOTORIZED RICKSHAW		1	0.4%
MY THE MOTHER		2	0.8%
OKADA		2	0.8%
ONLINE		4	1.5%
ONLINE COURSE		3	1.2%
ONLINE STUDIES		1	0.4%
PARENT CARRY HIM BACK HOME		2	0.8%
PARENT CARRY HIM TO SCHOOL		2	0.8%
PRAGEA		6	2.3%
PRAGIA		15	5.8%

File : AHIES2022_Sec01234_q1q2q3_20230327

s2aq8bo: Other Specify

Value	Label	Cases	Percentage
PRAGIA TRICYCLE		2	0.8%
PRAGYA		3	1.2%
PRIVATE HOSTEL		1	0.4%
PUBLIC TRICYCLE		2	0.8%
SCHOOL HOSTEL		2	0.8%
TRICYCE		1	0.4%
TRICYCLE		87	33.5%
TRICYCLE (PRAGIA)		2	0.8%
TRICYCLE (PRAGIA)		4	1.5%
TRICYCLE (MAHAMA KAMBOO)		2	0.8%
TRICYCLE (PRAGIA)		5	1.9%
TRICYCLE (PRAGYA)		2	0.8%
TRICYCLE (YELLOW YELLOW)		1	0.4%
TRICYCLE MAHAMA KAMBOO		2	0.8%
TRICYCLE OKADA		3	1.2%
TRICYCLE POPULARLY KNOW AS 'MAHAMA CAN DO		1	0.4%
TRICYCLE POPULARY KNOWN AS 'MAHAMA CAN DO'		1	0.4%
TRICYCLE(PRA		2	0.8%
TRICYCLE(OKA		2	0.8%
TROTRO		1	0.4%
UBBER		2	0.8%

Warning: these figures indicate the number of cases found in the data file. They cannot be interpreted as summary statistics of the population of interest.

s2aq9a: How much time does (NAME) spend going to and from school daily? Hours

Information	[Type= discrete] [Format=numeric] [Range= 0-8] [Missing=*]		
Statistics [NW/ W]	[Valid=55387 /-] [Invalid=104300 /-] [Mean=0.296 /-] [StdDev=0.635 /-]		
Value	Label	Cases	Percentage
0		42874	77.4%

File : AHIES2022_Sec01234_q1q2q3_20230327

s2aq9a: How much time does (NAME) spend going to and from school daily? Hours

Value	Label	Cases	Percentage
1		9672	17.5%
2		2139	3.9%
3		447	0.8%
4		212	0.4%
5		8	0.0%
6		29	0.1%
7		4	0.0%
8		2	0.0%
Sysmiss		104300	

Warning: these figures indicate the number of cases found in the data file. They cannot be interpreted as summary statistics of the population of interest.

s2aq9b: How much time does (NAME) spend going to and from school daily? Minutes

Information	[Type= continuous] [Format=numeric] [Range= 0-60] [Missing=*]
Statistics [NW/ W]	[Valid=51966 /-] [Invalid=107721 /-] [Mean=19.375 /-] [StdDev=14.089 /-]

s2aq10: Indicate which of the following you spent on:

Information	[Type= discrete] [Format=character] [Missing=*]
Statistics [NW/ W]	[Valid=56437 /-] [Invalid=0 /-]

s2aq11a1: Application_form

Information	[Type= continuous] [Format=numeric] [Range= 0-2000] [Missing=*]
Statistics [NW/ W]	[Valid=137 /-] [Invalid=159550 /-] [Mean=92.905 /-] [StdDev=249.435 /-]

# s2aq11a2: Tution_Fee	
Information	[Type= continuous] [Format=numeric] [Range= 0-176300] [Missing=*]
Statistics [NW/ W]	[Valid=6483 /-] [Invalid=153204 /-] [Mean=412.022 /-] [StdDev=2344.108 /-]
# s2aq11a3: Administrative_Fee	
Information	[Type= continuous] [Format=numeric] [Range= 0-34500] [Missing=*]
Statistics [NW/ W]	[Valid=487 /-] [Invalid=159200 /-] [Mean=475.618 /-] [StdDev=1752.599 /-]
# s2aq11a4: Registration_Fee	
Information	[Type= continuous] [Format=numeric] [Range= 0-3600] [Missing=*]
Statistics [NW/ W]	[Valid=551 /-] [Invalid=159136 /-] [Mean=135.829 /-] [StdDev=337.295 /-]
# s2aq11a5: Sports Fee	
Information	[Type= continuous] [Format=numeric] [Range= 0-900] [Missing=*]
Statistics [NW/ W]	[Valid=745 /-] [Invalid=158942 /-] [Mean=15.444 /-] [StdDev=49.726 /-]
# s2aq11a6: Medical Fee	
Information	[Type= continuous] [Format=numeric] [Range= 1-800] [Missing=*]
Statistics [NW/ W]	[Valid=187 /-] [Invalid=159500 /-] [Mean=78.15 /-] [StdDev=121.082 /-]
# s2aq11a7: Uniform Cost	
Information	[Type= continuous] [Format=numeric] [Range= 0-2100] [Missing=*]
Statistics [NW/ W]	[Valid=6731 /-] [Invalid=152956 /-] [Mean=69.782 /-] [StdDev=70.425 /-]
# s2aq11a8: Cadet Uniform Cost	
Information	[Type= continuous] [Format=numeric] [Range= 0-120] [Missing=*]
Statistics [NW/ W]	[Valid=17 /-] [Invalid=159670 /-] [Mean=43.529 /-] [StdDev=40.38 /-]
# s2aq11a9: Change Over Dress Cost	
Information	[Type= continuous] [Format=numeric] [Range= 10-340] [Missing=*]
Statistics [NW/ W]	[Valid=200 /-] [Invalid=159487 /-] [Mean=50.255 /-] [StdDev=45.949 /-]
# s2aq11a10: PTA Dues	
Information	[Type= continuous] [Format=numeric] [Range= 0-900] [Missing=*]
Statistics [NW/ W]	[Valid=8712 /-] [Invalid=150975 /-] [Mean=18.969 /-] [StdDev=31.145 /-]
# s2aq11a11: Exercise Books Cost	
Information	[Type= continuous] [Format=numeric] [Range= 0-2600] [Missing=*]
Statistics [NW/ W]	[Valid=18843 /-] [Invalid=140844 /-] [Mean=30.072 /-] [StdDev=52.687 /-]
# s2aq11a12: Text Books Cost	
Information	[Type= continuous] [Format=numeric] [Range= 0-3000] [Missing=*]
Statistics [NW/ W]	[Valid=8549 /-] [Invalid=151138 /-] [Mean=101.962 /-] [StdDev=133.129 /-]
# s2aq11a13: Toiletries/Utilities Fees	
Information	[Type= continuous] [Format=numeric] [Range= 0-1000] [Missing=*]
Statistics [NW/ W]	[Valid=2849 /-] [Invalid=156838 /-] [Mean=27.093 /-] [StdDev=48.196 /-]
# s2aq11a14: School Supplies Cost	
Information	[Type= continuous] [Format=numeric] [Range= 0-1500] [Missing=*]
Statistics [NW/ W]	[Valid=11826 /-] [Invalid=147861 /-] [Mean=11.098 /-] [StdDev=32.768 /-]

# s2aq11a15: Transportation Cost	
Information	[Type= continuous] [Format=numeric] [Range= 0-2250] [Missing=*]
Statistics [NW/ W]	[Valid=1846 /-] [Invalid=157841 /-] [Mean=196.343 /-] [StdDev=209.964 /-]
# s2aq11a16: Cost of Food at School	
Information	[Type= continuous] [Format=numeric] [Range= 0-4500] [Missing=*]
Statistics [NW/ W]	[Valid=14012 /-] [Invalid=145675 /-] [Mean=186.08 /-] [StdDev=185.698 /-]
# s2aq11a17: School Accomodation Cost	
Information	[Type= continuous] [Format=numeric] [Range= 0-4200] [Missing=*]
Statistics [NW/ W]	[Valid=361 /-] [Invalid=159326 /-] [Mean=1154.914 /-] [StdDev=982.499 /-]
# s2aq11a18: School Extra Classes Cost	
Information	[Type= continuous] [Format=numeric] [Range= 0-1200] [Missing=*]
Statistics [NW/ W]	[Valid=3088 /-] [Invalid=156599 /-] [Mean=69.63 /-] [StdDev=85.822 /-]
# s2aq11a19: Private Extra Classes Cost	
Information	[Type= continuous] [Format=numeric] [Range= 0-3000] [Missing=*]
Statistics [NW/ W]	[Valid=272 /-] [Invalid=159415 /-] [Mean=170.934 /-] [StdDev=278.135 /-]
# s2aq11a20: Printing Fee	
Information	[Type= continuous] [Format=numeric] [Range= 0-1200] [Missing=*]
Statistics [NW/ W]	[Valid=4936 /-] [Invalid=154751 /-] [Mean=13.743 /-] [StdDev=37.908 /-]
# s2aq11a21: School Development Levy	
Information	[Type= continuous] [Format=numeric] [Range= 0-2500] [Missing=*]
Statistics [NW/ W]	[Valid=700 /-] [Invalid=158987 /-] [Mean=34.382 /-] [StdDev=136.93 /-]
# s2aq11a22: Graduation Fee	
Information	[Type= continuous] [Format=numeric] [Range= 0-1015] [Missing=*]
Statistics [NW/ W]	[Valid=201 /-] [Invalid=159486 /-] [Mean=65.697 /-] [StdDev=136.664 /-]
# s2aq11a23: Teachers Appreciation Fee	
Information	[Type= continuous] [Format=numeric] [Range= 0-350] [Missing=*]
Statistics [NW/ W]	[Valid=838 /-] [Invalid=158849 /-] [Mean=26.364 /-] [StdDev=35.948 /-]
# s2aq11a24: In-Kind Expenses	
Information	[Type= continuous] [Format=numeric] [Range= 0-1365] [Missing=*]
Statistics [NW/ W]	[Valid=495 /-] [Invalid=159192 /-] [Mean=68.552 /-] [StdDev=167.658 /-]
# s2aq11a25: Our Day Levy	
Information	[Type= continuous] [Format=numeric] [Range= 0-200] [Missing=*]
Statistics [NW/ W]	[Valid=671 /-] [Invalid=159016 /-] [Mean=22.127 /-] [StdDev=21.51 /-]
# s2aq11a26: Other expense 1	
Information	[Type= continuous] [Format=numeric] [Range= 0-4300] [Missing=*]
Statistics [NW/ W]	[Valid=1639 /-] [Invalid=158048 /-] [Mean=77.112 /-] [StdDev=227.55 /-]
# s2aq11a27: Other expense 2	
Information	[Type= continuous] [Format=numeric] [Range= 2-1600] [Missing=*]
Statistics [NW/ W]	[Valid=232 /-] [Invalid=159455 /-] [Mean=79.396 /-] [StdDev=190 /-]

# s2aq11a28: Other expense 3			
Information	[Type= continuous] [Format=numeric] [Range= 5-300] [Missing=*]		
Statistics [NW/ W]	[Valid=34 /-] [Invalid=159653 /-] [Mean=68.559 /-] [StdDev=77.361 /-]		
# s2aq11a26o: How much did you spend on?? Other 1			
Information	[Type= discrete] [Format=character] [Missing=*]		
Statistics [NW/ W]	[Valid=1665 /-] [Invalid=0 /-]		
Value	Label	Cases	Percentage
0		42	2.5%
00		36	2.2%
000		3	0.2%
1		3	0.2%
10		15	0.9%
100		2	0.1%
12		2	0.1%
120		3	0.2%
121.60		2	0.1%
1400		2	0.1%
15		8	0.5%
150		8	0.5%
170		2	0.1%
2		4	0.2%
2 pairs of shoes		4	0.2%
20		1	0.1%
24		2	0.1%
25		1	0.1%
250		4	0.2%
3		2	0.1%
30		2	0.1%
300		2	0.1%
5		1	0.1%
50		2	0.1%
5gh daily payment		2	0.1%
600		1	0.1%
65		1	0.1%
68		1	0.1%
6th march students cost		1	0.1%
7		2	0.1%
700		2	0.1%
90		4	0.2%
900		2	0.1%
Arrears		2	0.1%
BCEC REGISTRATION		1	0.1%
BOWL		2	0.1%
Broom		2	0.1%

s2aq11a26o: How much did you spend on?? Other 1

Value	Label	Cases	Percentage
CHOP BOX AND MATRESS		1	0.1%
Chair		2	0.1%
Contribution for gateman		2	0.1%
D1 and D2 book		2	0.1%
Departmental Dues		2	0.1%
Desk for school		1	0.1%
Drawing Board		2	0.1%
EXAM FEE		3	0.2%
EXAMINATION FEE		6	0.4%
EXCURSION		2	0.1%
Exam fee		1	0.1%
Examination fee		2	0.1%
Examination fees		6	0.4%
Exams Fee		2	0.1%
Exams cee		1	0.1%
Exams fee		18	1.1%
Exams fees		2	0.1%
Expenses		2	0.1%
FURNITURE (CLASSROOM DESK)		2	0.1%
Fees		2	0.1%
Food items		1	0.1%
Furniture		1	0.1%
Furniture (Clasroom Desk)		1	0.1%
Hand Out		1	0.1%
Handouts		1	0.1%
Internet Wifi Charges		2	0.1%
Labcoat		2	0.1%
MOCK FEE		2	0.1%
MOUTH WASH		6	0.4%
Maintenance		1	0.1%
Mathematical set		1	0.1%
Mattress		2	0.1%
May fee		2	0.1%
Mock fees		1	0.1%
N/A		37	2.2%
NONE		44	2.6%
NOTE BOOK		2	0.1%
Note 1		1	0.1%

s2aq11a26o: How much did you spend on?? Other 1

Value	Label	Cases	Percentage
Note book		5	0.3%
Notebook		17	1.0%
Notebooks		6	0.4%
Nothing paid for at the moment		2	0.1%
Our Day expenses		2	0.1%
PERSONAL UPKEEP		2	0.1%
PLASTIC CHAIR		2	0.1%
PRACTICAL BILLS		1	0.1%
PRACTICAL FEES		1	0.1%
Passport picture		2	0.1%
Pocket Money		3	0.2%
Pocket money		17	1.0%
Practicals		2	0.1%
Registration fee		1	0.1%
SCHOOL BAG		2	0.1%
SCHOOL BAG		34	2.0%
SCHOOL FEES		8	0.5%
SCHOOL SANDALS		3	0.2%
SHOES		4	0.2%
SRC		2	0.1%
SRC DUCE		2	0.1%
SRC FEES		2	0.1%
Sandals		3	0.2%
School Bag		2	0.1%
School Bus		2	0.1%
School Chair		1	0.1%
School Shoes		1	0.1%
School bag		3	0.2%
Security fee		4	0.2%
Shoe		2	0.1%
Shoes		8	0.5%
Shool bag		2	0.1%
Slate		1	0.1%
Slate (writing board)		2	0.1%
Snack		1	0.1%
Snacks for school		2	0.1%
Stipend		1	0.1%
TMF		6	0.4%
Table and chair		2	0.1%

s2aq11a26o: How much did you spend on?? Other 1

Value	Label	Cases	Percentage
Up keep		2	0.1%
WACE practical		1	0.1%
Watchman fee		3	0.2%
Writing book		2	0.1%
a pair of shoes		2	0.1%
assemblies day		2	0.1%
bag		9	0.5%
bag and shoes		2	0.1%
bags and bowl		1	0.1%
bece exams fees		1	0.1%
belt		1	0.1%
borehole charges		6	0.4%
bought nothing		2	0.1%
bowl		3	0.2%
building fee		2	0.1%
bus and canteen fee		1	0.1%
bus fee		3	0.2%
calculater		2	0.1%
calculator		1	0.1%
canteen		1	0.1%
canteen fee		1	0.1%
career day		2	0.1%
career training		1	0.1%
chair		9	0.5%
chair cost		3	0.2%
chair fee		5	0.3%
chairs		8	0.5%
chalk		2	0.1%
chalk slate		2	0.1%
chop box		1	0.1%
chop money		4	0.2%
chop money and provisions		1	0.1%
class test fee		1	0.1%
computer		2	0.1%
computer fee		12	0.7%
computer fees		5	0.3%
computer level		2	0.1%
contribution to teacher		1	0.1%
contribution to teachers		1	0.1%
cooking utensils		1	0.1%
cost of thesis		2	0.1%
craft		2	0.1%

s2aq11a26o: How much did you spend on?? Other 1

Value	Label	Cases	Percentage
daily pocket money		28	1.7%
daily stipend		54	3.2%
data		2	0.1%
department fee		1	0.1%
department fees		1	0.1%
desk		7	0.4%
desks		1	0.1%
did not pay anything		8	0.5%
drawing		2	0.1%
drawing and writing book		2	0.1%
drinks and biscuits for school		2	0.1%
electricity		1	0.1%
entertainment fee		2	0.1%
exam fee		8	0.5%
examination fee		1	0.1%
examination fee		9	0.5%
exams fee		23	1.4%
exams fees		12	0.7%
excursion		2	0.1%
excursion fee		1	0.1%
external mock fee		2	0.1%
extra classes		2	0.1%
feeding		4	0.2%
feeding fee		7	0.4%
field practice		2	0.1%
file		3	0.2%
foods		1	0.1%
footwear		3	0.2%
footwear and socks		1	0.1%
for pictures		1	0.1%
games		1	0.1%
grocery		1	0.1%
handouts		6	0.4%
headset		2	0.1%
holiday assignment		4	0.2%
home economics practical		2	0.1%
home economics practicals		4	0.2%
hostel		2	0.1%

s2aq11a26o: How much did you spend on?? Other 1

Value	Label	Cases	Percentage
house affiliation fee		2	0.1%
house dues		4	0.2%
house keeping money		1	0.1%
light		4	0.2%
light bill		4	0.2%
lunch box		1	0.1%
maintenance fees		1	0.1%
mathematical set		4	0.2%
mattress		1	0.1%
mob bowl		1	0.1%
mock fee		10	0.6%
mock fees		3	0.2%
money for chair		1	0.1%
money for food		1	0.1%
money for morning food		1	0.1%
money for provision at sch		1	0.1%
morning food		1	0.1%
my first copy and drawing book		2	0.1%
my first copy book		3	0.2%
my third copy book		2	0.1%
none		41	2.5%
not		2	0.1%
note book		1	0.1%
note books		3	0.2%
notebook		47	2.8%
notebooks		6	0.4%
nothing		8	0.5%
nothing paid		2	0.1%
offering		2	0.1%
other school expenditure		1	0.1%
our day expenses		28	1.7%
pamphlet		2	0.1%
pass questions		2	0.1%
passport fee		4	0.2%
passport picture for registration		2	0.1%
pencil		4	0.2%
phone		1	0.1%
picture		2	0.1%

s2aq11a26o: How much did you spend on?? Other 1

Value	Label	Cases	Percentage
picture fee		1	0.1%
plastic chair for school		1	0.1%
pocket money		84	5.0%
pocket money for food		1	0.1%
pocket money for school		4	0.2%
practical		2	0.1%
practical UTENSILS		1	0.1%
practical fee		4	0.2%
practical fees		5	0.3%
practical items		2	0.1%
practicals		8	0.5%
printing of Slades		2	0.1%
project fee		2	0.1%
project work		4	0.2%
projector		1	0.1%
provision		2	0.1%
provisions		12	0.7%
provisions and other required items		2	0.1%
provisions and src dues		2	0.1%
report card		1	0.1%
respondents did not pay anything in the past		2	0.1%
sandals		86	5.2%
sanitation fee		1	0.1%
sboe		1	0.1%
school badge		2	0.1%
school bag		50	3.0%
school bag and shoe		2	0.1%
school building contribution		8	0.5%
school bus		1	0.1%
school bus fee		1	0.1%
school chair		1	0.1%
school compound repairs		1	0.1%
school damages		2	0.1%
school fee		2	0.1%
school fees		2	0.1%

s2aq11a26o: How much did you spend on?? Other 1

Value	Label	Cases	Percentage
school footwear		1	0.1%
school games		1	0.1%
school items		1	0.1%
school jubilee levy		2	0.1%
school sandals		35	2.1%
school shoe and bag		1	0.1%
science practicals		2	0.1%
scientific calculator		2	0.1%
security fee		2	0.1%
security fee or watchman fee		2	0.1%
security fees		1	0.1%
shoe		40	2.4%
shoes		34	2.0%
shoes and bag		2	0.1%
shoes for school		2	0.1%
shoes, socks and bags		2	0.1%
shool bag		1	0.1%
sketch pad		2	0.1%
slate		27	1.6%
snack		1	0.1%
snack and provisions		2	0.1%
snacks		1	0.1%
spent nothing		2	0.1%
stipend		3	0.2%
support levy		1	0.1%
sàndals		2	0.1%
table and chair		9	0.5%
terminal report fee		1	0.1%
transportation		2	0.1%
truck		1	0.1%
up keep		4	0.2%
up keep money		4	0.2%
upkeep		2	0.1%
upkeep money		2	0.1%
upkeep money		2	0.1%
volunteers teachers fee		22	1.3%
watchan fee		2	0.1%
watchman		2	0.1%
watchman fee		65	3.9%

s2aq11a26o: How much did you spend on?? Other 1

Value	Label	Cases	Percentage
watchman fees		2	0.1%
water levy		1	0.1%
water bill		4	0.2%
water levy		5	0.3%
welfare		2	0.1%
work book		2	0.1%
writing books		2	0.1%
writing book		2	0.1%
writing book and my first copy		2	0.1%
writing books(G)		2	0.1%
writting book		4	0.2%

Warning: these figures indicate the number of cases found in the data file. They cannot be interpreted as summary statistics of the population of interest.

s2aq11a27o: How much did you spend on?? Other 2

Information [Type= discrete] [Format=character] [Missing=*]

Statistics [NW/ W] [Valid=237 /-] [Invalid=0 /-]

Value	Label	Cases	Percentage
10		1	0.4%
2 pairs of shoes		2	0.8%
20		4	1.7%
5		1	0.4%
50		2	0.8%
CANTEEN		2	0.8%
Chair		2	0.8%
Exams Fee		2	0.8%
Handouts		1	0.4%
Laptop		2	0.8%
Maintenance and Stores		2	0.8%
Mathematical set		3	1.3%
Note 3		1	0.4%
Notebook		1	0.4%
Pocket Money		1	0.4%
Pocket money		2	0.8%
Provisions and stipend		1	0.4%
SCHOOL BAG		6	2.5%
SCHOOL SANDALS		1	0.4%
SHOES		6	2.5%
SOCKS		4	1.7%
Sandals		2	0.8%
School Bag		2	0.8%
School Sandals		1	0.4%
Shoes		6	2.5%
Slate		2	0.8%

s2aq11a27o: How much did you spend on?? Other 2

Value	Label	Cases	Percentage
Trunk		2	0.8%
bag		16	6.8%
bags		2	0.8%
bed		2	0.8%
calculator		2	0.8%
canteen fee		1	0.4%
chair		4	1.7%
chalk		1	0.4%
chop box		1	0.4%
computer fee		2	0.8%
computer fees		1	0.4%
computer levy		1	0.4%
daily pocket money		8	3.4%
daily stipend		18	7.6%
examination fees		2	0.8%
feeding bottle		1	0.4%
feeding bowls		2	0.8%
fundraising		2	0.8%
laptop purchased		1	0.4%
mathset		2	0.8%
mock fee		2	0.8%
money for paint		1	0.4%
money for practicals at school		1	0.4%
money for school		1	0.4%
my first copy book		2	0.8%
note books		3	1.3%
notebook		1	0.4%
notebooks		1	0.4%
our day expenses		2	0.8%
pictures		1	0.4%
pocket money		2	0.8%
provisions		2	0.8%
sandal		1	0.4%
sandals		19	8.0%
school bag		2	0.8%
school bag		24	10.1%
school bags		2	0.8%
school pocket money		2	0.8%
school sandals		3	1.3%
school upkeep money		2	0.8%

s2aq11a27o: How much did you spend on?? Other 2

Value	Label	Cases	Percentage
shoe		7	3.0%
shoes		4	1.7%
slate		2	0.8%
slate for writing		1	0.4%
socks		6	2.5%
standard student chair and table		2	0.8%
table and chair		2	0.8%
tools		2	0.8%
trunk		2	0.8%
upkeep money		1	0.4%
water		2	0.8%
water bottle		1	0.4%

Warning: these figures indicate the number of cases found in the data file. They cannot be interpreted as summary statistics of the population of interest.

s2aq11a28o: How much did you spend on?? Other 3

Information	[Type= discrete] [Format=character] [Missing=*]
Statistics [NW/ W]	[Valid=34 /-] [Invalid=0 /-]

Value	Label	Cases	Percentage
15		2	5.9%
Chop box		1	2.9%
Chopbox		2	5.9%
Electric Dry Iron		2	5.9%
NOTE BOOKS		2	5.9%
Note book		2	5.9%
Pocket money		1	2.9%
School Table		2	5.9%
WATCH		2	5.9%
card board		1	2.9%
daily pocket money		2	5.9%
daily stipend		2	5.9%
mathematical set		1	2.9%
mattress		1	2.9%
pocket money		1	2.9%
poly tank		1	2.9%
shoe		2	5.9%
socks		3	8.8%
src		2	5.9%
water bottle and bowl		2	5.9%

Warning: these figures indicate the number of cases found in the data file. They cannot be interpreted as summary statistics of the population of interest.

s2aq11a29: Lump Sum

Information	[Type= continuous] [Format=numeric] [Range= 0-30000] [Missing=*]
Statistics [NW/ W]	[Valid=29157 /-] [Invalid=130530 /-] [Mean=514.221 /-] [StdDev=981.295 /-]

s2aq12: Who paid for most of (NAME?S) the educational expenses?

Information [Type= discrete] [Format=numeric] [Range= 0-9] [Missing=*]

Statistics [NW/ W] [Valid=56429 /-] [Invalid=103258 /-]

Value	Label	Cases	Percentage
0	Spouse	90	0.2%
1	Father	29201	51.7%
2	Mother	10937	19.4%
3	Both parents	9185	16.3%
4	Other relative.(HH member)	5000	8.9%
5	Other relative.(Non-HH member)	1284	2.3%
6	Non relative.(HH member)	151	0.3%
7	Non relative.(Non HH member)	88	0.2%
8	Self	395	0.7%
9	Other (specify)	98	0.2%
Sysmiss		103258	

Warning: these figures indicate the number of cases found in the data file. They cannot be interpreted as summary statistics of the population of interest.

s2aq12o: Other Specify

Information [Type= discrete] [Format=character] [Missing=*]

Statistics [NW/ W] [Valid=164 /-] [Invalid=0 /-]

Value	Label	Cases	Percentage
0		20	12.2%
AN NGO(COMPASS		2	1.2%
AUNTIE		4	2.4%
BOTH SPOUSE		1	0.6%
BROTHER		4	2.4%
BROTHERS NOT HOUSEHOLD MEMBERS		1	0.6%
BUSARY		1	0.6%
CHURCH		1	0.6%
COMPASSION FOUNDATION		2	1.2%
COMPASSION N.G.O		1	0.6%
COMPASSION NGO		2	1.2%
FATHER		2	1.2%
FATHER OF MALVIN AKIAFI		2	1.2%
FREE EDUCATION		2	1.2%
GRA		2	1.2%
GRAN		2	1.2%
GRAND FATHER		3	1.8%
GRANDFATHER		5	3.0%

s2aq12o: Other Specify

Value	Label	Cases	Percentage
GRANDMOTHE		43	26.2%
GRANDPARENT		2	1.2%
GRANDPARENT		12	7.3%
GRNDFATHER		2	1.2%
GROUND FATHER		2	1.2%
GUARDIAN		2	1.2%
HEAVEN NTI CHURCH		2	1.2%
HELP FROM CHURCH		2	1.2%
HERSELF AND SPOUSE		1	0.6%
HIMSELF		2	1.2%
HOUSEHOLD HEAD		6	3.7%
HUSBAND		2	1.2%
KYEREWAA FAUSTINA		2	1.2%
ME HER GRANDMOTHE		2	1.2%
MOTHER NOT HOUSEHOLD MEMBER		1	0.6%
NA		10	6.1%
NOT APPLICABLE		4	2.4%
PAID BY HIMSELF		2	1.2%
SHARED BETWEEN HEAD AND WARD		2	1.2%
SISTER		2	1.2%
THE HEAD		4	2.4%

Warning: these figures indicate the number of cases found in the data file. They cannot be interpreted as summary statistics of the population of interest.

s2aq13: Did (NAME) receive a scholarship/ bursary during the past 3 months?

Information	[Type= discrete] [Format=numeric] [Range= 1-9] [Missing=*]
Statistics [NW/ W]	[Valid=56429 /-] [Invalid=103258 /-]

Value	Label	Cases	Percentage
1	Yes, government	67	0.1%
2	Yes, Int. organization	3	0.0%
3	Yes, NGO	31	0.1%
4	Yes, Religious institution	20	0.0%
5	Yes, school	20	0.0%
6	Yes, employer	3	0.0%
7	Yes, Private individual	10	0.0%
8	Other (specify)	5	0.0%
9	No	56270	99.7%

# s2aq13: Did (NAME) receive a scholarship/ bursary during the past 3 months?			
Value	Label	Cases	Percentage
System		103258	
<i>Warning: these figures indicate the number of cases found in the data file. They cannot be interpreted as summary statistics of the population of interest.</i>			
# s2aq13o: Other Specify			
Information	[Type= discrete] [Format=character] [Missing=*]		
Statistics [NW/ W]	[Valid=10 /-] [Invalid=0 /-]		
Value	Label	Cases	Percentage
7		2	20.0%
CAMFED		2	20.0%
FREE EDUCATION		4	40.0%
GOOD SAMATRITAN		2	20.0%
<i>Warning: these figures indicate the number of cases found in the data file. They cannot be interpreted as summary statistics of the population of interest.</i>			
# s2aq14: What was the amount of (NAME?S) scholarship/ bursary received for the past 3 mon			
Information	[Type= continuous] [Format=numeric] [Range= 0-5887] [Missing=*]		
Statistics [NW/ W]	[Valid=219 /-] [Invalid=159468 /-] [Mean=498.991 /-] [StdDev=998.79 /-]		
# s2aq15: Is (NAME) currently receiving any of these training?			
Information	[Type= discrete] [Format=character] [Missing=*]		
Statistics [NW/ W]	[Valid=82743 /-] [Invalid=0 /-]		
Value	Label	Cases	Percentage
A		5	0.0%
ABDEFI		1	0.0%
AF		1	0.0%
BCDJ		1	0.0%
BDF		2	0.0%
BDFG		1	0.0%
BGL		1	0.0%
C		1	0.0%
CDG		1	0.0%
CF		1	0.0%
CJ		3	0.0%
CZ		1	0.0%
D		95	0.1%
DF		1	0.0%
E		1	0.0%
F		23	0.0%
G		3	0.0%
GI		1	0.0%
H		5	0.0%
I		14	0.0%
J		48	0.1%
K		16	0.0%
L		29	0.0%
Z		82488	99.7%

# s2aq15: Is (NAME) currently receiving any of these training?			
<i>Warning: these figures indicate the number of cases found in the data file. They cannot be interpreted as summary statistics of the population of interest.</i>			
# s2aq15a: Clerical			
Information	[Type= discrete] [Format=numeric] [Range= 0-2] [Missing=*]		
Statistics [NW/ W]	[Valid=9 /-] [Invalid=159678 /-]		
Value	Label	Cases	Percentage
0	No	0	
1	Yes	9	100.0%
2	No	0	
Sysmiss		159678	
<i>Warning: these figures indicate the number of cases found in the data file. They cannot be interpreted as summary statistics of the population of interest.</i>			
# s2aq15b: Managerial			
Information	[Type= discrete] [Format=numeric] [Range= 0-2] [Missing=*]		
Statistics [NW/ W]	[Valid=10 /-] [Invalid=159677 /-]		
Value	Label	Cases	Percentage
0	No	0	
1	Yes	10	100.0%
2	No	0	
Sysmiss		159677	
<i>Warning: these figures indicate the number of cases found in the data file. They cannot be interpreted as summary statistics of the population of interest.</i>			
# s2aq15c: Data Science			
Information	[Type= discrete] [Format=numeric] [Range= 0-2] [Missing=*]		
Statistics [NW/ W]	[Valid=9 /-] [Invalid=159678 /-]		
Value	Label	Cases	Percentage
0	No	0	
1	Yes	9	100.0%
2	No	0	
Sysmiss		159678	
<i>Warning: these figures indicate the number of cases found in the data file. They cannot be interpreted as summary statistics of the population of interest.</i>			
# s2aq15d: ICT			
Information	[Type= discrete] [Format=numeric] [Range= 0-2] [Missing=*]		
Statistics [NW/ W]	[Valid=118 /-] [Invalid=159569 /-]		
Value	Label	Cases	Percentage
0	No	0	
1	Yes	118	100.0%
2	No	0	
Sysmiss		159569	
<i>Warning: these figures indicate the number of cases found in the data file. They cannot be interpreted as summary statistics of the population of interest.</i>			
# s2aq15e: Marketing			
Information	[Type= discrete] [Format=numeric] [Range= 0-2] [Missing=*]		
Statistics [NW/ W]	[Valid=7 /-] [Invalid=159680 /-]		
Value	Label	Cases	Percentage
0	No	0	
1	Yes	7	100.0%

# s2aq15e: Marketing			
Value	Label	Cases	Percentage
2	No	0	
Sysmiss		159680	
<i>Warning: these figures indicate the number of cases found in the data file. They cannot be interpreted as summary statistics of the population of interest.</i>			
# s2aq15f: Teaching			
Information	[Type= discrete] [Format=numeric] [Range= 0-2] [Missing=*]		
Statistics [NW/ W]	[Valid=42 /-] [Invalid=159645 /-]		
Value	Label	Cases	Percentage
0	No	0	
1	Yes	42	100.0%
2	No	0	
Sysmiss		159645	
<i>Warning: these figures indicate the number of cases found in the data file. They cannot be interpreted as summary statistics of the population of interest.</i>			
# s2aq15g: Leadership			
Information	[Type= discrete] [Format=numeric] [Range= 0-2] [Missing=*]		
Statistics [NW/ W]	[Valid=10 /-] [Invalid=159677 /-]		
Value	Label	Cases	Percentage
0	No	0	
1	Yes	10	100.0%
2	No	0	
Sysmiss		159677	
<i>Warning: these figures indicate the number of cases found in the data file. They cannot be interpreted as summary statistics of the population of interest.</i>			
# s2aq15h: Medicine			
Information	[Type= discrete] [Format=numeric] [Range= 0-2] [Missing=*]		
Statistics [NW/ W]	[Valid=8 /-] [Invalid=159679 /-]		
Value	Label	Cases	Percentage
0	No	0	
1	Yes	8	100.0%
2	No	0	
Sysmiss		159679	
<i>Warning: these figures indicate the number of cases found in the data file. They cannot be interpreted as summary statistics of the population of interest.</i>			
# s2aq15i: Accounting			
Information	[Type= discrete] [Format=numeric] [Range= 0-2] [Missing=*]		
Statistics [NW/ W]	[Valid=20 /-] [Invalid=159667 /-]		
Value	Label	Cases	Percentage
0	No	0	
1	Yes	20	100.0%
2	No	0	
Sysmiss		159667	
<i>Warning: these figures indicate the number of cases found in the data file. They cannot be interpreted as summary statistics of the population of interest.</i>			
# s2aq15j: Skills/Trade			
Information	[Type= discrete] [Format=numeric] [Range= 0-2] [Missing=*]		
Statistics [NW/ W]	[Valid=142 /-] [Invalid=159545 /-]		

# s2aq15j: Skills/Trade			
Value	Label	Cases	Percentage
0	No	0	
1	Yes	142	100.0%
2	No	0	
Sysmiss		159545	
<i>Warning: these figures indicate the number of cases found in the data file. They cannot be interpreted as summary statistics of the population of interest.</i>			
# s2aq15k: Farming practices			
Information	[Type= discrete] [Format=numeric] [Range= 0-2] [Missing=*]		
Statistics [NW/ W]	[Valid=92 /-] [Invalid=159595 /-]		
Value	Label	Cases	Percentage
0	No	0	
1	Yes	92	100.0%
2	No	0	
Sysmiss		159595	
<i>Warning: these figures indicate the number of cases found in the data file. They cannot be interpreted as summary statistics of the population of interest.</i>			
# s2aq15l: Other training			
Information	[Type= discrete] [Format=numeric] [Range= 0-2] [Missing=*]		
Statistics [NW/ W]	[Valid=52 /-] [Invalid=159635 /-]		
Value	Label	Cases	Percentage
0	No	0	
1	Yes	52	100.0%
2	No	0	
Sysmiss		159635	
<i>Warning: these figures indicate the number of cases found in the data file. They cannot be interpreted as summary statistics of the population of interest.</i>			
# s2aq15z: None			
Information	[Type= discrete] [Format=numeric] [Range= 0-2] [Missing=*]		
Statistics [NW/ W]	[Valid=86004 /-] [Invalid=73683 /-]		
Value	Label	Cases	Percentage
0	No	0	
1	Yes	85927	99.9%
2	No	77	0.1%
Sysmiss		73683	
<i>Warning: these figures indicate the number of cases found in the data file. They cannot be interpreted as summary statistics of the population of interest.</i>			

# s2aq15o: Other specify			
Information		[Type= discrete] [Format=character] [Missing=*]	
Statistics [NW/ W]		[Valid=49 /-] [Invalid=0 /-]	
Value	Label	Cases	Percentage
BIOLOGICAL SCIENCES		1	2.0%
BUSINESS ADMINISTRATI		2	4.1%
BUSINESS ADMINISTRATI		2	4.1%
CARPENTRY		2	4.1%
CLINICAL		2	4.1%
CLINICALS (NURSING		1	2.0%
CLOTHING		2	4.1%
EXTRA CLASSES		2	4.1%
FASHION DESIGN		1	2.0%
FASHION DESIGNING		2	4.1%
FISHING		1	2.0%
FISHING PRACTICE		1	2.0%
GENERAL ART		4	8.2%
HAIRDRESSING		2	4.1%
HOME ECONOMICS		2	4.1%
LEARNING HOW TO BEAK BREAD		2	4.1%
NURSING		8	16.3%
PETTY TRADER(SALT)		2	4.1%
SEAMSTRESS		1	2.0%
TAILORING/ FASHION		2	4.1%
UCMASS		4	8.2%
VISUAL ART		1	2.0%
WELDING		2	4.1%
<i>Warning: these figures indicate the number of cases found in the data file. They cannot be interpreted as summary statistics of the population of interest.</i>			
# s2aq16: How much in all did (NAME) pay for the training in the past 3 months?			
Information		[Type= continuous] [Format=numeric] [Range= 0-9000] [Missing=*]	
Statistics [NW/ W]		[Valid=270 /-] [Invalid=159417 /-] [Mean=796.752 /-] [StdDev=1462.751 /-]	
# s2bq1: Is (Name) an apprentice or has (Name) ever been an apprentice?			
Information		[Type= discrete] [Format=numeric] [Range= 1-3] [Missing=*]	
Statistics [NW/ W]		[Valid=95461 /-] [Invalid=64226 /-]	
Value	Label	Cases	Percentage
1	Yes Currently	4333	4.5%

# s2bq1: Is (Name) an apprentice or has (Name) ever been an apprentice?			
Value	Label	Cases	Percentage
2	Yes, in the past	16736	17.5%
3	No	74392	77.9%
Sysmiss		64226	
<i>Warning: these figures indicate the number of cases found in the data file. They cannot be interpreted as summary statistics of the population of interest.</i>			
# s2bq2a: How long was (is) the apprenticeship? Years			
Information	[Type= discrete] [Format=numeric] [Range= 0-12] [Missing=*]		
Statistics [NW/ W]	[Valid=23104 /-] [Invalid=136583 /-] [Mean=2.598 /-] [StdDev=1.177 /-]		
Value	Label	Cases	Percentage
0		1449	6.3%
1		2632	11.4%
2		3544	15.3%
3		12927	56.0%
4		1734	7.5%
5		607	2.6%
6		99	0.4%
7		42	0.2%
8		27	0.1%
9		7	0.0%
10		28	0.1%
11		2	0.0%
12		6	0.0%
Sysmiss		136583	
<i>Warning: these figures indicate the number of cases found in the data file. They cannot be interpreted as summary statistics of the population of interest.</i>			
# s2bq2b: How long was (is) the apprenticeship? Months			
Information	[Type= discrete] [Format=numeric] [Range= 1-1] [Missing=*]		
Statistics [NW/ W]	[Valid=1551 /-] [Invalid=158136 /-] [Mean=1 /-] [StdDev=0 /-]		
Value	Label	Cases	Percentage
1		1551	100.0%
Sysmiss		158136	
<i>Warning: these figures indicate the number of cases found in the data file. They cannot be interpreted as summary statistics of the population of interest.</i>			
# s2bq3a: What is the main trade (NAME) is learning or learnt? Trade			
Information	[Type= discrete] [Format=character] [Missing=*]		
Statistics [NW/ W]	[Valid=22994 /-] [Invalid=0 /-]		
# s2bq3b: Trade Code			
Information	[Type= discrete] [Format=numeric] [Range= 11-140] [Missing=*]		
Statistics [NW/ W]	[Valid=23070 /-] [Invalid=136617 /-]		
Value	Label	Cases	Percentage
11	Chop Bar/Catering/Restaurants/Kitchen Workers	255	1.1%
12	Confectionery (Bread/Cakes/Bofrot etc.)	608	2.6%
13	Beverage Service (Cocoa/Tea/Ice Cream/Yoghurt etc)	6	0.0%
14	Ice water/Sachet Water/Pure water	6	0.0%
15	Food Processing/Edible Oil/ Palm Oil/Coconut Oil/ Shea Butte	64	0.3%

s2bq3b: Trade Code

Value	Label	Cases	Percentage
16	Akpeteshie/Pito/Ahei Distillery	11	0.0%
21	Traditional Birth Attendant/Wanzam	3	0.0%
22	Herbalist/Herbal Medicine Production	4	0.0%
23	Traditional Healers/Spiritualists/Mallams/Divine Healers/Soo	4	0.0%
31	Hairdressers/Barbers/Beauty Culture	3836	16.6%
32	Janitors/Cleaners/Laundry	4	0.0%
33	Floral Decoration/Interior Decoration	77	0.3%
34	Funeral Decorations/Undertakers	39	0.2%
35	Foriculture/Horticulture	5	0.0%
36	Landscaping	3	0.0%
37	Househelps/Baby sitters	2	0.0%
38	Hospitality/Tourism Trades	0	
39	Waitress	5	0.0%
41	Painting and Decoration	154	0.7%
42	Carpentry and Joinery	1255	5.4%
43	Furniture Making	97	0.4%
44	Building and Construction	1858	8.1%
45	Building Draughtsman ship/Surveying	46	0.2%
46	Tiles/Terrazzo Making	219	0.9%
47	Plumbing/Pipe Fitting	170	0.7%
48	Steel bending	73	0.3%
51	Auto Mechanics	679	2.9%
52	Agriculture Machinery Mechanics	30	0.1%
53	Construction Machinery Mechanics	56	0.2%
54	Small Engines/Office Machine Mechanics	40	0.2%
55	Motor Vehicle Electrical/Electronics	136	0.6%
56	Motor Vehicle Body Repairs	217	0.9%
57	Bicycle/ Motor Bike/Boat Mechanics	347	1.5%
58	Vulcanizing	63	0.3%
59	Steel Benders	59	0.3%
61	General Electricals	348	1.5%
62	Electrical Construction	184	0.8%
63	Electrical Motor Rewinding	21	0.1%
64	Radio and T.V. Electronics	115	0.5%
65	Information and Communication Technology	26	0.1%
66	Refrigeration and Air-Conditioning	58	0.3%
71	Metalwork/Welding/Fabrication	699	3.0%
72	Mechanical Engineering Filtig	276	1.2%
73	Bench Fitting	30	0.1%
74	Boiler Maintenance	1	0.0%
75	Blacksmithing/Jewelling/Goldsmithing	77	0.3%
76	Lathe Turning	1	0.0%
77	Watch Repairing	32	0.1%
81	Fishing/Fish Farming/Hunting/Trapping	111	0.5%
82	Animal Husbandry/Rabbitry/Grasscutter Faming	1	0.0%

s2bq3b: Trade Code

Value	Label	Cases	Percentage
83	Bee keeping/ Snail Farming/Mushroom Farming	1	0.0%
84	Charcoal Burners	8	0.0%
85	Woodworking/Carving	92	0.4%
86	Basketry/Cane and Rope Weaving Crafts	124	0.5%
87	Floriculture/Horticultural	7	0.0%
88	Vegetables Production	1	0.0%
89	Butchers	20	0.1%
91	Tailoring and Dressmaking	7176	31.1%
92	Shoes and Leatherworks	165	0.7%
93	Upholstery	5	0.0%
94	Orthopaedic Seamstressing	110	0.5%
95	Textile Designers	68	0.3%
96	Screen Printing/Batik/Tie and Dye	35	0.2%
97	Kente/Cloth/Adinkra/Broad Loom /Weaving	390	1.7%
101	Printing	27	0.1%
102	Bead Making	74	0.3%
103	Soap Making	189	0.8%
104	Pomade/Cosmetics Perfume /Hair Care Products Making	29	0.1%
105	Musical Instruments/Sound Equipment Making	12	0.1%
106	Pottery and Ceramics	23	0.1%
107	Sculpture	4	0.0%
108	Carving	24	0.1%
109	Rubber Stamp Making	6	0.0%
110	Transportation and Material moving trades	48	0.2%
111	Driving/Drivers Mates	1734	7.5%
112	Transport Operators	58	0.3%
113	Freight/Dockworkers	3	0.0%
114	Kayayoo/Truck Pushers	2	0.0%
121	Artists and Sign Writers	16	0.1%
122	Photographers	47	0.2%
123	Multimedia Production (Video/Cassette) etc.	15	0.1%
124	Actors/Comedians	1	0.0%
125	Dancing and Drama	4	0.0%
126	Musicians	5	0.0%
127	Sportsmen/Women	0	
131	Letter Writers	3	0.0%
132	Susu Collectors/Money Lenders	0	
133	Estate Agents	0	
134	Lotto Operators	1	0.0%
135	Communication/Business Centres Operators	6	0.0%
136	Protective/Security	3	0.0%
137	Pastors, Evangelists, Prophets/Preachers/Religious Workers.	4	0.0%
140	Others	119	0.5%
Sysmiss		136617	

Warning: these figures indicate the number of cases found in the data file. They cannot be interpreted as summary statistics of the population of interest.

# s3aq1: During the past 2 weeks has (NAME) suffered from either an illness or injury?			
Information	[Type= discrete] [Format=numeric] [Range= 1-4] [Missing=*]		
Statistics [NW/ W]	[Valid=159687 /-] [Invalid=0 /-]		
Value	Label	Cases	Percentage
1	Neither	132316	82.9%
2	Illness	25580	16.0%
3	Injury	1669	1.0%
4	Both	122	0.1%
<i>Warning: these figures indicate the number of cases found in the data file. They cannot be interpreted as summary statistics of the population of interest.</i>			
# s3aq2: For how many days during the past 2 weeks has (NAME) suffered from this conditi			
Information	[Type= discrete] [Format=numeric] [Range= 1-14] [Missing=*]		
Statistics [NW/ W]	[Valid=27371 /-] [Invalid=132316 /-] [Mean=5.566 /-] [StdDev=3.767 /-]		
Value	Label	Cases	Percentage
1		1504	5.5%
2		3275	12.0%
3		5938	21.7%
4		3377	12.3%
5		2873	10.5%
6		751	2.7%
7		4985	18.2%
8		388	1.4%
9		162	0.6%
10		541	2.0%
11		85	0.3%
12		249	0.9%
13		98	0.4%
14		3145	11.5%
Sysmiss		132316	
<i>Warning: these figures indicate the number of cases found in the data file. They cannot be interpreted as summary statistics of the population of interest.</i>			
# s3aq3: During the past 2 weeks, did (NAME) have to stop the usual activities because of			
Information	[Type= discrete] [Format=numeric] [Range= 1-2] [Missing=*]		
Statistics [NW/ W]	[Valid=27371 /-] [Invalid=132316 /-]		
Value	Label	Cases	Percentage
1	Yes	15589	57.0%
2	No	11782	43.0%
Sysmiss		132316	
<i>Warning: these figures indicate the number of cases found in the data file. They cannot be interpreted as summary statistics of the population of interest.</i>			
# s3aq3a: Other specify			
Information	[Type= discrete] [Format=character] [Missing=*]		
Statistics [NW/ W]	[Valid=0 /-] [Invalid=0 /-]		
# s3aq4: For how many days?			
Information	[Type= discrete] [Format=numeric] [Range= 1-14] [Missing=*]		
Statistics [NW/ W]	[Valid=15589 /-] [Invalid=144098 /-] [Mean=5.026 /-] [StdDev=3.595 /-]		

s3aq4: For how many days?

Value	Label	Cases	Percentage
1		1167	7.5%
2		2415	15.5%
3		3556	22.8%
4		2015	12.9%
5		1621	10.4%
6		376	2.4%
7		2264	14.5%
8		182	1.2%
9		74	0.5%
10		296	1.9%
11		37	0.2%
12		120	0.8%
13		44	0.3%
14		1422	9.1%
Sysmiss		144098	

Warning: these figures indicate the number of cases found in the data file. They cannot be interpreted as summary statistics of the population of interest.

s3aq4o: Other specify

Information	[Type= discrete] [Format=character] [Missing=*]
Statistics [NW/ W]	[Valid=0 /-] [Invalid=0 /-]

s3aq5: During the past 2 weeks has (NAME) consulted a health practitioner, visited a he

Information	[Type= discrete] [Format=numeric] [Range= 1-2] [Missing=*]
Statistics [NW/ W]	[Valid=159687 /-] [Invalid=0 /-]

Value	Label	Cases	Percentage
1	Yes	16713	10.5%
2	No	142974	89.5%

Warning: these figures indicate the number of cases found in the data file. They cannot be interpreted as summary statistics of the population of interest.

s3aq6: On the most recent visit whom did (NAME) consult?

Information	[Type= discrete] [Format=numeric] [Range= 1-14] [Missing=*]
Statistics [NW/ W]	[Valid=16713 /-] [Invalid=142974 /-]

Value	Label	Cases	Percentage
1	Doctor (Orthodox)	9253	55.4%
2	Dentist	111	0.7%
3	Pharmacist	1119	6.7%
4	Physician/Medical Asst	1088	6.5%
5	Drug/chemical seller	2193	13.1%
6	Midwife	275	1.6%
7	Nurse	2136	12.8%
8	Doctor (Herbal)	110	0.7%
9	Herbalist	178	1.1%
10	Traditional Healer	181	1.1%
11	Trained TBA	0	
12	Untrained TBA	0	
13	Spiritualist	31	0.2%

# s3aq6: On the most recent visit whom did (NAME) consult?			
Value	Label	Cases	Percentage
14	Other (specify)	38	0.2%
Sysmiss		142974	
<i>Warning: these figures indicate the number of cases found in the data file. They cannot be interpreted as summary statistics of the population of interest.</i>			
# s3aq6o: Other Specify			
Information	[Type= discrete] [Format=character] [Missing=*]		
Statistics [NW/ W]	[Valid=40 /-] [Invalid=0 /-]		
Value	Label	Cases	Percentage
Antinetal		2	5.0%
HAWKER		1	2.5%
Has not been sick		2	5.0%
Retired Health Officer at home		2	5.0%
antenatal centre at nnce office		2	5.0%
chinese clinic		2	5.0%
chip compound		2	5.0%
chps compound		2	5.0%
clinic		3	7.5%
community clinic		1	2.5%
eye clinic		2	5.0%
has not been sick		4	10.0%
hawker		1	2.5%
home clinic		4	10.0%
nurse		1	2.5%
optometrists		1	2.5%
physiotherapist		1	2.5%
private clinic		1	2.5%
private local health attendant		2	5.0%
self meditation		2	5.0%
sells drugs on motorcycle		2	5.0%
<i>Warning: these figures indicate the number of cases found in the data file. They cannot be interpreted as summary statistics of the population of interest.</i>			
# s3aq7: What was the main reason for the most recent visit?			
Information	[Type= discrete] [Format=numeric] [Range= 1-9] [Missing=*]		
Statistics [NW/ W]	[Valid=16713 /-] [Invalid=142974 /-]		
Value	Label	Cases	Percentage
1	Illness (suffered earlier/within the 2 weeks)	13997	83.7%
2	Injury (suffered earlier/within the 2 weeks)	952	5.7%
3	Follow up	590	3.5%
4	Check up	685	4.1%
5	Prenatal care	245	1.5%
6	Delivery	71	0.4%
7	Postnatal care	31	0.2%

s3aq7: What was the main reason for the most recent visit?

Value	Label	Cases	Percentage
8	Vaccination	31	0.2%
9	Other (specify)	111	0.7%
Sysmiss		142974	

Warning: these figures indicate the number of cases found in the data file. They cannot be interpreted as summary statistics of the population of interest.

s3aq7o: Other specify

Information	[Type= discrete] [Format=character] [Missing=*]
--------------------	---

Statistics [NW/ W]	[Valid=43 /-] [Invalid=0 /-]
---------------------------	------------------------------

Value	Label	Cases	Percentage
BODY PAINS		6	14.0%
BOTH ILLNESS AND INJURY		1	2.3%
CIRCUMCISION		2	4.7%
COLD		2	4.7%
COUGH		2	4.7%
COUGH AND HEADACHE		2	4.7%
DENTAL TREATMENT		1	2.3%
DIZZINESS		2	4.7%
EYE PROBLEM		2	4.7%
FOR A DRUG TO PREVENT DIARRHOEA DURING TRAVEL		2	4.7%
FOR WEIGHING		1	2.3%
HAS NOT VISITED HEALTH FACILITY		2	4.7%
HEADACHE		2	4.7%
HYPERTENSION		2	4.7%
NOT SICK		2	4.7%
REVIEW		1	2.3%
SCORPION STING		2	4.7%
SHE HAS NOT VISITED ANY HEALTH FACILITY		2	4.7%
SURGERY		2	4.7%
TO CUT AND DRESS HIS MANHOOD		1	2.3%
WEIGHTING		4	9.3%

Warning: these figures indicate the number of cases found in the data file. They cannot be interpreted as summary statistics of the population of interest.

s3aq8m: Where did the consultation take place? Name of facility (Main Group)

Information	[Type= discrete] [Format=numeric] [Range= 1-3] [Missing=*]
--------------------	--

s3aq8m: Where did the consultation take place? Name of facility (Main Group)

Statistics [NW/ W] [Valid=16713 /-] [Invalid=142974 /-]

Value	Label	Cases	Percentage
1	Public Health Facility	9767	58.4%
2	Private Health	6176	37.0%
3	Medical Alternative	770	4.6%
Sysmiss		142974	

Warning: these figures indicate the number of cases found in the data file. They cannot be interpreted as summary statistics of the population of interest.

s3aq8a: Where did the consultation take place? Name of facility

Information [Type= discrete] [Format=character] [Missing=*]

Statistics [NW/ W] [Valid=15917 /-] [Invalid=0 /-]

s3aq8b: Where did the consultation take place? facility code

Information [Type= discrete] [Format=numeric] [Range= 1-29] [Missing=*]

Statistics [NW/ W] [Valid=16713 /-] [Invalid=142974 /-]

Value	Label	Cases	Percentage
1	Teaching Hospital	212	1.3%
2	Regional Hospital	452	2.7%
3	District Hospital	2799	16.7%
4	Polyclinic	728	4.4%
5	Other Public Hospital	710	4.2%
6	Health Center	2424	14.5%
7	Maternity Home	18	0.1%
8	MCH Clinic	621	3.7%
9	CHPS	1783	10.7%
10	Outside Ghana	1	0.0%
11	Other (specify)	19	0.1%
12	Hospital	1073	6.4%
13	Mission Hospital	305	1.8%
14	Clinic	1062	6.4%
15	Mission Clinic	142	0.8%
16	Maternity Home	48	0.3%
17	Pharmacy	1202	7.2%
18	Chemical store	1967	11.8%
19	Herbal Hospital	83	0.5%
20	Herbalist's Home	135	0.8%
21	Medical Practitioner Home	30	0.2%
22	Patient's Home	71	0.4%
23	Outside Ghana	2	0.0%
24	Other (specify)	56	0.3%
25	Medical Alternative : Homeopathy	23	0.1%
26	Traditional Healer's Home	705	4.2%
27	Acupuncture	2	0.0%
28	Outside Ghans	0	
29	Other (specify)	40	0.2%
Sysmiss		142974	

Warning: these figures indicate the number of cases found in the data file. They cannot be interpreted as summary statistics of the population of interest.

s3aq8o: Other specify












Information	[Type= discrete] [Format=character] [Missing=*]
Statistics [NW/ W]	[Valid=135 /-] [Invalid=0 /-]

Value	Label	Cases	Percentage
00		2	1.5%
0HA		2	1.5%
AGAARE HOUSE		2	1.5%
CHEMICAL PEDDLER		1	0.7%
CHPS COMPOUND		2	1.5%
CHPS COMPOUND		2	1.5%
CHURCH		6	4.4%
CLINIC		2	1.5%
COMMUNITY		2	1.5%
CONSULTATION DID NOT TAKE PLACE		2	1.5%
DISPENSARY		1	0.7%
DISTRICT HOSPITAL		2	1.5%
DOCTOR'S HOUSE		2	1.5%
DOESN'T KNOW		1	0.7%
DOESN'T KNOW WHAT TYPE		2	1.5%
DRUG STORE		5	3.7%
DRUGS STORE		3	2.2%
GHPS COMPOUND		2	1.5%
HAWKER		3	2.2%
HEALING CHURCH		1	0.7%
HEALTH CENTRE		6	4.4%
HERBAL CENTER		2	1.5%
HERBAL CLINIC		1	0.7%
HERBALIST HOME		1	0.7%
HERBALIST LOCATED IN MARKET		2	1.5%
HOME		10	7.4%
HOME CLINIC		2	1.5%
HOME OF HERBALIST		1	0.7%
HOUSE		1	0.7%

s3aq8o: Other specify

Value	Label	Cases	Percentage
IN THE HOUSE		2	1.5%
INFORMATION CENTER		2	1.5%
LABORATORY CENTER		1	0.7%
LOCAL HOME FACILITY		2	1.5%
MILLITARY HOSPITAL		3	2.2%
MILLTARY HOSPITAL		1	0.7%
MOBILE DRUGS		4	3.0%
MOBILE DRUGS SELLER		5	3.7%
MOTORCYCLE		2	1.5%
NOT CONSULTED ANYONE		2	1.5%
NOT SICK		2	1.5%
ON HIS MOTORCYCLE		4	3.0%
ON PHONE WITH A DOCTOR		2	1.5%
OTC DRUG STORE		1	0.7%
PH		2	1.5%
PHARMACY		8	5.9%
PRAYER CAMP		4	3.0%
RESPONDENT'S HOME		2	1.5%
RETIRED OFFICERS HOME		2	1.5%
SCHOOL		2	1.5%
SCHOOL CLINIC		1	0.7%
SPECIALIST HOSPITAL		2	1.5%
THE		2	1.5%
THE CONSULTATION WAS DONE ON PHONE		2	1.5%
TRADITIONAL HEALER'S HOME		2	1.5%
UNDER A TREE		2	1.5%

Warning: these figures indicate the number of cases found in the data file. They cannot be interpreted as summary statistics of the population of interest.

# s3aq9: How much did (NAME) pay for the registration/ card/folder at the health facility			
Information	[Type= continuous] [Format=numeric] [Range= 0-400] [Missing=*]		
Statistics [NW/ W]	[Valid=16713 /-] [Invalid=142974 /-] [Mean=2.613 /-] [StdDev=8.375 /-]		
# s3aq10: How much did (NAME) pay for consultation?			
Information	[Type= continuous] [Format=numeric] [Range= 0-600] [Missing=*]		
Statistics [NW/ W]	[Valid=16709 /-] [Invalid=142978 /-] [Mean=6.819 /-] [StdDev=22.64 /-]		
# s3aq11: How much did (NAME) pay for diagnosis (x-ray, lab, etc.)?			
Information	[Type= continuous] [Format=numeric] [Range= 0-3200] [Missing=*]		
Statistics [NW/ W]	[Valid=16709 /-] [Invalid=142978 /-] [Mean=13.956 /-] [StdDev=65.443 /-]		
# s3aq12: How much did (NAME) pay for drugs and treatment?			
Information	[Type= continuous] [Format=numeric] [Range= 0-45000] [Missing=*]		
Statistics [NW/ W]	[Valid=16707 /-] [Invalid=142980 /-] [Mean=80.278 /-] [StdDev=404.333 /-]		
# s3aq13: How much did (NAME) pay for overall treatment or services received?			
Information	[Type= continuous] [Format=numeric] [Range= 0-45000] [Missing=*]		
Statistics [NW/ W]	[Valid=16713 /-] [Invalid=142974 /-] [Mean=102.753 /-] [StdDev=421.804 /-]		
# s3aq14: How much did (NAME) pay for any other services?			
Information	[Type= continuous] [Format=numeric] [Range= 0-3800] [Missing=*]		
Statistics [NW/ W]	[Valid=16709 /-] [Invalid=142978 /-] [Mean=5.596 /-] [StdDev=61.456 /-]		
# s3aq15: How much did (NAME) pay to travel there and return?			
Information	[Type= continuous] [Format=numeric] [Range= 0-1500] [Missing=*]		
Statistics [NW/ W]	[Valid=16706 /-] [Invalid=142981 /-] [Mean=9.867 /-] [StdDev=27.653 /-]		
# s3aq16: During the past 2 weeks was (NAME) admitted to a hospital or health facility for			
Information	[Type= discrete] [Format=numeric] [Range= 1-2] [Missing=*]		
Statistics [NW/ W]	[Valid=16713 /-] [Invalid=142974 /-]		
Value	Label	Cases	Percentage
1	Yes	1817	 10.9%
2	No	14896	 89.1%
Sysmiss		142974	
<i>Warning: these figures indicate the number of cases found in the data file. They cannot be interpreted as summary statistics of the population of interest.</i>			
# s3aq17: How many nights did (NAME) stay in hospital/health facility during the past 2 we			
Information	[Type= discrete] [Format=numeric] [Range= 1-14] [Missing=*]		
Statistics [NW/ W]	[Valid=1817 /-] [Invalid=157870 /-] [Mean=3.399 /-] [StdDev=2.777 /-]		
Value	Label	Cases	Percentage
1		431	 23.7%
2		373	 20.5%
3		447	 24.6%
4		193	 10.6%
5		118	 6.5%
6		30	 1.7%
7		121	 6.7%
8		10	 0.6%
9		4	 0.2%

# s3aq17: How many nights did (NAME) stay in hospital/health facility during the past 2 we			
Value	Label	Cases	Percentage
10		21	1.2%
11		5	0.3%
12		4	0.2%
14		60	3.3%
Sysmiss		157870	
<i>Warning: these figures indicate the number of cases found in the data file. They cannot be interpreted as summary statistics of the population of interest.</i>			
# s3aq18: How much did (NAME) or will (NAME) pay for staying in a hospital/health facility			
Information	[Type= continuous] [Format=numeric] [Range= 0-3600] [Missing=*]		
Statistics [NW/ W]	[Valid=1817 /-] [Invalid=157870 /-] [Mean=150.799 /-] [StdDev=235.259 /-]		
# s3aq19: During the past 2 weeks did (NAME) buy any medicine or medical supplies?			
Information	[Type= discrete] [Format=numeric] [Range= 1-2] [Missing=*]		
Statistics [NW/ W]	[Valid=159687 /-] [Invalid=0 /-]		
Value	Label	Cases	Percentage
1	Yes	20016	12.5%
2	No	139671	87.5%
<i>Warning: these figures indicate the number of cases found in the data file. They cannot be interpreted as summary statistics of the population of interest.</i>			
# s3aq20: How much did (NAME) pay altogether for these medicines and medical supplies?			
Information	[Type= continuous] [Format=numeric] [Range= 0-6000] [Missing=*]		
Statistics [NW/ W]	[Valid=20016 /-] [Invalid=139671 /-] [Mean=40.499 /-] [StdDev=90.848 /-]		
# s3aq21: Total medical expenses			
Information	[Type= continuous] [Format=numeric] [Range= 0-45750] [Missing=*]		
Statistics [NW/ W]	[Valid=159687 /-] [Invalid=0 /-] [Mean=19.043 /-] [StdDev=167.812 /-]		
# s3aq22a: During the past 3 months was (NAME) admitted to a hospital or health facility fo			
Information	[Type= discrete] [Format=numeric] [Range= 1-2] [Missing=*]		
Statistics [NW/ W]	[Valid=145006 /-] [Invalid=14681 /-]		
Value	Label	Cases	Percentage
1	Yes	936	0.6%
2	No	144070	99.4%
Sysmiss		14681	
<i>Warning: these figures indicate the number of cases found in the data file. They cannot be interpreted as summary statistics of the population of interest.</i>			
# s3aq22b: How much did (NAME) spend on admissions for any illness or injury in the last 3			
Information	[Type= continuous] [Format=numeric] [Range= 0-15000] [Missing=*]		
Statistics [NW/ W]	[Valid=936 /-] [Invalid=158751 /-] [Mean=360.966 /-] [StdDev=1034.488 /-]		
# s3aq23: Who usually pays for the largest portions of (NAME?s) health expenses incl. Cons			
Information	[Type= discrete] [Format=numeric] [Range= 10-86] [Missing=*]		
Statistics [NW/ W]	[Valid=159687 /-] [Invalid=0 /-]		
Value	Label	Cases	Percentage
10	Household member	137407	86.0%
80	Other relative	9958	6.2%
81	Employer (Public)	72	0.0%
82	Employer (Private)	134	0.1%

s3aq23: Who usually pays for the largest portions of (NAME?s) health expenses incl. Cons

Value	Label	Cases	Percentage
83	Household member?s employer	122	0.1%
84	Health Insurance (NHIS)	11747	7.4%
85	Insurance (Private)	124	0.1%
86	Other specify	123	0.1%

Warning: these figures indicate the number of cases found in the data file. They cannot be interpreted as summary statistics of the population of interest.

s3aq23o: Other Specify

Information [Type= discrete] [Format=character] [Missing=*]

Statistics [NW/ W] [Valid=240 /-] [Invalid=0 /-]

Value	Label	Cases	Percentage
1		1	0.4%
BABY DADDY PAID FOR COST		1	0.4%
BEING D		2	0.8%
BOYFRIEND		2	0.8%
BROTHER		2	0.8%
CHILDREN		6	2.5%
CHILDREN (NOT HOUSEHOLD MEMBERS)		2	0.8%
CHILDREN NON HOUSEHOLD MEMBERS		2	0.8%
CHILDREN NOT HOUSEHOLD MEMBERS		2	0.8%
COMPASSION (AN NGO)		2	0.8%
COMPASSION GROUP		1	0.4%
COMPASSION IN AMONDA		2	0.8%
DAUGHTER		4	1.7%
DID NOT FALL SICK		2	0.8%
DIDN'T PAY ANY BILL BECAUSE HE DID NOT FALL S		2	0.8%
FATHER		73	30.4%
FATHER BUT NOT A HOUSEHOLD MEMBER		2	0.8%
FATHER NON MEMBER		1	0.4%
FATHER NOT A		6	2.5%

s3aq23o: Other Specify

Value	Label	Cases	Percentage
HOUSEHOLD MEMBER			
FRIEND		1	0.4%
FRIENDS		1	0.4%
HAS NOT PAID ANY MONEY		2	0.8%
HEAD		2	0.8%
HER PARENT		2	0.8%
HERSELF		4	1.7%
HIMSELF		7	2.9%
HUSBAND		32	13.3%
IMAM		2	0.8%
JESUS CARES CHILD DEVELOPMENT (COMPASSION)		2	0.8%
MOTHER		9	3.8%
MY SELF		2	0.8%
MY SON		1	0.4%
MY SPOUSE		3	1.2%
NON HOUSEHOLD MEMBER		9	3.8%
NON RELATIVE		2	0.8%
NON- HOUSEHOLD MEMBER		2	0.8%
NONE		2	0.8%
OTHER HOUSEHOLD MEMBER		1	0.4%
OTHER HOUSEHOLD MEMBERS		1	0.4%
PAID BY HER CHILDREN		1	0.4%
PAID BY HERSELF		2	0.8%
PAID HIMSELF		2	0.8%
PARENTS		1	0.4%
PASTOR		2	0.8%
SCHOOL		2	0.8%
SELF		16	6.7%
SISTER EMPLOYER		1	0.4%
SON		4	1.7%
SON(NON HOUSEHOLD MEMBER)		1	0.4%
SPOUSE		4	1.7%

# s3aq23o: Other Specify			
Value	Label	Cases	Percentage
THE INDIVIDUAL WHO CAUSED THE INJURY		2	0.8%
<i>Warning: these figures indicate the number of cases found in the data file. They cannot be interpreted as summary statistics of the population of interest.</i>			
# s3aq23hhid: HH Member ID			
Information	[Type= discrete] [Format=numeric] [Range= 1-19] [Missing=*]		
Statistics [NW/ W]	[Valid=137403 /-] [Invalid=22284 /-] [Mean=1.228 /-] [StdDev=0.839 /-]		
Value	Label	Cases	Percentage
1		119872	87.2%
2		11939	8.7%
3		2724	2.0%
4		1024	0.7%
5		569	0.4%
6		441	0.3%
7		306	0.2%
8		202	0.1%
9		148	0.1%
10		76	0.1%
11		32	0.0%
12		14	0.0%
13		24	0.0%
14		6	0.0%
15		15	0.0%
16		5	0.0%
18		5	0.0%
19		1	0.0%
Sysmiss		22284	
<i>Warning: these figures indicate the number of cases found in the data file. They cannot be interpreted as summary statistics of the population of interest.</i>			
# s3bq1: Has (NAME) ever been registered with a health insurance scheme?			
Information	[Type= discrete] [Format=numeric] [Range= 1-4] [Missing=*]		
Statistics [NW/ W]	[Valid=159687 /-] [Invalid=0 /-]		
Value	Label	Cases	Percentage
1	Yes, registered NHIS	126399	79.2%
2	Yes, registered private	0	
3	Yes, both NHIS and Private	174	0.1%
4	No	33114	20.7%
<i>Warning: these figures indicate the number of cases found in the data file. They cannot be interpreted as summary statistics of the population of interest.</i>			
# s3bq2: Is (NAME) currently covered?			
Information	[Type= discrete] [Format=numeric] [Range= 1-2] [Missing=*]		
Statistics [NW/ W]	[Valid=126573 /-] [Invalid=33114 /-]		
Value	Label	Cases	Percentage
1	Yes, covered	81161	64.1%
2	No	45412	35.9%

# s3bq2: Is (NAME) currently covered?			
Value	Label	Cases	Percentage
Systemmiss		33114	
<i>Warning: these figures indicate the number of cases found in the data file. They cannot be interpreted as summary statistics of the population of interest.</i>			
# s3bq3: TAKE WEIGHT (KG) OF MEMBER			
Information	[Type= continuous] [Format=numeric] [Range= 0-170] [Missing=*]		
Statistics [NW/ W]	[Valid=147249 /-] [Invalid=12438 /-] [Mean=45.627 /-] [StdDev=23.47 /-]		
# s3bq3o: Other Specify			
Information	[Type= discrete] [Format=character] [Missing=*]		
Statistics [NW/ W]	[Valid=533 /-] [Invalid=0 /-]		
Value	Label	Cases	Percentage
5 days old		1	0.2%
A new born baby		1	0.2%
ASLEEP		1	0.2%
Absent for a while		1	0.2%
Aged and bed ridden		1	0.2%
Anthro not available		2	0.4%
Anthropo not available		1	0.2%
BEDRIDDEN		3	0.6%
BEDRIDEEN		1	0.2%
Baby is just one week old so cant take weight		1	0.2%
Bed breeding		1	0.2%
Bedridden		1	0.2%
Board not available		2	0.4%
CHILD BORN LESS THAN ONE MONTH		1	0.2%
Cant stand		1	0.2%
DECEASED		1	0.2%
DISABLE		1	0.2%
DISABLED		1	0.2%
Disabled		4	0.8%
Disabled And Can't Be Measured		1	0.2%
Emma is sick		1	0.2%
FRAGILE BABY		5	0.9%
GONE TO SCHOOL		1	0.2%
HE IS BEDRIDDEN		1	0.2%
HEALTH CHALLENGE		1	0.2%

s3bq3o: Other Specify

Value	Label	Cases	Percentage
Had a call and walked out		1	0.2%
Has Stroke		1	0.2%
Has a diabetic sore thus makes it difficult		1	0.2%
He is disable		1	0.2%
Health Reasons		1	0.2%
Health issues/ old age		1	0.2%
Heath Issue		1	0.2%
IN SCHOOL		3	0.6%
INJURED-CANNOT STAND		1	0.2%
Illness		1	0.2%
Ilness		1	0.2%
In Boarding House		1	0.2%
In SCHOOL		3	0.6%
In School		1	0.2%
Incapacitated (aged)		1	0.2%
Invalid		1	0.2%
Less than a month old		1	0.2%
MENTALLY UNSTABLE		1	0.2%
No scale at the moment		3	0.6%
Old ,cant stand		1	0.2%
PHYSICALLY CHALLENGED		1	0.2%
Paralysed		1	0.2%
Phone interview		1	0.2%
SCALE NOT AVAILABLE		1	0.2%
SCHOOLING		1	0.2%
SHE IS BEDRIDDEN		1	0.2%
SICK AND CAN'T STAND UPRIGHT		1	0.2%
SICK AND UNABLE TO STAND		1	0.2%
Scale not available		20	3.8%
Scale unavailable		5	0.9%
Sick and bed ridden		1	0.2%

s3bq3o: Other Specify

Value	Label	Cases	Percentage
Stroke Patient		1	0.2%
THE MAN COULD NOT STAND		1	0.2%
TOO OLD AND SICK		1	0.2%
TOO OLD AND WEAK TO MEASURE		1	0.2%
TRAVELLED		6	1.1%
The Antropometry was with my supervisor		2	0.4%
Too Old		1	0.2%
Too fat for the scale		1	0.2%
aged and ill		1	0.2%
asleep		1	0.2%
baby ??		1	0.2%
baby sleeping and too young		1	0.2%
baby too young		1	0.2%
bed ridden		1	0.2%
board not available		4	0.8%
can't stand		2	0.4%
cannot walk		1	0.2%
cant stand		1	0.2%
cant stand very old		1	0.2%
couldn't stand		1	0.2%
death		2	0.4%
deceased		1	0.2%
difficulty standing		1	0.2%
disability		1	0.2%
disability conditions		1	0.2%
disable condition		2	0.4%
disabled		7	1.3%
don't have the Measuring instruments now		1	0.2%
equipment for measuring not available		2	0.4%
equipment not available		23	4.3%
he can't stand		1	0.2%
health condition		2	0.4%

s3bq3o: Other Specify

Value	Label	Cases	Percentage
health reasons		1	0.2%
health reasons can't stand		1	0.2%
heath condition didn't allow for measurements		1	0.2%
in boarding school		1	0.2%
in school		7	1.3%
in school outside the locality		1	0.2%
in the boarding school		1	0.2%
incapacitated		3	0.6%
incapacitated (can not stand)		1	0.2%
instrument not available		8	1.5%
machine N/A		5	0.9%
measuring equipment not available		4	0.8%
measuring equipment not present		13	2.4%
mental imbalance		1	0.2%
mentally ill		1	0.2%
newborn		2	0.4%
no instruments		1	0.2%
no scale		1	0.2%
not around		7	1.3%
not available		32	6.0%
not feeling well		2	0.4%
not present		3	0.6%
not well		2	0.4%
not well to stand		1	0.2%
paralysed		1	0.2%
paralysed due to old age		1	0.2%
physically challenged		4	0.8%
physically handicapped		2	0.4%
scale		1	0.2%
scale error		1	0.2%
scale not available		1	0.2%
scale not around		1	0.2%
scale not available		133	25.0%

s3bq3o: Other Specify

Value	Label	Cases	Percentage
scale not ready		1	0.2%
scale unavailable		11	2.1%
school		2	0.4%
seriously ill and interview not permitted to		1	0.2%
she cant walk, neither can she stand		1	0.2%
she sick she couldn't get up		1	0.2%
sick		19	3.6%
sick and can not move		1	0.2%
sick and cannot stand		1	0.2%
sick and unable to take measurements		1	0.2%
sick respondent		1	0.2%
sick she couldn't stand on the scale		1	0.2%
sleeping		2	0.4%
stoke patient and bedridden		1	0.2%
too aged		2	0.4%
too old		1	0.2%
too old to stand straight		1	0.2%
too old to take		1	0.2%
too sick to stand		1	0.2%
too weak		1	0.2%
unable to stand		1	0.2%
unable to walk		1	0.2%
very old and cant move		1	0.2%
very sick could not stand on scale		1	0.2%
will be taken later		10	1.9%
yet to		23	4.3%
yet to measure		6	1.1%
yet to take		24	4.5%

Warning: these figures indicate the number of cases found in the data file. They cannot be interpreted as summary statistics of the population of interest.

s3bq4: TAKE HEIGHT (CM) OF MEMBER

Information	[Type= continuous] [Format=numeric] [Range= 40-207.199996948242] [Missing=*]
Statistics [NW/ W]	[Valid=147701 /-] [Invalid=11986 /-] [Mean=143.709 /-] [StdDev=29.222 /-]

s3bq4o: Other Specify

Information		[Type= discrete] [Format=character] [Missing=*]	
Statistics [NW/ W]		[Valid=530 /-] [Invalid=0 /-]	
Value	Label	Cases	Percentage
5 days old		1	0.2%
A new born baby		1	0.2%
A CHILD BORN LESS THAN ONE MONTH		1	0.2%
A baby		2	0.4%
A new born baby		1	0.2%
Aged and Bed Ridden		1	0.2%
Anthro not available		2	0.4%
BEDRIDDEN		4	0.8%
BOARD NOT AVAILABLE		1	0.2%
Baby is just one week old so cant take height		1	0.2%
Bedridden		1	0.2%
Board not available		22	4.2%
Board unavailable		6	1.1%
DECEASED		1	0.2%
DISABLE		1	0.2%
DISABLED		1	0.2%
Disabled		4	0.8%
FRAGILE BABY		4	0.8%
GONE TO SCHOOL		1	0.2%
HE IS BEDRIDDEN		1	0.2%
Had a call and worked out		1	0.2%
Has Stroke		1	0.2%
He is disable		1	0.2%
IN SCHOOL		3	0.6%
INJURED-CANNOT STAND		1	0.2%
Illness		1	0.2%
In SCHOOL		4	0.8%
In a Boarding house		1	0.2%
Invalid		1	0.2%
Less than a month old		1	0.2%

s3bq4o: Other Specify

Value	Label	Cases	Percentage
MENTALLY UNSTABLE		2	0.4%
Mentally ill		1	0.2%
No scale at the moment		3	0.6%
Old , Cant stand		1	0.2%
PHYSICALLY CHALLENGED		1	0.2%
Paralysed		1	0.2%
SCHOOLING		1	0.2%
SHE IS BEDRIDDEN		1	0.2%
She is too old and could not stand straight		1	0.2%
Stroke Patient		1	0.2%
TOO OLD AND SICK		1	0.2%
TOO OLD AND WEAK TO MEASURE		1	0.2%
TRAVELLED		6	1.1%
The Antropometry was with my supervisor		2	0.4%
Too Old to stand		1	0.2%
Too old to stand or lie straight		1	0.2%
absent for a while		1	0.2%
aged and ill		1	0.2%
baby sleeping		1	0.2%
baby too young		1	0.2%
baby was asleep		1	0.2%
bed ridden		1	0.2%
bed riden		1	0.2%
bedridden		1	0.2%
board not available		1	0.2%
board not available		68	12.8%
board unavailable		9	1.7%
can't stand		3	0.6%
can't stand straight		1	0.2%
cannot stand straight		1	0.2%
cannot walk		1	0.2%

s3bq4o: Other Specify

Value	Label	Cases	Percentage
cant stand ,very old		1	0.2%
cant straighten up her body , very old woman		1	0.2%
death		2	0.4%
deceased		1	0.2%
difficulty standing		1	0.2%
disability		1	0.2%
disability conditions		1	0.2%
disable condition		2	0.4%
disabled		9	1.7%
equipment for measuring not available		2	0.4%
equipment not available		22	4.2%
has a diabetic sore		1	0.2%
health condition		2	0.4%
health issues		1	0.2%
health issues/ old age		1	0.2%
health reasons		1	0.2%
health reasons cannot stand		1	0.2%
heath condition didn't allow for measurements		1	0.2%
illness		1	0.2%
in school		7	1.3%
in school outside the locality		1	0.2%
in the boarding school		2	0.4%
incapacitated		3	0.6%
incapacitated (can not stand)		1	0.2%
instrument not available		7	1.3%
machine N/A		5	0.9%
measuring equipment not available		4	0.8%
measuring equipment not present		13	2.5%
mental imbalance		1	0.2%
mentally ill		1	0.2%

s3bq4o: Other Specify

Value	Label	Cases	Percentage
new baby		1	0.2%
newborn		2	0.4%
no scale		1	0.2%
not around		6	1.1%
not available		29	5.5%
not feeling well		1	0.2%
not present		3	0.6%
not well		2	0.4%
not well to stand		1	0.2%
old ,cant stand		1	0.2%
on scale		1	0.2%
paralyzed		1	0.2%
paralysed		1	0.2%
paralysed due to old age		1	0.2%
phone interview		1	0.2%
physically challenged		3	0.6%
physically challenged, not walked since birth		1	0.2%
physically handicapped		2	0.4%
scale not around		1	0.2%
scale not available		70	13.2%
scale not ready		2	0.4%
scale unavailable		1	0.2%
school		2	0.4%
seriously ill		1	0.2%
she cant walk, neither can she stand		1	0.2%
she is sick she couldn't get up		1	0.2%
sick		20	3.8%
sick and bedridden		1	0.2%
sick and cannot stand		1	0.2%
sick and unable to take measurements		1	0.2%
sick respondent		1	0.2%
sick she couldn't stand		1	0.2%
sickness		1	0.2%
sleeping		2	0.4%
too aged		2	0.4%

# s3bq4o: Other Specify			
Value	Label	Cases	Percentage
too old		1	0.2%
too old to stand		1	0.2%
too old to stand straight		1	0.2%
too sick to stand		1	0.2%
too weak		1	0.2%
too young to measure,not allowed		1	0.2%
travelled		1	0.2%
unable to stand		3	0.6%
very old and can't stand		1	0.2%
very sick		2	0.4%
was not around		1	0.2%
will be taken later		10	1.9%
yet to		23	4.3%
yet to measure		6	1.1%
yet to take		24	4.5%
<i>Warning: these figures indicate the number of cases found in the data file. They cannot be interpreted as summary statistics of the population of interest.</i>			
# BMI: Body Mass Index of persons in households			
Information	[Type= continuous] [Format=numeric] [Range= 1.73130190372467-19834.7109375] [Missing=*]		
Statistics [NW/ W]	[Valid=110155 /-] [Invalid=49532 /-] [Mean=28.15 /-] [StdDev=166.314 /-]		
# s3bq5: WHAT IS THE MODE OF MEASUREMENT (HEIGHT)			
Information	[Type= discrete] [Format=numeric] [Range= 1-2] [Missing=*]		
Statistics [NW/ W]	[Valid=125548 /-] [Invalid=34139 /-]		
Value	Label	Cases	Percentage
1	Standing	7318	5.8%
2	Lying	118230	94.2%
Sysmiss		34139	
<i>Warning: these figures indicate the number of cases found in the data file. They cannot be interpreted as summary statistics of the population of interest.</i>			
s3cq1: Does (NAME) have difficulty seeing, even if wearing glasses? Will you say that [
Information	[Type= discrete] [Format=numeric] [Range= 1-4] [Missing=*]		
Statistics [NW/ W]	[Valid=138792 /-] [Invalid=20895 /-]		
Value	Label	Cases	Percentage
1	No difficulty	133266	96.0%
2	Yes, some difficulty	4787	3.4%
3	Yes, a lot of difficulty	532	0.4%
4	Cannot do at all	207	0.1%
Sysmiss		20895	
<i>Warning: these figures indicate the number of cases found in the data file. They cannot be interpreted as summary statistics of the population of interest.</i>			
# s3cq2: Does (NAME) have difficulty hearing, even if using a hearing aid? Will you say t			
Information	[Type= discrete] [Format=numeric] [Range= 1-4] [Missing=*]		

s3cq2: Does (NAME) have difficulty hearing, even if using a hearing aid? Will you say t

Statistics [NW/ W] [Valid=138792 /-] [Invalid=20895 /-]

Value	Label	Cases	Percentage
1	No difficulty	136575	98.4%
2	Yes, some difficulty	1845	1.3%
3	Yes, a lot of difficulty	252	0.2%
4	Cannot do at all	120	0.1%
Sysmiss		20895	

Warning: these figures indicate the number of cases found in the data file. They cannot be interpreted as summary statistics of the population of interest.

# s3cq3: Does (NAME) have difficulty walking or climbing stairs? Will you say that [NAME]			
Information		[Type= discrete] [Format=numeric] [Range= 1-4] [Missing=*]	
Statistics [NW/ W]		[Valid=138792 /-] [Invalid=20895 /-]	
Value	Label	Cases	Percentage
1	No difficulty	133424	96.1%
2	Yes, some difficulty	3981	2.9%
3	Yes, a lot of difficulty	1137	0.8%
4	Cannot do at all	250	0.2%
Sysmiss		20895	
<i>Warning: these figures indicate the number of cases found in the data file. They cannot be interpreted as summary statistics of the population of interest.</i>			
# s3cq4: Does (NAME) have difficulty remembering or concentrating Will you say that [NAME]			
Information		[Type= discrete] [Format=numeric] [Range= 1-4] [Missing=*]	
Statistics [NW/ W]		[Valid=138792 /-] [Invalid=20895 /-]	
Value	Label	Cases	Percentage
1	No difficulty	136565	98.4%
2	Yes, some difficulty	1767	1.3%
3	Yes, a lot of difficulty	361	0.3%
4	Cannot do at all	99	0.1%
Sysmiss		20895	
<i>Warning: these figures indicate the number of cases found in the data file. They cannot be interpreted as summary statistics of the population of interest.</i>			
# s3cq5: Does (NAME) have difficulty with self-care such as washing all over the body or			
Information		[Type= discrete] [Format=numeric] [Range= 1-4] [Missing=*]	
Statistics [NW/ W]		[Valid=138792 /-] [Invalid=20895 /-]	
Value	Label	Cases	Percentage
1	No difficulty	137409	99.0%
2	Yes, some difficulty	841	0.6%
3	Yes, a lot of difficulty	280	0.2%
4	Cannot do at all	262	0.2%
Sysmiss		20895	
<i>Warning: these figures indicate the number of cases found in the data file. They cannot be interpreted as summary statistics of the population of interest.</i>			
# s3cq6: Using (his/her) usual language, does (NAME) have difficulty communicating (e.g.			
Information		[Type= discrete] [Format=numeric] [Range= 1-4] [Missing=*]	
Statistics [NW/ W]		[Valid=138792 /-] [Invalid=20895 /-]	
Value	Label	Cases	Percentage
1	No difficulty	137790	99.3%
2	Yes, some difficulty	652	0.5%
3	Yes, a lot of difficulty	218	0.2%
4	Cannot do at all	132	0.1%
Sysmiss		20895	
<i>Warning: these figures indicate the number of cases found in the data file. They cannot be interpreted as summary statistics of the population of interest.</i>			
# s4aq6o: Which of the following type of work did Name do in the past 7 days			
Information		[Type= discrete] [Format=numeric] [Range= 1-9] [Missing=*]	
Statistics [NW/ W]		[Valid=0 /-] [Invalid=159687 /-]	

s4aq6o: Which of the following type of work did Name do in the past 7 days

Value	Label	Cases	Percentage
1	Wage/Salary Work	0	
2	Domestic Work	0	
3	Farm Enterprise	0	
4	Non Farm Enterprise	0	
5	Family Help in Farm/Non Farm Enterprise	0	
6	Non Productive Agric	0	
7	Apprenticeship work	0	
8	Voluntary Work	0	
9	None , No work	0	
Sysmiss		159687	

Warning: these figures indicate the number of cases found in the data file. They cannot be interpreted as summary statistics of the population of interest.

s4aq1: During the past 7 days, did [NAME] work for a wage, salary, commission, other pa

Information	[Type= discrete] [Format=numeric] [Range= 1-2] [Missing=*]
Statistics [NW/ W]	[Valid=138766 /-] [Invalid=20921 /-]

Value	Label	Cases	Percentage
1	Yes	11727	8.5%
2	No	127039	91.5%
Sysmiss		20921	

Warning: these figures indicate the number of cases found in the data file. They cannot be interpreted as summary statistics of the population of interest.

s4aq2: During the past 7 days, how many hours did [NAME] work for a wage/salary?

Information	[Type= discrete] [Format=numeric] [Range= 1-7] [Missing=*]
Statistics [NW/ W]	[Valid=11727 /-] [Invalid=147960 /-] [Mean=5.151 /-] [StdDev=1.332 /-]

Value	Label	Cases	Percentage
1		154	1.3%
2		508	4.3%
3		818	7.0%
4		972	8.3%
5		4389	37.4%
6		3251	27.7%
7		1635	13.9%
Sysmiss		147960	

Warning: these figures indicate the number of cases found in the data file. They cannot be interpreted as summary statistics of the population of interest.

s4aq3a: Wage/salary work hours: Day 1

Information	[Type= continuous] [Format=numeric] [Range= 1-24] [Missing=*]
Statistics [NW/ W]	[Valid=11714 /-] [Invalid=147973 /-] [Mean=7.431 /-] [StdDev=2.202 /-]

s4aq3b: Wage/salary work hours: Day 2

Information	[Type= continuous] [Format=numeric] [Range= 1-30] [Missing=*]
Statistics [NW/ W]	[Valid=11571 /-] [Invalid=148116 /-] [Mean=7.451 /-] [StdDev=2.217 /-]

s4aq3c: Wage/salary work hours: Day 3

Information	[Type= continuous] [Format=numeric] [Range= 1-72] [Missing=*]
Statistics [NW/ W]	[Valid=11064 /-] [Invalid=148623 /-] [Mean=7.477 /-] [StdDev=2.299 /-]

# s4aq3d: Wage/salary work hours: Day 4			
Information	[Type= continuous] [Format=numeric] [Range= 1-24] [Missing=*]		
Statistics [NW/ W]	[Valid=10245 /-] [Invalid=149442 /-] [Mean=7.488 /-] [StdDev=2.122 /-]		
# s4aq3e: Wage/salary work hours: Day 5			
Information	[Type= continuous] [Format=numeric] [Range= 1-67] [Missing=*]		
Statistics [NW/ W]	[Valid=9278 /-] [Invalid=150409 /-] [Mean=7.537 /-] [StdDev=2.201 /-]		
# s4aq3f: Wage/salary work hours: Day 6			
Information	[Type= continuous] [Format=numeric] [Range= 1-24] [Missing=*]		
Statistics [NW/ W]	[Valid=4895 /-] [Invalid=154792 /-] [Mean=7.81 /-] [StdDev=2.295 /-]		
# s4aq3g: Wage/salary work hours: Day 7			
Information	[Type= continuous] [Format=numeric] [Range= 1-66] [Missing=*]		
Statistics [NW/ W]	[Valid=1646 /-] [Invalid=158041 /-] [Mean=7.83 /-] [StdDev=3.404 /-]		
# s4aq4: During the past 7 days, did [NAME] work as a domestic worker for a wage, salary,			
Information	[Type= discrete] [Format=numeric] [Range= 1-2] [Missing=*]		
Statistics [NW/ W]	[Valid=127039 /-] [Invalid=32648 /-]		
Value	Label	Cases	Percentage
1	Yes	390	0.3%
2	No	126649	99.7%
Sysmiss		32648	
<i>Warning: these figures indicate the number of cases found in the data file. They cannot be interpreted as summary statistics of the population of interest.</i>			
# s4aq5: During the past 7 days, for how many days did (NAME) do domestic work?			
Information	[Type= discrete] [Format=numeric] [Range= 1-7] [Missing=*]		
Statistics [NW/ W]	[Valid=390 /-] [Invalid=159297 /-] [Mean=5.028 /-] [StdDev=1.676 /-]		
Value	Label	Cases	Percentage
1		19	4.9%
2		20	5.1%
3		41	10.5%
4		29	7.4%
5		102	26.2%
6		100	25.6%
7		79	20.3%
Sysmiss		159297	
<i>Warning: these figures indicate the number of cases found in the data file. They cannot be interpreted as summary statistics of the population of interest.</i>			
# s4aq6a: Domestic work hours: Day 1			
Information	[Type= discrete] [Format=numeric] [Range= 1-16] [Missing=*]		
Statistics [NW/ W]	[Valid=390 /-] [Invalid=159297 /-] [Mean=6.697 /-] [StdDev=2.43 /-]		
Value	Label	Cases	Percentage
1		6	1.5%
2		8	2.1%
3		22	5.6%
4		33	8.5%
5		61	15.6%
6		58	14.9%

s4aq6a: Domestic work hours: Day 1

Value	Label	Cases	Percentage
7		32	8.2%
8		99	25.4%
9		26	6.7%
10		28	7.2%
11		6	1.5%
12		6	1.5%
13		1	0.3%
14		3	0.8%
16		1	0.3%
Sysmiss		159297	

Warning: these figures indicate the number of cases found in the data file. They cannot be interpreted as summary statistics of the population of interest.

s4aq6b: Domestic work hours: Day 2

Information	[Type= discrete] [Format=numeric] [Range= 1-16] [Missing=*]
Statistics [NW/ W]	[Valid=371 /-] [Invalid=159316 /-] [Mean=6.771 /-] [StdDev=2.409 /-]

Value	Label	Cases	Percentage
1		3	0.8%
2		10	2.7%
3		19	5.1%
4		33	8.9%
5		52	14.0%
6		59	15.9%
7		30	8.1%
8		90	24.3%
9		30	8.1%
10		29	7.8%
11		5	1.3%
12		7	1.9%
13		1	0.3%
14		2	0.5%
16		1	0.3%
Sysmiss		159316	

Warning: these figures indicate the number of cases found in the data file. They cannot be interpreted as summary statistics of the population of interest.

s4aq6c: Domestic work hours: Day 3

Information	[Type= discrete] [Format=numeric] [Range= 1-16] [Missing=*]
Statistics [NW/ W]	[Valid=351 /-] [Invalid=159336 /-] [Mean=6.778 /-] [StdDev=2.351 /-]

Value	Label	Cases	Percentage
1		1	0.3%
2		8	2.3%
3		22	6.3%
4		26	7.4%
5		51	14.5%
6		58	16.5%
7		29	8.3%
8		90	25.6%

s4aq6c: Domestic work hours: Day 3

Value	Label	Cases	Percentage
9		30	8.5%
10		21	6.0%
11		5	1.4%
12		5	1.4%
13		1	0.3%
14		3	0.9%
16		1	0.3%
Sysmiss		159336	

Warning: these figures indicate the number of cases found in the data file. They cannot be interpreted as summary statistics of the population of interest.

s4aq6d: Domestic work hours: Day 4

Information	[Type= discrete] [Format=numeric] [Range= 2-14] [Missing=*]
Statistics [NW/ W]	[Valid=310 /-] [Invalid=159377 /-] [Mean=6.955 /-] [StdDev=2.267 /-]

Value	Label	Cases	Percentage
2		5	1.6%
3		18	5.8%
4		16	5.2%
5		46	14.8%
6		54	17.4%
7		29	9.4%
8		76	24.5%
9		27	8.7%
10		24	7.7%
11		6	1.9%
12		6	1.9%
14		3	1.0%
Sysmiss		159377	

Warning: these figures indicate the number of cases found in the data file. They cannot be interpreted as summary statistics of the population of interest.

s4aq6e: Domestic work hours: Day 5

Information	[Type= discrete] [Format=numeric] [Range= 2-14] [Missing=*]
Statistics [NW/ W]	[Valid=281 /-] [Invalid=159406 /-] [Mean=6.996 /-] [StdDev=2.229 /-]

Value	Label	Cases	Percentage
2		5	1.8%
3		16	5.7%
4		14	5.0%
5		39	13.9%
6		46	16.4%
7		26	9.3%
8		75	26.7%
9		23	8.2%
10		25	8.9%
11		5	1.8%
12		5	1.8%
13		1	0.4%
14		1	0.4%

# s4aq6e: Domestic work hours: Day 5			
Value	Label	Cases	Percentage
Sysmiss		159406	
<i>Warning: these figures indicate the number of cases found in the data file. They cannot be interpreted as summary statistics of the population of interest.</i>			
# s4aq6f: Domestic work hours: Day 6			
Information	[Type= discrete] [Format=numeric] [Range= 2-14] [Missing=*]		
Statistics [NW/ W]	[Valid=179 /-] [Invalid=159508 /-] [Mean=7.173 /-] [StdDev=2.372 /-]		
Value	Label	Cases	Percentage
2		4	2.2%
3		13	7.3%
4		6	3.4%
5		16	8.9%
6		34	19.0%
7		15	8.4%
8		45	25.1%
9		16	8.9%
10		20	11.2%
11		3	1.7%
12		5	2.8%
13		1	0.6%
14		1	0.6%
Sysmiss		159508	
<i>Warning: these figures indicate the number of cases found in the data file. They cannot be interpreted as summary statistics of the population of interest.</i>			
# s4aq6g: Domestic work hours: Day 7			
Information	[Type= discrete] [Format=numeric] [Range= 2-14] [Missing=*]		
Statistics [NW/ W]	[Valid=79 /-] [Invalid=159608 /-] [Mean=7.063 /-] [StdDev=2.78 /-]		
Value	Label	Cases	Percentage
2		3	3.8%
3		10	12.7%
4		2	2.5%
5		6	7.6%
6		17	21.5%
7		2	2.5%
8		13	16.5%
9		8	10.1%
10		12	15.2%
11		2	2.5%
12		3	3.8%
14		1	1.3%
Sysmiss		159608	
<i>Warning: these figures indicate the number of cases found in the data file. They cannot be interpreted as summary statistics of the population of interest.</i>			
# s4aq7: During the past 7 days, did [NAME] work on a farm that is owned or rented by a m			
Information	[Type= discrete] [Format=numeric] [Range= 1-2] [Missing=*]		
Statistics [NW/ W]	[Valid=126649 /-] [Invalid=33038 /-]		

# s4aq7: During the past 7 days, did [NAME] work on a farm that is owned or rented by a m			
Value	Label	Cases	Percentage
1	Yes	21061	16.6%
2	No	105588	83.4%
Sysmiss		33038	
<i>Warning: these figures indicate the number of cases found in the data file. They cannot be interpreted as summary statistics of the population of interest.</i>			
# s4aq8: During the past 7 days, how many days has (NAME) done on this farm or other agri			
Information	[Type= discrete] [Format=numeric] [Range= 1-7] [Missing=*]		
Statistics [NW/ W]	[Valid=21061 /-] [Invalid=138626 /-] [Mean=4.775 /-] [StdDev=1.585 /-]		
Value	Label	Cases	Percentage
1		963	4.6%
2		1344	6.4%
3		2149	10.2%
4		2900	13.8%
5		5666	26.9%
6		5733	27.2%
7		2306	10.9%
Sysmiss		138626	
<i>Warning: these figures indicate the number of cases found in the data file. They cannot be interpreted as summary statistics of the population of interest.</i>			
# s4aq9a: Farm Enterprise work hours: Day 1			
Information	[Type= continuous] [Format=numeric] [Range= -6-51] [Missing=*]		
Statistics [NW/ W]	[Valid=21058 /-] [Invalid=138629 /-] [Mean=5.91 /-] [StdDev=2.065 /-]		
# s4aq9b: Farm Enterprise work hours: Day 2			
Information	[Type= continuous] [Format=numeric] [Range= 1-66] [Missing=*]		
Statistics [NW/ W]	[Valid=20097 /-] [Invalid=139590 /-] [Mean=5.941 /-] [StdDev=2.058 /-]		
# s4aq9c: Farm Enterprise work hours: Day 3			
Information	[Type= continuous] [Format=numeric] [Range= 1-76] [Missing=*]		
Statistics [NW/ W]	[Valid=18756 /-] [Invalid=140931 /-] [Mean=6 /-] [StdDev=2.043 /-]		
# s4aq9d: Farm Enterprise work hours: Day 4			
Information	[Type= discrete] [Format=numeric] [Range= 1-18] [Missing=*]		
Statistics [NW/ W]	[Valid=16602 /-] [Invalid=143085 /-] [Mean=6.074 /-] [StdDev=1.955 /-]		
Value	Label	Cases	Percentage
1		100	0.6%
2		420	2.5%
3		830	5.0%
4		1927	11.6%
5		3475	20.9%
6		3490	21.0%
7		2152	13.0%
8		2688	16.2%
9		745	4.5%
10		562	3.4%
11		88	0.5%
12		117	0.7%

s4aq9d: Farm Enterprise work hours: Day 4

Value	Label	Cases	Percentage
13		3	0.0%
14		2	0.0%
15		1	0.0%
18		2	0.0%
Sysmiss		143085	

Warning: these figures indicate the number of cases found in the data file. They cannot be interpreted as summary statistics of the population of interest.

s4aq9e: Farm Enterprise work hours: Day 5

Information	[Type= continuous] [Format=numeric] [Range= 1-85] [Missing=*]
Statistics [NW/ W]	[Valid=13707 /-] [Invalid=145980 /-] [Mean=6.202 /-] [StdDev=2.054 /-]

s4aq9f: Farm Enterprise work hours: Day 6

Information	[Type= discrete] [Format=numeric] [Range= 1-18] [Missing=*]
Statistics [NW/ W]	[Valid=8043 /-] [Invalid=151644 /-] [Mean=6.387 /-] [StdDev=2.018 /-]

Value	Label	Cases	Percentage
1		67	0.8%
2		195	2.4%
3		288	3.6%
4		692	8.6%
5		1471	18.3%
6		1646	20.5%
7		1177	14.6%
8		1518	18.9%
9		470	5.8%
10		373	4.6%
11		64	0.8%
12		74	0.9%
13		4	0.0%
14		2	0.0%
18		2	0.0%
Sysmiss		151644	

Warning: these figures indicate the number of cases found in the data file. They cannot be interpreted as summary statistics of the population of interest.

s4aq9g: Farm Enterprise work hours: Day 7

Information	[Type= discrete] [Format=numeric] [Range= 1-18] [Missing=*]
Statistics [NW/ W]	[Valid=2306 /-] [Invalid=157381 /-] [Mean=6.227 /-] [StdDev=2.396 /-]

Value	Label	Cases	Percentage
1		47	2.0%
2		118	5.1%
3		151	6.5%
4		190	8.2%
5		388	16.8%
6		396	17.2%
7		291	12.6%
8		343	14.9%
9		165	7.2%

s4aq9g: Farm Enterprise work hours: Day 7

Value	Label	Cases	Percentage
10		158	6.9%
11		20	0.9%
12		33	1.4%
13		3	0.1%
14		2	0.1%
18		1	0.0%
Sysmiss		157381	

Warning: these figures indicate the number of cases found in the data file. They cannot be interpreted as summary statistics of the population of interest.

s4aq10: Are the products obtained from this activity on the farm mainly intended for sal

Information	[Type= discrete] [Format=numeric] [Range= 1-4] [Missing=*]
Statistics [NW/ W]	[Valid=21061 /-] [Invalid=138626 /-]

Value	Label	Cases	Percentage
1	Only for sale/barter	2718	12.9%
2	Mainly for sale/barter but some for own/ family use	9808	46.6%
3	Mainly for own/family use but some for sale/barter	6480	30.8%
4	Only for own/family use	2055	9.8%
Sysmiss		138626	

Warning: these figures indicate the number of cases found in the data file. They cannot be interpreted as summary statistics of the population of interest.

s4aq11: During the past 7 days, did [NAME] run/manage a non-farm enterprise of any size

Information	[Type= discrete] [Format=numeric] [Range= 1-2] [Missing=*]
Statistics [NW/ W]	[Valid=105588 /-] [Invalid=54099 /-]

Value	Label	Cases	Percentage
1	Yes	12072	11.4%
2	No	93516	88.6%
Sysmiss		54099	

Warning: these figures indicate the number of cases found in the data file. They cannot be interpreted as summary statistics of the population of interest.

s4aq12: During the past 7 days, for how many days did (NAME) work in the non-farm enterpr

Information	[Type= discrete] [Format=numeric] [Range= 1-7] [Missing=*]
Statistics [NW/ W]	[Valid=12072 /-] [Invalid=147615 /-] [Mean=5.24 /-] [StdDev=1.671 /-]

Value	Label	Cases	Percentage
1		406	3.4%
2		794	6.6%
3		937	7.8%
4		1030	8.5%
5		2182	18.1%
6		3640	30.2%
7		3083	25.5%
Sysmiss		147615	

Warning: these figures indicate the number of cases found in the data file. They cannot be interpreted as summary statistics of the population of interest.

s4aq13a: Non-Farm Enterprise work hours: Day 1

Information	[Type= continuous] [Format=numeric] [Range= 1-24] [Missing=*]
Statistics [NW/ W]	[Valid=12071 /-] [Invalid=147616 /-] [Mean=7.147 /-] [StdDev=2.508 /-]

# s4aq13b: Non-Farm Enterprise work hours: Day 2			
Information	[Type= continuous] [Format=numeric] [Range= 1-96] [Missing=*]		
Statistics [NW/ W]	[Valid=11658 /-] [Invalid=148029 /-] [Mean=7.156 /-] [StdDev=2.634 /-]		
# s4aq13c: Non-Farm Enterprise work hours: Day 3			
Information	[Type= continuous] [Format=numeric] [Range= 1-57] [Missing=*]		
Statistics [NW/ W]	[Valid=10867 /-] [Invalid=148820 /-] [Mean=7.159 /-] [StdDev=2.489 /-]		
# s4aq13d: Non-Farm Enterprise work hours: Day 4			
Information	[Type= discrete] [Format=numeric] [Range= 1-20] [Missing=*]		
Statistics [NW/ W]	[Valid=9934 /-] [Invalid=149753 /-] [Mean=7.221 /-] [StdDev=2.437 /-]		
Value	Label	Cases	Percentage
1		54	0.5%
2		172	1.7%
3		372	3.7%
4		651	6.6%
5		1230	12.4%
6		1395	14.0%
7		1206	12.1%
8		2262	22.8%
9		965	9.7%
10		909	9.2%
11		196	2.0%
12		341	3.4%
13		73	0.7%
14		60	0.6%
15		34	0.3%
16		8	0.1%
17		1	0.0%
18		4	0.0%
20		1	0.0%
Sysmiss		149753	
<i>Warning: these figures indicate the number of cases found in the data file. They cannot be interpreted as summary statistics of the population of interest.</i>			
# s4aq13e: Non-Farm Enterprise work hours: Day 5			
Information	[Type= discrete] [Format=numeric] [Range= 1-20] [Missing=*]		
Statistics [NW/ W]	[Valid=8909 /-] [Invalid=150778 /-] [Mean=7.303 /-] [StdDev=2.43 /-]		
Value	Label	Cases	Percentage
1		48	0.5%
2		130	1.5%
3		310	3.5%
4		569	6.4%
5		1066	12.0%
6		1215	13.6%
7		1082	12.1%
8		2078	23.3%
9		891	10.0%
10		853	9.6%

s4aq13e: Non-Farm Enterprise work hours: Day 5

Value	Label	Cases	Percentage
11		178	2.0%
12		314	3.5%
13		72	0.8%
14		56	0.6%
15		31	0.3%
16		10	0.1%
17		1	0.0%
18		4	0.0%
20		1	0.0%
Sysmiss		150778	

Warning: these figures indicate the number of cases found in the data file. They cannot be interpreted as summary statistics of the population of interest.

s4aq13f: Non-Farm Enterprise work hours: Day 6

Information	[Type= discrete] [Format=numeric] [Range= 1-21] [Missing=*]
Statistics [NW/ W]	[Valid=6728 /-] [Invalid=152959 /-] [Mean=7.452 /-] [StdDev=2.493 /-]

Value	Label	Cases	Percentage
1		33	0.5%
2		109	1.6%
3		218	3.2%
4		389	5.8%
5		776	11.5%
6		861	12.8%
7		751	11.2%
8		1589	23.6%
9		716	10.6%
10		692	10.3%
11		147	2.2%
12		291	4.3%
13		63	0.9%
14		55	0.8%
15		27	0.4%
16		5	0.1%
18		3	0.0%
20		2	0.0%
21		1	0.0%
Sysmiss		152959	

Warning: these figures indicate the number of cases found in the data file. They cannot be interpreted as summary statistics of the population of interest.

s4aq13g: Non-Farm Enterprise work hours: Day 7

Information	[Type= continuous] [Format=numeric] [Range= 1-34] [Missing=*]
Statistics [NW/ W]	[Valid=3090 /-] [Invalid=156597 /-] [Mean=7.166 /-] [StdDev=2.771 /-]

s4aq14: Are the products/services obtained from this activity on the non-farm enterprise

Information	[Type= discrete] [Format=numeric] [Range= 1-4] [Missing=*]
Statistics [NW/ W]	[Valid=12072 /-] [Invalid=147615 /-]

s4aq14: Are the products/services obtained from this activity on the non-farm enterprise

Value	Label	Cases	Percentage
1	Only for sale/barter	6160	51.0%
2	Mainly for sale/barter but some for own/ family use	5503	45.6%
3	Mainly for own/family use but some for sale/barter	168	1.4%
4	Only for own/family use	241	2.0%
Sysmiss		147615	

Warning: these figures indicate the number of cases found in the data file. They cannot be interpreted as summary statistics of the population of interest.

s4aq15: During the past 7 days, did [NAME] help/work in a farm/non-farm enterprise of an

Information	[Type= discrete] [Format=numeric] [Range= 1-2] [Missing=*]
-------------	--

Statistics [NW/ W]	[Valid=93516 /-] [Invalid=66171 /-]
--------------------	-------------------------------------

Value	Label	Cases	Percentage
1	Yes	7563	8.1%
2	No	85953	91.9%
Sysmiss		66171	

Warning: these figures indicate the number of cases found in the data file. They cannot be interpreted as summary statistics of the population of interest.

s4aq16: During the past 7 days, for how many days did (NAME) help/work in the farm/non-f

Information	[Type= discrete] [Format=numeric] [Range= 1-7] [Missing=*]
-------------	--

Statistics [NW/ W]	[Valid=7563 /-] [Invalid=152124 /-] [Mean=4.23 /-] [StdDev=1.839 /-]
--------------------	--

Value	Label	Cases	Percentage
1		707	9.3%
2		1054	13.9%
3		916	12.1%
4		1000	13.2%
5		1685	22.3%
6		1400	18.5%
7		801	10.6%
Sysmiss		152124	

Warning: these figures indicate the number of cases found in the data file. They cannot be interpreted as summary statistics of the population of interest.

s4aq17a: Family help work hours: Day 1

Information	[Type= discrete] [Format=numeric] [Range= 1-18] [Missing=*]
-------------	---

Statistics [NW/ W]	[Valid=7563 /-] [Invalid=152124 /-] [Mean=5.313 /-] [StdDev=2.191 /-]
--------------------	---

Value	Label	Cases	Percentage
1		196	2.6%
2		517	6.8%
3		833	11.0%
4		1164	15.4%
5		1668	22.1%
6		1211	16.0%
7		594	7.9%
8		888	11.7%
9		189	2.5%
10		213	2.8%
11		23	0.3%
12		47	0.6%

s4aq17a: Family help work hours: Day 1

Value	Label	Cases	Percentage
13		9	0.1%
14		5	0.1%
15		3	0.0%
16		1	0.0%
17		1	0.0%
18		1	0.0%
Sysmiss		152124	

Warning: these figures indicate the number of cases found in the data file. They cannot be interpreted as summary statistics of the population of interest.

s4aq17b: Family help work hours: Day 2

Information	[Type= discrete] [Format=numeric] [Range= 1-17] [Missing=*]
Statistics [NW/ W]	[Valid=6855 /-] [Invalid=152832 /-] [Mean=5.365 /-] [StdDev=2.181 /-]

Value	Label	Cases	Percentage
1		157	2.3%
2		462	6.7%
3		716	10.4%
4		1067	15.6%
5		1471	21.5%
6		1143	16.7%
7		579	8.4%
8		778	11.3%
9		205	3.0%
10		195	2.8%
11		23	0.3%
12		42	0.6%
13		8	0.1%
14		4	0.1%
15		3	0.0%
16		1	0.0%
17		1	0.0%
Sysmiss		152832	

Warning: these figures indicate the number of cases found in the data file. They cannot be interpreted as summary statistics of the population of interest.

s4aq17c: Family help work hours: Day 3

Information	[Type= discrete] [Format=numeric] [Range= 1-19] [Missing=*]
Statistics [NW/ W]	[Valid=5800 /-] [Invalid=153887 /-] [Mean=5.49 /-] [StdDev=2.195 /-]

Value	Label	Cases	Percentage
1		116	2.0%
2		344	5.9%
3		575	9.9%
4		859	14.8%
5		1267	21.8%
6		965	16.6%
7		508	8.8%
8		731	12.6%
9		184	3.2%

s4aq17c: Family help work hours: Day 3

Value	Label	Cases	Percentage
10		175	3.0%
11		20	0.3%
12		37	0.6%
13		6	0.1%
14		5	0.1%
15		4	0.1%
16		2	0.0%
18		1	0.0%
19		1	0.0%
Sysmiss		153887	

Warning: these figures indicate the number of cases found in the data file. They cannot be interpreted as summary statistics of the population of interest.

s4aq17d: Family help work hours: Day 4

Information	[Type= continuous] [Format=numeric] [Range= 1-24] [Missing=*]
Statistics [NW/ W]	[Valid=4883 /-] [Invalid=154804 /-] [Mean=5.629 /-] [StdDev=2.185 /-]

s4aq17e: Family help work hours: Day 5

Information	[Type= continuous] [Format=numeric] [Range= 1-37] [Missing=*]
Statistics [NW/ W]	[Valid=3888 /-] [Invalid=155799 /-] [Mean=5.78 /-] [StdDev=2.241 /-]

s4aq17f: Family help work hours: Day 6

Information [Type= discrete] [Format=numeric] [Range= 1-16] [Missing=*]

Statistics [NW/ W] [Valid=2203 /-] [Invalid=157484 /-] [Mean=6.061 /-] [StdDev=2.287 /-]

Value	Label	Cases	Percentage
1		34	1.5%
2		85	3.9%
3		153	6.9%
4		255	11.6%
5		442	20.1%
6		351	15.9%
7		250	11.3%
8		368	16.7%
9		109	4.9%
10		103	4.7%
11		13	0.6%
12		26	1.2%
13		7	0.3%
14		4	0.2%
15		2	0.1%
16		1	0.0%
Sysmiss		157484	

Warning: these figures indicate the number of cases found in the data file. They cannot be interpreted as summary statistics of the population of interest.

s4aq17g: Family help work hours: Day 7

Information [Type= continuous] [Format=numeric] [Range= 1-46] [Missing=*]

Statistics [NW/ W] [Valid=803 /-] [Invalid=158884 /-] [Mean=5.963 /-] [StdDev=2.872 /-]

s4aq18: Are the products/services obtained from this activity on the non-farm enterprise

Information [Type= discrete] [Format=numeric] [Range= 1-4] [Missing=*]

Statistics [NW/ W] [Valid=7561 /-] [Invalid=152126 /-]

Value	Label	Cases	Percentage
1	Only for sale/barter	1429	18.9%
2	Mainly for sale/barter but some for own/ family use	3585	47.4%
3	Mainly for own/family use but some for sale/barter	1985	26.3%
4	Only for own/family use	562	7.4%
Sysmiss		152126	

Warning: these figures indicate the number of cases found in the data file. They cannot be interpreted as summary statistics of the population of interest.

s4aq19: During the past 7 days, did [NAME] catch fish, prawns, wildlife or collect any o

Information [Type= discrete] [Format=numeric] [Range= 1-5] [Missing=*]

Statistics [NW/ W] [Valid=85953 /-] [Invalid=73734 /-]

Value	Label	Cases	Percentage
1	Only for sale/barter	35	0.0%
2	Mainly for sale/barter but some for own/ family use	146	0.2%
3	Mainly for own/family use but some for sale/barter	45	0.1%
4	Only for own/family use	52	0.1%
5	No	85675	99.7%
Sysmiss		73734	

# s4aq19: During the past 7 days, did [NAME] catch fish, prawns, wildlife or collect any o			
<i>Warning: these figures indicate the number of cases found in the data file. They cannot be interpreted as summary statistics of the population of interest.</i>			
# s4aq20: During the past 7 days, for how many days did (NAME) do this activity?			
Information	[Type= discrete] [Format=numeric] [Range= 1-7] [Missing=*]		
Statistics [NW/ W]	[Valid=278 /-] [Invalid=159409 /-] [Mean=4.385 /-] [StdDev=1.969 /-]		
Value	Label	Cases	Percentage
1		19	6.8%
2		44	15.8%
3		45	16.2%
4		29	10.4%
5		42	15.1%
6		42	15.1%
7		57	20.5%
Sysmiss		159409	
<i>Warning: these figures indicate the number of cases found in the data file. They cannot be interpreted as summary statistics of the population of interest.</i>			
# s4aq21a: Non Productive Agric work hours: Day 1			
Information	[Type= discrete] [Format=numeric] [Range= 1-13] [Missing=*]		
Statistics [NW/ W]	[Valid=278 /-] [Invalid=159409 /-] [Mean=5.324 /-] [StdDev=2.551 /-]		
Value	Label	Cases	Percentage
1		14	5.0%
2		26	9.4%
3		35	12.6%
4		37	13.3%
5		43	15.5%
6		38	13.7%
7		16	5.8%
8		43	15.5%
9		11	4.0%
10		8	2.9%
11		2	0.7%
12		4	1.4%
13		1	0.4%
Sysmiss		159409	
<i>Warning: these figures indicate the number of cases found in the data file. They cannot be interpreted as summary statistics of the population of interest.</i>			
# s4aq21b: Non Productive Agric work hours: Day 2			
Information	[Type= discrete] [Format=numeric] [Range= 1-13] [Missing=*]		
Statistics [NW/ W]	[Valid=259 /-] [Invalid=159428 /-] [Mean=5.413 /-] [StdDev=2.442 /-]		
Value	Label	Cases	Percentage
1		6	2.3%
2		25	9.7%
3		29	11.2%
4		46	17.8%
5		34	13.1%
6		38	14.7%
7		22	8.5%

s4aq21b: Non Productive Agric work hours: Day 2

Value	Label	Cases	Percentage
8		32	12.4%
9		15	5.8%
10		6	2.3%
11		1	0.4%
12		4	1.5%
13		1	0.4%
Sysmiss		159428	

Warning: these figures indicate the number of cases found in the data file. They cannot be interpreted as summary statistics of the population of interest.

s4aq21c: Non Productive Agric work hours: Day 3

Information	[Type= discrete] [Format=numeric] [Range= 1-12] [Missing=*]
Statistics [NW/ W]	[Valid=215 /-] [Invalid=159472 /-] [Mean=5.619 /-] [StdDev=2.423 /-]

Value	Label	Cases	Percentage
1		4	1.9%
2		19	8.8%
3		22	10.2%
4		31	14.4%
5		34	15.8%
6		31	14.4%
7		14	6.5%
8		37	17.2%
9		13	6.0%
10		5	2.3%
11		1	0.5%
12		4	1.9%
Sysmiss		159472	

Warning: these figures indicate the number of cases found in the data file. They cannot be interpreted as summary statistics of the population of interest.

s4aq21d: Non Productive Agric work hours: Day 4

Information	[Type= discrete] [Format=numeric] [Range= 1-12] [Missing=*]
Statistics [NW/ W]	[Valid=170 /-] [Invalid=159517 /-] [Mean=5.759 /-] [StdDev=2.226 /-]

Value	Label	Cases	Percentage
1		2	1.2%
2		8	4.7%
3		16	9.4%
4		27	15.9%
5		33	19.4%
6		25	14.7%
7		10	5.9%
8		33	19.4%
9		9	5.3%
10		4	2.4%
11		1	0.6%
12		2	1.2%
Sysmiss		159517	

Warning: these figures indicate the number of cases found in the data file. They cannot be interpreted as summary statistics of the population of interest.

s4aq21e: Non Productive Agric work hours: Day 5

Information	[Type= discrete] [Format=numeric] [Range= 1-12] [Missing=*]
Statistics [NW/ W]	[Valid=141 /-] [Invalid=159546 /-] [Mean=5.695 /-] [StdDev=2.073 /-]

Value	Label	Cases	Percentage
1		1	0.7%
2		5	3.5%
3		16	11.3%
4		23	16.3%
5		23	16.3%
6		28	19.9%
7		6	4.3%
8		28	19.9%
9		9	6.4%
10		1	0.7%
12		1	0.7%
Sysmiss		159546	

Warning: these figures indicate the number of cases found in the data file. They cannot be interpreted as summary statistics of the population of interest.

s4aq21f: Non Productive Agric work hours: Day 6

Information	[Type= discrete] [Format=numeric] [Range= 1-12] [Missing=*]
Statistics [NW/ W]	[Valid=99 /-] [Invalid=159588 /-] [Mean=5.848 /-] [StdDev=2.096 /-]

Value	Label	Cases	Percentage
1		2	2.0%
2		4	4.0%
3		6	6.1%
4		13	13.1%
5		19	19.2%
6		21	21.2%
7		7	7.1%
8		18	18.2%
9		7	7.1%
10		1	1.0%
12		1	1.0%
Sysmiss		159588	

Warning: these figures indicate the number of cases found in the data file. They cannot be interpreted as summary statistics of the population of interest.

s4aq21g: Non Productive Agric work hours: Day 7

Information	[Type= discrete] [Format=numeric] [Range= 2-9] [Missing=*]
Statistics [NW/ W]	[Valid=57 /-] [Invalid=159630 /-] [Mean=6.035 /-] [StdDev=2.017 /-]

Value	Label	Cases	Percentage
2		4	7.0%
3		2	3.5%
4		8	14.0%
5		7	12.3%
6		13	22.8%
7		5	8.8%
8		12	21.1%

s4aq21g: Non Productive Agric work hours: Day 7

Value	Label	Cases	Percentage
9		6	10.5%
Sysmiss		159630	

Warning: these figures indicate the number of cases found in the data file. They cannot be interpreted as summary statistics of the population of interest.

s4aq22: During the past 7 days, did [NAME] work as an apprentice even if it was for at l

Information	[Type= discrete] [Format=numeric] [Range= 1-4] [Missing=*]
Statistics [NW/ W]	[Valid=85675 /-] [Invalid=74012 /-]

Value	Label	Cases	Percentage
1	Yes, received pay	275	0.3%
2	Yes, had to pay	1042	1.2%
3	Yes, did not receive pay and did not pay	2020	2.4%
4	No	82338	96.1%
Sysmiss		74012	

Warning: these figures indicate the number of cases found in the data file. They cannot be interpreted as summary statistics of the population of interest.

s4aq23: During the past 7 days, for how many days did (NAME) work as an apprentice?

Information	[Type= discrete] [Format=numeric] [Range= 1-7] [Missing=*]
Statistics [NW/ W]	[Valid=3337 /-] [Invalid=156350 /-] [Mean=5.351 /-] [StdDev=1.111 /-]

Value	Label	Cases	Percentage
1		62	1.9%
2		60	1.8%
3		99	3.0%
4		160	4.8%
5		1239	37.1%
6		1476	44.2%
7		241	7.2%
Sysmiss		156350	

Warning: these figures indicate the number of cases found in the data file. They cannot be interpreted as summary statistics of the population of interest.

s4aq24a: Apprenticeship work hours: Day 1

Information	[Type= discrete] [Format=numeric] [Range= 0-15] [Missing=*]
Statistics [NW/ W]	[Valid=3337 /-] [Invalid=156350 /-] [Mean=7.515 /-] [StdDev=1.85 /-]

Value	Label	Cases	Percentage
0		4	0.1%
1		4	0.1%
2		26	0.8%
3		44	1.3%
4		92	2.8%
5		304	9.1%
6		440	13.2%
7		440	13.2%
8		1172	35.1%
9		420	12.6%
10		268	8.0%
11		49	1.5%
12		60	1.8%

s4aq24a: Apprenticeship work hours: Day 1

Value	Label	Cases	Percentage
13		10	0.3%
14		3	0.1%
15		1	0.0%
Sysmiss		156350	

Warning: these figures indicate the number of cases found in the data file. They cannot be interpreted as summary statistics of the population of interest.

s4aq24b: Apprenticeship work hours: Day 2

Information	[Type= discrete] [Format=numeric] [Range= 0-15] [Missing=*]
Statistics [NW/ W]	[Valid=3275 /-] [Invalid=156412 /-] [Mean=7.527 /-] [StdDev=1.814 /-]

Value	Label	Cases	Percentage
0		3	0.1%
1		4	0.1%
2		25	0.8%
3		39	1.2%
4		84	2.6%
5		279	8.5%
6		441	13.5%
7		469	14.3%
8		1138	34.7%
9		422	12.9%
10		252	7.7%
11		46	1.4%
12		62	1.9%
13		8	0.2%
14		2	0.1%
15		1	0.0%
Sysmiss		156412	

Warning: these figures indicate the number of cases found in the data file. They cannot be interpreted as summary statistics of the population of interest.

s4aq24c: Apprenticeship work hours: Day 3

Information	[Type= discrete] [Format=numeric] [Range= 0-18] [Missing=*]
Statistics [NW/ W]	[Valid=3213 /-] [Invalid=156474 /-] [Mean=7.525 /-] [StdDev=1.807 /-]

Value	Label	Cases	Percentage
0		3	0.1%
1		4	0.1%
2		18	0.6%
3		40	1.2%
4		90	2.8%
5		289	9.0%
6		402	12.5%
7		467	14.5%
8		1112	34.6%
9		438	13.6%
10		242	7.5%
11		44	1.4%
12		53	1.6%

s4aq24c: Apprenticeship work hours: Day 3

Value	Label	Cases	Percentage
13		7	0.2%
14		1	0.0%
15		2	0.1%
18		1	0.0%
Sysmiss		156474	

Warning: these figures indicate the number of cases found in the data file. They cannot be interpreted as summary statistics of the population of interest.

s4aq24d: Apprenticeship work hours: Day 4

Information	[Type= discrete] [Format=numeric] [Range= 0-18] [Missing=*]
--------------------	---

Statistics [NW/ W]	[Valid=3117 /-] [Invalid=156570 /-] [Mean=7.513 /-] [StdDev=1.808 /-]
---------------------------	---

Value	Label	Cases	Percentage
0		3	0.1%
1		3	0.1%
2		22	0.7%
3		41	1.3%
4		75	2.4%
5		281	9.0%
6		407	13.1%
7		454	14.6%
8		1079	34.6%
9		419	13.4%
10		225	7.2%
11		47	1.5%
12		52	1.7%
13		6	0.2%
14		1	0.0%
18		2	0.1%
Sysmiss		156570	

Warning: these figures indicate the number of cases found in the data file. They cannot be interpreted as summary statistics of the population of interest.

s4aq24e: Apprenticeship work hours: Day 5

Information	[Type= discrete] [Format=numeric] [Range= 0-15] [Missing=*]
--------------------	---

Statistics [NW/ W]	[Valid=2956 /-] [Invalid=156731 /-] [Mean=7.519 /-] [StdDev=1.804 /-]
---------------------------	---

Value	Label	Cases	Percentage
0		3	0.1%
1		6	0.2%
2		21	0.7%
3		41	1.4%
4		66	2.2%
5		261	8.8%
6		375	12.7%
7		434	14.7%
8		1033	34.9%
9		396	13.4%
10		218	7.4%
11		43	1.5%

s4aq24e: Apprenticeship work hours: Day 5

Value	Label	Cases	Percentage
12		51	1.7%
13		7	0.2%
15		1	0.0%
Sysmiss		156731	

Warning: these figures indicate the number of cases found in the data file. They cannot be interpreted as summary statistics of the population of interest.

s4aq24f: Apprenticeship work hours: Day 6

Information	[Type= discrete] [Format=numeric] [Range= 0-13] [Missing=*]
Statistics [NW/ W]	[Valid=1718 /-] [Invalid=157969 /-] [Mean=7.66 /-] [StdDev=1.818 /-]

Value	Label	Cases	Percentage
0		4	0.2%
1		3	0.2%
2		12	0.7%
3		11	0.6%
4		34	2.0%
5		146	8.5%
6		211	12.3%
7		217	12.6%
8		613	35.7%
9		245	14.3%
10		151	8.8%
11		28	1.6%
12		37	2.2%
13		6	0.3%
Sysmiss		157969	

Warning: these figures indicate the number of cases found in the data file. They cannot be interpreted as summary statistics of the population of interest.

s4aq24g: Apprenticeship work hours: Day 7

Information	[Type= discrete] [Format=numeric] [Range= 0-13] [Missing=*]
Statistics [NW/ W]	[Valid=241 /-] [Invalid=159446 /-] [Mean=7.174 /-] [StdDev=2.419 /-]

Value	Label	Cases	Percentage
0		4	1.7%
1		3	1.2%
2		9	3.7%
3		1	0.4%
4		12	5.0%
5		25	10.4%
6		25	10.4%
7		29	12.0%
8		70	29.0%
9		29	12.0%
10		23	9.5%
11		5	2.1%
12		5	2.1%
13		1	0.4%
Sysmiss		159446	

# s4aq24g: Apprenticeship work hours: Day 7			
<i>Warning: these figures indicate the number of cases found in the data file. They cannot be interpreted as summary statistics of the population of interest.</i>			
# s4aq25: During the past 7 days, did [NAME] do any voluntary work for someone who is not			
Information	[Type= discrete] [Format=numeric] [Range= 1-2] [Missing=*]		
Statistics [NW/ W]	[Valid=82338 /-] [Invalid=77349 /-]		
Value	Label	Cases	Percentage
1	Yes,	418	0.5%
2	No	81920	99.5%
Sysmiss		77349	
<i>Warning: these figures indicate the number of cases found in the data file. They cannot be interpreted as summary statistics of the population of interest.</i>			
# s4aq26: During the past 7 days, for how many days did (NAME) do voluntary work?			
Information	[Type= discrete] [Format=numeric] [Range= 1-7] [Missing=*]		
Statistics [NW/ W]	[Valid=418 /-] [Invalid=159269 /-] [Mean=3.928 /-] [StdDev=2.02 /-]		
Value	Label	Cases	Percentage
1		64	15.3%
2		67	16.0%
3		55	13.2%
4		52	12.4%
5		65	15.6%
6		59	14.1%
7		56	13.4%
Sysmiss		159269	
<i>Warning: these figures indicate the number of cases found in the data file. They cannot be interpreted as summary statistics of the population of interest.</i>			
# s4aq27a: Voluntary work hours: Day 1			
Information	[Type= discrete] [Format=numeric] [Range= 1-14] [Missing=*]		
Statistics [NW/ W]	[Valid=415 /-] [Invalid=159272 /-] [Mean=5.173 /-] [StdDev=2.462 /-]		
Value	Label	Cases	Percentage
1		16	3.9%
2		42	10.1%
3		59	14.2%
4		52	12.5%
5		86	20.7%
6		48	11.6%
7		25	6.0%
8		58	14.0%
9		5	1.2%
10		15	3.6%
11		1	0.2%
12		6	1.4%
13		1	0.2%
14		1	0.2%
Sysmiss		159272	
<i>Warning: these figures indicate the number of cases found in the data file. They cannot be interpreted as summary statistics of the population of interest.</i>			
# s4aq27b: Voluntary work hours: Day 2			
Information	[Type= discrete] [Format=numeric] [Range= 1-13] [Missing=*]		

s4aq27b: Voluntary work hours: Day 2

Statistics [NW/ W] [Valid=353 /-] [Invalid=159334 /-] [Mean=5.374 /-] [StdDev=2.434 /-]

Value	Label	Cases	Percentage
1		8	2.3%
2		38	10.8%
3		40	11.3%
4		47	13.3%
5		65	18.4%
6		51	14.4%
7		25	7.1%
8		49	13.9%
9		10	2.8%
10		11	3.1%
11		2	0.6%
12		6	1.7%
13		1	0.3%
Sysmiss		159334	

Warning: these figures indicate the number of cases found in the data file. They cannot be interpreted as summary statistics of the population of interest.

s4aq27c: Voluntary work hours: Day 3

Information [Type= discrete] [Format=numeric] [Range= 1-13] [Missing=*]

Statistics [NW/ W] [Valid=286 /-] [Invalid=159401 /-] [Mean=5.591 /-] [StdDev=2.416 /-]

Value	Label	Cases	Percentage
1		6	2.1%
2		23	8.0%
3		34	11.9%
4		30	10.5%
5		56	19.6%
6		41	14.3%
7		26	9.1%
8		48	16.8%
9		3	1.0%
10		11	3.8%
11		1	0.3%
12		6	2.1%
13		1	0.3%
Sysmiss		159401	

Warning: these figures indicate the number of cases found in the data file. They cannot be interpreted as summary statistics of the population of interest.

s4aq27d: Voluntary work hours: Day 4

Information [Type= discrete] [Format=numeric] [Range= 1-13] [Missing=*]

Statistics [NW/ W] [Valid=231 /-] [Invalid=159456 /-] [Mean=5.753 /-] [StdDev=2.398 /-]

Value	Label	Cases	Percentage
1		5	2.2%
2		15	6.5%
3		23	10.0%
4		24	10.4%

s4aq27d: Voluntary work hours: Day 4

Value	Label	Cases	Percentage
5		49	21.2%
6		30	13.0%
7		27	11.7%
8		38	16.5%
9		3	1.3%
10		10	4.3%
11		1	0.4%
12		5	2.2%
13		1	0.4%
Sysmiss		159456	

Warning: these figures indicate the number of cases found in the data file. They cannot be interpreted as summary statistics of the population of interest.

s4aq27e: Voluntary work hours: Day 5

Information	[Type= discrete] [Format=numeric] [Range= 1-13] [Missing=*]
Statistics [NW/ W]	[Valid=179 /-] [Invalid=159508 /-] [Mean=5.911 /-] [StdDev=2.531 /-]

Value	Label	Cases	Percentage
1		4	2.2%
2		15	8.4%
3		17	9.5%
4		11	6.1%
5		36	20.1%
6		24	13.4%
7		17	9.5%
8		37	20.7%
9		5	2.8%
10		5	2.8%
11		2	1.1%
12		5	2.8%
13		1	0.6%
Sysmiss		159508	

Warning: these figures indicate the number of cases found in the data file. They cannot be interpreted as summary statistics of the population of interest.

s4aq27f: Voluntary work hours: Day 6

Information	[Type= discrete] [Format=numeric] [Range= 1-13] [Missing=*]
Statistics [NW/ W]	[Valid=115 /-] [Invalid=159572 /-] [Mean=6.13 /-] [StdDev=2.751 /-]

Value	Label	Cases	Percentage
1		3	2.6%
2		9	7.8%
3		10	8.7%
4		8	7.0%
5		22	19.1%
6		14	12.2%
7		9	7.8%
8		24	20.9%
9		3	2.6%
10		5	4.3%

s4aq27f: Voluntary work hours: Day 6

Value	Label	Cases	Percentage
11		1	0.9%
12		6	5.2%
13		1	0.9%
Sysmiss		159572	

Warning: these figures indicate the number of cases found in the data file. They cannot be interpreted as summary statistics of the population of interest.

s4aq27g: Voluntary work hours: Day 7

Information	[Type= discrete] [Format=numeric] [Range= 1-13] [Missing=*]
Statistics [NW/ W]	[Valid=56 /-] [Invalid=159631 /-] [Mean=6.143 /-] [StdDev=3.13 /-]

Value	Label	Cases	Percentage
1		3	5.4%
2		4	7.1%
3		7	12.5%
4		2	3.6%
5		9	16.1%
6		8	14.3%
7		4	7.1%
8		10	17.9%
10		3	5.4%
12		5	8.9%
13		1	1.8%
Sysmiss		159631	

Warning: these figures indicate the number of cases found in the data file. They cannot be interpreted as summary statistics of the population of interest.

s4aq28: INTERVIEWER: IS THERE A 'YES' RESPONSE IN QUESTIONS 1, 4, 7, 11, 15, 19, 22 or

Information	[Type= discrete] [Format=numeric] [Range= 1-2] [Missing=*]
Statistics [NW/ W]	[Valid=138766 /-] [Invalid=20921 /-]

Value	Label	Cases	Percentage
1	Yes	56846	41.0%
2	No	81920	59.0%
Sysmiss		20921	

Warning: these figures indicate the number of cases found in the data file. They cannot be interpreted as summary statistics of the population of interest.

s4aq29: Even though [NAME] did not do any activity in the past seven days, does [NAME] h

Information	[Type= discrete] [Format=numeric] [Range= 1-2] [Missing=*]
Statistics [NW/ W]	[Valid=80889 /-] [Invalid=78798 /-]

Value	Label	Cases	Percentage
1	Yes	1545	1.9%
2	No	79344	98.1%
Sysmiss		78798	

Warning: these figures indicate the number of cases found in the data file. They cannot be interpreted as summary statistics of the population of interest.

s4aq29a: Even though (NAME) did not do any activities in the past seven days , does Name

Information	[Type= discrete] [Format=numeric] [Range= 1-2] [Missing=*]
Statistics [NW/ W]	[Valid=79344 /-] [Invalid=80343 /-]

# s4aq29a: Even though (NAME) did not do any activities in the past seven days , does Name			
Value	Label	Cases	Percentage
1	Yes	412	0.5%
2	No	78932	99.5%
Sysmiss		80343	
<i>Warning: these figures indicate the number of cases found in the data file. They cannot be interpreted as summary statistics of the population of interest.</i>			
# s4aq30: Even though [NAME] did not do any activity in the past seven days, does [NAME] r			
Information	[Type= discrete] [Format=numeric] [Range= 1-2] [Missing=*]		
Statistics [NW/ W]	[Valid=78932 /-] [Invalid=80755 /-]		
Value	Label	Cases	Percentage
1	Yes	6532	8.3%
2	No	72400	91.7%
Sysmiss		80755	
<i>Warning: these figures indicate the number of cases found in the data file. They cannot be interpreted as summary statistics of the population of interest.</i>			
# s4aq31: Are the products obtained from this activity on the farm mainly intended for sal			
Information	[Type= discrete] [Format=numeric] [Range= 1-4] [Missing=*]		
Statistics [NW/ W]	[Valid=6532 /-] [Invalid=153155 /-]		
Value	Label	Cases	Percentage
1	Only for sale/barter	666	10.2%
2	Mainly for sale/barter but some for own/ family use	1985	30.4%
3	Mainly for own/family use but some for sale/barter	2640	40.4%
4	Only for own/family use	1241	19.0%
Sysmiss		153155	
<i>Warning: these figures indicate the number of cases found in the data file. They cannot be interpreted as summary statistics of the population of interest.</i>			
# s4aq32: Even though [NAME] did not do any activity in the past seven days, does [NAME] r			
Information	[Type= discrete] [Format=numeric] [Range= 1-2] [Missing=*]		
Statistics [NW/ W]	[Valid=72400 /-] [Invalid=87287 /-]		
Value	Label	Cases	Percentage
1	Yes	1785	2.5%
2	No	70615	97.5%
Sysmiss		87287	
<i>Warning: these figures indicate the number of cases found in the data file. They cannot be interpreted as summary statistics of the population of interest.</i>			
# s4aq33: Are the products/services obtained from this activity on the non-farm enterprise			
Information	[Type= discrete] [Format=numeric] [Range= 1-4] [Missing=*]		
Statistics [NW/ W]	[Valid=1785 /-] [Invalid=157902 /-]		
Value	Label	Cases	Percentage
1	Only for sale/barter	971	54.4%
2	Mainly for sale/barter but some for own/ family use	731	41.0%
3	Mainly for own/family use but some for sale/barter	34	1.9%
4	Only for own/family use	49	2.7%
Sysmiss		157902	
<i>Warning: these figures indicate the number of cases found in the data file. They cannot be interpreted as summary statistics of the population of interest.</i>			
# s4aq34: Even though [NAME] did not do any activities in the past seven days, does [NAME]			
Information	[Type= discrete] [Format=numeric] [Range= 1-2] [Missing=*]		

# s4aq34: Even though [NAME] did not do any activities in the past seven days, does [NAME]			
Statistics [NW/ W]		[Valid=70615 /-] [Invalid=89072 /-]	
Value	Label	Cases	Percentage
1	Yes	62	0.1%
2	No	70553	99.9%
Sysmiss		89072	
<i>Warning: these figures indicate the number of cases found in the data file. They cannot be interpreted as summary statistics of the population of interest.</i>			
# s4aq35: Even though [NAME] did not do any activities in the past seven days, does [NAME]			
Information		[Type= discrete] [Format=numeric] [Range= 1-5] [Missing=*]	
Statistics [NW/ W]		[Valid=71545 /-] [Invalid=88142 /-]	
Value	Label	Cases	Percentage
1	Only for sale/barter	5	0.0%
2	Mainly for sale/barter but some for own or family use	1162	1.6%
3	Mainly for own/family use but some for sale/barter	137	0.2%
4	Only for own/family use	2971	4.2%
5	No	67270	94.0%
Sysmiss		88142	
<i>Warning: these figures indicate the number of cases found in the data file. They cannot be interpreted as summary statistics of the population of interest.</i>			
# s4aq36: Even though [NAME] did not do any activities in the past seven days, does [NAME]			
Information		[Type= discrete] [Format=numeric] [Range= 1-4] [Missing=*]	
Statistics [NW/ W]		[Valid=67273 /-] [Invalid=92414 /-]	
Value	Label	Cases	Percentage
1	Yes, received pay	24	0.0%
2	Yes, had to pay	123	0.2%
3	Yes, did not receive pay and did not pay	266	0.4%
4	No	66860	99.4%
Sysmiss		92414	
<i>Warning: these figures indicate the number of cases found in the data file. They cannot be interpreted as summary statistics of the population of interest.</i>			
# s4aq37: Does [NAME] do any work involuntarily for someone who is not a member of [NAME]?s			
Information		[Type= discrete] [Format=numeric] [Range= 1-2] [Missing=*]	
Statistics [NW/ W]		[Valid=66860 /-] [Invalid=92827 /-]	
Value	Label	Cases	Percentage
1	Yes	21	0.0%
2	No	66839	100.0%
Sysmiss		92827	
<i>Warning: these figures indicate the number of cases found in the data file. They cannot be interpreted as summary statistics of the population of interest.</i>			
# s4aq38: INTERVIEWER CHECK: IS THERE A 'YES' RESPONSE IN QUESTIONS 29, 30, 32, 34, 35, 3			
Information		[Type= discrete] [Format=numeric] [Range= 1-2] [Missing=*]	
Statistics [NW/ W]		[Valid=81876 /-] [Invalid=77811 /-]	
Value	Label	Cases	Percentage
1	Yes	15045	18.4%
2	No	66831	81.6%
Sysmiss		77811	
<i>Warning: these figures indicate the number of cases found in the data file. They cannot be interpreted as summary statistics of the population of interest.</i>			

s4aq39: What is the main reason [NAME] did not do this activity during the past seven da

Information [Type= discrete] [Format=numeric] [Range= 1-13] [Missing=*]

Statistics [NW/ W] [Valid=11019 /-] [Invalid=148668 /-]

Value	Label	Cases	Percentage
1	Health reasons	1644	14.9%
2	Vacation/annual leave	1179	10.7%
3	Caring for family/others	732	6.6%
4	Maternity/paternity leave work reduction	606	5.5%
5	Family/community obligations	701	6.4%
6	Strike/stay?away/lockout	61	0.6%
7	Problems with transport	46	0.4%
8	Bad weather	188	1.7%
9	On study or training leave	351	3.2%
10	Unrest (violence)	39	0.4%
11	Temporary layoff	284	2.6%
12	Seasonal work	4427	40.2%
13	Other (specify)	761	6.9%
Sysmiss		148668	

Warning: these figures indicate the number of cases found in the data file. They cannot be interpreted as summary statistics of the population of interest.

s4aq39a: Other Specify

Information [Type= discrete] [Format=character] [Missing=*]

Statistics [NW/ W] [Valid=815 /-]

Value	Label	Cases	Percentage
0		1	0.1%
ACCOMMODAT		1	0.1%
ISSUES			
ALL CHICKEN		1	0.1%
ARE DEAD			
APPRENTICE		2	0.2%
APPRENTICESH		2	0.2%
ASSET		1	0.1%
BREAKDOWN			
AT SCHOOL		3	0.4%
ATTENDING		1	0.1%
A FUNERAL			
IN HER			
HOMETOWN			
ATTENDING		1	0.1%
CHURCH			
CAMP			
MEETING			
ATTENDING		1	0.1%
FUNERAL			
IN HER			
HOMETOWN			
ATTENDING		1	0.1%
OCCASIONS			
BACK TO		1	0.1%
SCHOOL			
BAD		1	0.1%
BUSINESS			

s4aq39a: Other Specify

Value	Label	Cases	Percentage
BAD MARKET		3	0.4%
BAD MARKET AND LOST HER CAPITAL		1	0.1%
BECAUSE OF NEW RULES SET BY HER BOSS		1	0.1%
BECAUSE OF THE NEW YEAR		1	0.1%
BECAUSE OF THE OCCASION		1	0.1%
BECAUSE THERE IS NO WORK		1	0.1%
BEREAVED		1	0.1%
BOADERS CLOSE		1	0.1%
BOSS TRAVELLED FOR FUNERAL AND NOT RETURNED YET		1	0.1%
BREAK		2	0.2%
BREAK DOWN OF THE TAXI		1	0.1%
BREAK FOR HOLIDAYS		1	0.1%
BREAK PERIOD		1	0.1%
BREAKDOWN OF PRAGGIA		1	0.1%
BUSINESS WAS NOT GOOD		1	0.1%
BUSINESS NOT GOING WELL		1	0.1%
BUSINESS WAS PAUSED DUE TO FINANCIAL ISSUES		2	0.2%
BUSY WITH OTHER WORK		1	0.1%
BY ORDER BUT DIDNT RECEIVE ANY DURING THE PAST 7 DAYS		1	0.1%
CANOE USED FOR WORKING IS SPOILT		1	0.1%

s4aq39a: Other Specify

Value	Label	Cases	Percentage
CAPITAL LOSS		2	0.2%
CAPITAL NOT AVAILABLE		1	0.1%
CAR AT WORKSOP		1	0.1%
CAR BREAKDOWN		1	0.1%
CAR ENGINE BROKE DOWN		1	0.1%
CAR HAS SPOILT		1	0.1%
CAR IS AT THE MECHANICS FITTING SHOP		1	0.1%
CAR IS FAULTY		1	0.1%
CAR IS SPOILED		1	0.1%
CAR IS SPOILT		1	0.1%
CAR ON BODY WORKS		1	0.1%
CAR ON BODYWORK		1	0.1%
CAR OWNER HAS TAKEN HIS CAR AND SOLD THE CAR SO HE IS IN SEARCH OF ANOTHER CAR		1	0.1%
CAR SPOILT		2	0.2%
CARING FOR SICK CHILD		1	0.1%
CASUAL WORK		1	0.1%
CELEBRATING XMAS AND NEW YEAR		1	0.1%
CHANGE ON TERMS OF APPOINTMENT. NOW A CONTRACT WORKER		1	0.1%
CHRISTMAS		2	0.2%
CHRISTMAS BREAK		3	0.4%
CHRISTMAS HOLIDAYS		1	0.1%
CHURCH CONVENTION		1	0.1%
CLOSE OF SEA		1	0.1%

s4aq39a: Other Specify

Value	Label	Cases	Percentage
CLOSER OF CHINESE BOADER		1	0.1%
CONFLICT		6	0.7%
CONTRACT HAS ENDED		1	0.1%
CONTRACT WORKER		1	0.1%
COST OF INGREDIENTS		1	0.1%
COST OF ITEMS TOO HIGH		1	0.1%
CURRENTLY I THE BOARDING HOUSE		1	0.1%
CURRENTLY IN BOARDING HOUSE		2	0.2%
CURRENTLY IN SCHOOL		2	0.2%
CURRENTLY IN SCHOOL IN A DIFFERENT REGION		1	0.1%
CURRENTLY IN SCHOOL SHS		1	0.1%
CURRENTLY IN THE BOARDING HOUSE		1	0.1%
CUSTOMERS ON BREAK		1	0.1%
DEAD HUSBAND		1	0.1%
DEATH OF A HOUSEHOLD MEMBER		1	0.1%
DEMOLITION EXERCISES		1	0.1%
DID NOT GET ITEMS TO SELL		1	0.1%
DID NOT GET WORK		1	0.1%
DIDN'T GET COSTOMER		1	0.1%
DIDNT GET ANY CONTRACT TO WORK FOR THE PAST 7 WEEKS		1	0.1%
DO NOT HAVE A PLACE TO		1	0.1%

s4aq39a: Other Specify

Value	Label	Cases	Percentage
START THE WORK			
DOES NOT HAVE MONEY TO START WORK		1	0.1%
DOING SECONDARY JOB		1	0.1%
DON'T HAVE GOODS		1	0.1%
DON'T HAVE MONEY TO OPERATE THE BUSINESS		1	0.1%
DON'T KNOW		1	0.1%
DONT HAVE MONEY TO RAISE THE BUSINESS ANYMORE		1	0.1%
DUE TO DEMOLISHING OF AREA OF WORK		1	0.1%
DUE TO RAMADAN FASTING		1	0.1%
DURING SCHOOL VACATIONS		1	0.1%
EASTER BREAK TO SPEND TIME WITH FAMILY		1	0.1%
ECONOMICAL CRISIS		1	0.1%
EDUCATION		1	0.1%
EDUCATION (HE WENT TO SCHOOL)		1	0.1%
EMPLOYER HAS TRAVELLED		1	0.1%
ENGAGE IN FUNERAL ACTIVITIES		1	0.1%
ENGAGED IN FUNERAL ACTIVITIES		4	0.5%
ENGAGED IN FUNERAL ACTIVITY		1	0.1%
ENGAGED IN FUNERAL ACTIVITIES FOR THE PAST 7 DAYS		1	0.1%

s4aq39a: Other Specify

Value	Label	Cases	Percentage
ENGAGED WITH HER LATE FATHER'S FUNERAL		1	0.1%
EVACUATION OF WORK SITE		1	0.1%
EVENTHOUGH SHE IS AVAILABLE, NO ONE HAS BROUGHT HER DRESS FOR HER TO SEW FOR THE PAST 3 MONTHS		1	0.1%
FAMILY		1	0.1%
FASTING		1	0.1%
FAULT OF THE CAR		1	0.1%
FAULTY APPLIANCE		1	0.1%
FAULTY MACHINE		1	0.1%
FINANCIAL ASSISTANT		1	0.1%
FINANCIAL CHALLENGES		1	0.1%
FINANCIAL CONSTRAINTS		4	0.5%
FINANCIAL CONSTRIANTS		1	0.1%
FINANCIAL DIFFICULTIES		3	0.4%
FINANCIAL ISSUES		2	0.2%
FINANCIAL PROBLEM		7	0.9%
FINANCIAL PROBLEMS		8	1.0%
FINANCIAL REASONS		1	0.1%
FOODSTUFF ARE EXPENSIVE		1	0.1%
FULL-TIME APPRENTICE WORK		1	0.1%
FUNERAL		5	0.6%
FUNERAL IN THE NORTH		1	0.1%
FUNERAL SERVICE		1	0.1%
FUNURALS		1	0.1%

s4aq39a: Other Specify

Value	Label	Cases	Percentage
GALLOPING FUEL PRICES I NEED TO STRATEGIES		1	0.1%
GIVEN BIRTH		1	0.1%
GO TO SCHOOL		1	0.1%
GOES FOR FISHING OCCASIONALL		1	0.1%
GONE TO SCHOOL		8	1.0%
GONE TO VISIT RELATIVES IN A DIFFERENT REGION		1	0.1%
HAD NO MONEY		1	0.1%
HAD NOTHING TO DO AT THE FARM		1	0.1%
HAD NOTHING TO WORK ON		1	0.1%
HAD TO VACATE THE LAND ON LANDLORDS REQUESTS SO SHES YET TO GET A NEW LOCATION TO SETUP HER CONTAINER		1	0.1%
HARMATTAN		2	0.2%
HAS BREAK FOR A WHILE		1	0.1%
HAS NO MONEY TO CONTINUE BUSINESS		1	0.1%
HAS TRAVELLED		3	0.4%
HASN'T BEEN CALLED TO		1	0.1%
HAVE LABOURERS TAKING CARE OF THE FARM		1	0.1%
HAVE TRAVELLED		4	0.5%
HAVING ISSUES WITH PLACE OF WORK		1	0.1%

s4aq39a: Other Specify

Value	Label	Cases	Percentage
HAVING SOME DAYS OFF		1	0.1%
HE DID NOT WANT TO GO TO THE FARM		1	0.1%
HE HAS RESUME SCHOOL		1	0.1%
HE HAS TRAVELLED FOR A FUNERAL		1	0.1%
HE MUST GO TO BUSH FOR THE HERBS		1	0.1%
HE'S IN SCHOOL (HOSTEL)		1	0.1%
HE'S IN SCHOOL OUTSIDE THIS TOWN		1	0.1%
HER HUSBAND DIED 4 MONTH AGO THUS WHY SHE IS HOME		1	0.1%
HER HUSBAND TOLD HER TO STOP TEACHING		1	0.1%
HER MADAM PASSED ON		1	0.1%
HER MADAM TRAVELLED		1	0.1%
HER MOTHER IS DEAD AND THEY WERE MAKING ARRANGEMENT FOR THE FUNERAL		1	0.1%
HER TRAINER HAS TRAVELLED FOR A FUNERAL CEREMONY		1	0.1%
HIGH COST OF GOODS		1	0.1%
HIGH COST OF MATERIAL PURCHASE		1	0.1%
HIS MUM DIED SO HE		1	0.1%

s4aq39a: Other Specify

Value	Label	Cases	Percentage
HASN'T WORK FOR MONTHS			
HIS TAXI, IT HAS BEEN SOLD		1	0.1%
HIS UNCLE HAS STOPPED HIM TO CONTINUE HIS STUDIES		1	0.1%
HOUSE CLEANING		1	0.1%
HUSBAND IS DEAD		1	0.1%
IM FASTING		1	0.1%
IN FULL TIME EDUCATION. HOSTEL AWAY FROM HOME		1	0.1%
IN SCHOOL		38	4.7%
IN SCHOOL NOW		1	0.1%
IN SCHOOL (BOARDING HOUSE)		1	0.1%
IN SCHOOL AT MOMENT		1	0.1%
IN SCHOOL AT THE MOMENT		1	0.1%
IN SCHOOL NOW		1	0.1%
IN SCHOOL OUT OF TOWN		6	0.7%
IN SCHOOL OUT OF TOWN. IN BOARDING HOUSE.		1	0.1%
IN SCHOOL(STUDI		1	0.1%
IN SCHOOL. BOARDING HOUSE		1	0.1%
IN TERTIARY IN A DIFFERENT REGION		1	0.1%
INADEQUATE FUNDING		1	0.1%
IS AN APPRENTICE		1	0.1%
JUST DELIVERED		1	0.1%
JUST GRADUATED		1	0.1%

s4aq39a: Other Specify

Value	Label	Cases	Percentage
JUST JOIN THE FAMILY		1	0.1%
LACK CAPITAL		1	0.1%
LACK OF CAPITAL		2	0.2%
LACK OF CUSTOMERS		1	0.1%
LACK OF FINANCE		2	0.2%
LACK OF FINANCE TO CONTINUE NOW		1	0.1%
LACK OF FINANCES		1	0.1%
LACK OF FUNDS		2	0.2%
LACK OF MONEY		1	0.1%
LAND LITIGATION		1	0.1%
LAYED OFF		1	0.1%
LEAVE		1	0.1%
LIGHT DISCONNECTIC AT WORK PLACE		1	0.1%
LIQUID SOAP WAS SOLD ON CREDIT. WAITING TO RECEIVE PAYMENT ON ALL ITEMS SOLD.		1	0.1%
LOOKING FOR A GOOD LOCATION		1	0.1%
LOOKING FOR A JOB OUTSIDE THE HOME		1	0.1%
LOOKING FOR A PERMANENT PLACE TO START BUSINESS		1	0.1%
LOOKING FOR A SHOP TO OPERATE		1	0.1%
LOSE OF CAPITAL		1	0.1%
LOSS OF BUSINESS CAPITAL		1	0.1%

s4aq39a: Other Specify

Value	Label	Cases	Percentage
LOSS OF CAPITAL		4	0.5%
LOST A RELATIVE		1	0.1%
LOST HER HUSBAND		1	0.1%
LOST MY HUSBAND		3	0.4%
LOST OF WIFE		1	0.1%
LOST THE FATHER		2	0.2%
LOST THE HUSBAND		1	0.1%
LOW DEMAND OF PRODUCTS		1	0.1%
LOW DEMAND OF SERVICES		1	0.1%
LOW FINANCES		1	0.1%
LOW PATRONAGE		1	0.1%
LOW SALES		2	0.2%
LUCK OF FUNDING		1	0.1%
MACHINE HAS DEVELOP FAULT		1	0.1%
MACHINE IS FAULTY		1	0.1%
MACHINE UNDER MAINTENANCE		1	0.1%
MACHINE USED FOR WORK HAS BROKEN DOWN		1	0.1%
MAITINING VEHICLE THAT IS USED		1	0.1%
MARKET CONDITION IS NOT FAVOURABLE		1	0.1%
MASTER NOT AVAILABLE		1	0.1%
MATERIALS FOR WEAVING IS NOT COMPLETE		1	0.1%
MECHANICAL PROBLEM		1	0.1%
MONETARY ISSUES		2	0.2%

s4aq39a: Other Specify

Value	Label	Cases	Percentage
MONEY FOR HER BUSINESS GOT SHORT		1	0.1%
MONEY IS IN DEBT		1	0.1%
MONEY ISSUES		3	0.4%
MOTOR TRICYCLE IS FAULTY		1	0.1%
MOURNING A DEAD HUSBAND		1	0.1%
MOURNING HER HUSBAND		1	0.1%
MOVED OUT OF TOWN		1	0.1%
MUSLIM FASTING		2	0.2%
NOT GETTING ORDERS		1	0.1%
NEEDED MONEY TO SET UP		1	0.1%
NEEDS CAPITAL TO START THE BUSINESS		1	0.1%
NEW YEAR BREAK		1	0.1%
NEWMONT COMPANY HAS TAKEN OVER THEIR FARM LANDS		1	0.1%
NO CALLS FOR SERVICES		1	0.1%
NO CAPITAL		3	0.4%
NO CAPITAL TO RUN THE BUSINESS		1	0.1%
NO CONTRACT AVAILABLE		1	0.1%
NO CONTRACT YET		2	0.2%
NO CUSTOMERS		2	0.2%
NO FARMING WORK AT THE MOMENT		1	0.1%
NO FISH AVAILABLE		1	0.1%

s4aq39a: Other Specify

Value	Label	Cases	Percentage
NO FUNDS AVAILABLE		1	0.1%
NO JOB		1	0.1%
NO JOB TO DO		1	0.1%
NO JOB YET		1	0.1%
NO MARKET FOR PORODUCE		1	0.1%
NO MATERIAL AVAILABLE		1	0.1%
NO MONEY		1	0.1%
NO MONEY FOR PURCHASE OF MATERIALS FOR WORK		1	0.1%
NO MONEY TO BUY COCONUT		1	0.1%
NO MONEY TO CONTINUE BUSINESS		1	0.1%
NO MONEY TO GO TO WORK		1	0.1%
NO MONEY TO RUN THE BUSINESS		5	0.6%
NO MONEY TO START		1	0.1%
NO MONEY TO START THE BUSINESS		1	0.1%
NO ONE CAME TO BRAID HER HAIR		1	0.1%
NO ONE REQUESTED FOR THE ITEMS		1	0.1%
NO ORDERS		1	0.1%
NO PAINTING CONTRACT		1	0.1%
NO REASON		3	0.4%
NO SKILLS YET		1	0.1%
NO VEHICLE TO DRIVE		1	0.1%
NO WORK		16	2.0%
NO WORK AT THE MOMENT		1	0.1%
NO WORK AVAILABLE		4	0.5%

s4aq39a: Other Specify

Value	Label	Cases	Percentage
NO WORK FOR THAT PERIOD		1	0.1%
NO WORK FOR THEM TO DO		1	0.1%
NO WORK TO DO		2	0.2%
NO WORK TO DO DURING THE PAST SEVEN DAYS		1	0.1%
NO WORTO DO ON THE FARM		1	0.1%
NON PAYMENT OF DEBT BY CUSTOMERS		1	0.1%
NONE		1	0.1%
NOT BEING CALLED AT THE TIME		1	0.1%
NOT ENOUGH CAPITAL		1	0.1%
NOT ENOUGH FUNDS		1	0.1%
NOT GETTING ITEMS TO TRADE		1	0.1%
NT WILLING TO TELLS ME THE KIND OF JOB HE DOES		1	0.1%
OCCASIONAL CELEBRATION		1	0.1%
OFF SEASON		1	0.1%
OLD GOODS STILL IN STOCK		1	0.1%
ON BREAK		8	1.0%
ON BREAK DUE TO FINANCIAL DIFFICULTIES		1	0.1%
ON BREAK FOR A WHILE DUE TO EDUCATIONAL REASONS		1	0.1%
ON CHRISTMAS AND NEW YEAR BREAK		1	0.1%
ON CONTRACT BASIS		1	0.1%

s4aq39a: Other Specify

Value	Label	Cases	Percentage
ON EASTER BREAK		2	0.2%
ON LESS HE IS BOOK FOR SERVICE		1	0.1%
ON NEW YEAR BREAK		1	0.1%
OPPORTUNITIE NOT AVAILABLE		1	0.1%
OTHER DUTY CALL		1	0.1%
OTHER PERSONAL ISSUES		1	0.1%
OWNER OF BUSINESS HAS TRAVELLED		1	0.1%
PEOPLE HAVE NOT BROUGHT CLOTHS TO BE SEWED		1	0.1%
PER CONTRACT		1	0.1%
PERFORMING OF FUNERAL		1	0.1%
PLACE TO RELOCATE HER STORE		1	0.1%
POOR PATRONAGE		1	0.1%
POOR SALES		1	0.1%
PREGNANCY		7	0.9%
PREGNANT		3	0.4%
PREGNANT AT THE MOMENT		1	0.1%
PREPARATION TOWARDS HER FATHER'S FUNERAL IN THE UPPER EAST REGION		1	0.1%
PREPARING FOR THE FATHER'S FUNERAL		1	0.1%
PREPARING TO WRITE BECE		2	0.2%
PRICES OF GOODS ARE TOOO HIGH		1	0.1%
PROBLEM WITH ACCOMMODAT		1	0.1%

s4aq39a: Other Specify

Value	Label	Cases	Percentage
PROBLEM WITH FINANCE		1	0.1%
PROBLEM WITH HIS CAR		1	0.1%
PROBLEM WITH MONEY		1	0.1%
PROBLEM WITH VEHICLE		1	0.1%
PROBLEMS WITH CAPITAL		1	0.1%
PRODUCTS FINISHED		4	0.5%
PURCHASING OF PRODUCTS		1	0.1%
RAMADAN FASTING		1	0.1%
RELIGIOUS OBLIGATION		1	0.1%
RELIGIOUS PURPOSE		1	0.1%
RELIGIOUS REASONS		1	0.1%
RELOCATION		2	0.2%
RELOCATION ISSUES		1	0.1%
RENOVATION		2	0.2%
RENOVATION OF SHOP		1	0.1%
RESPONDENTS SAYS SHE DIDN'T WORK THE PAST 7 DAYS BECAUSE THE HUSBAND HASN'T GONE TO FISH WITHIN THE PERIOD		1	0.1%
REST		1	0.1%
RESTING		15	1.8%
RESTING DUE TO TIREDNESS		1	0.1%
RESTING FOR A PERIOD		1	0.1%
RESUME SCHOOL		1	0.1%
RESUME SCHOOL FROM VACATION		1	0.1%

s4aq39a: Other Specify

Value	Label	Cases	Percentage
RESUME SCHOOLING		1	0.1%
RETURNED TO SCHOOL		3	0.4%
RUN OUT OF MONEY. SPENT ALL HER CAPITAL		1	0.1%
RUN OUT OF STOCK		1	0.1%
SALES NOT GOOD		1	0.1%
SALES REDUCED		1	0.1%
SCHOOL		3	0.4%
SCHOOL IS ON VACATION		1	0.1%
SCHOOL IS ON VACATION		1	0.1%
SCHOOL ON BREAK		2	0.2%
SCHOOL ON VACATION		1	0.1%
SCHOOLING		54	6.6%
SHE HAD TRAVELLED FOR A FUNERAL		1	0.1%
SHE IS FASTING		1	0.1%
SHE IS BEREAVED		1	0.1%
SHE IS IN SCHOOL		1	0.1%
SHE IS TOO OLD TO WORK		1	0.1%
SHE PLASTERED HER HOUSE WHICH MADE HER NOT HAVE TIME TO GO TO THE FARM		1	0.1%
SHE TRAVELLED		1	0.1%
SHE WAS CELEBRATING CHRISTMAS		1	0.1%
SHE WAS OBSERVING FUNERAL RITES		1	0.1%
SHE WAS POSTED LAST		1	0.1%

s4aq39a: Other Specify

Value	Label	Cases	Percentage
MONTH BUT HAS NOT STARTED TEACHING BECAUSE SHE IS PREGNANT AND HER TIME IS DUE FOR DELIVERY			
SHE'S GONE TO SCHOOL (STUDENT)		1	0.1%
SHE'S IN SCHOOL (HOSTEL)		1	0.1%
SHE'S IN THE BOARDING HOUSE AWAY FROM HOME		1	0.1%
SHE'S IN THE BOARDING HOUSE, AWAY FROM HOME		1	0.1%
SHOP UNDER RENOVATION SO TEMPORARY CLOSED DOWN		1	0.1%
SHORTAGE OF CAPITAL		1	0.1%
SHORTAGE OF CHEMICALS		1	0.1%
SHORTAGE OF GOODS		1	0.1%
SHORTAGE OF RAW MATERIAL		1	0.1%
SHORTAGE OF RAW MATERIALS		2	0.2%
SICK		1	0.1%
SPENT THE MONEY		1	0.1%
SPENT THE MONEY ON OTHER THINGS		1	0.1%
SPIRITUAL PURIFICATION/ RIGHTS		1	0.1%
SPOILT CAR		2	0.2%
SPORTS		1	0.1%
SPRINTER THAT IS USED FOR WORK IS		1	0.1%

s4aq39a: Other Specify

Value	Label	Cases	Percentage
FAULTY AND UNDERGOING REPAIRS			
STAY AT SCHOOL		1	0.1%
STUDENT		1	0.1%
STUDY LEAVE		2	0.2%
SUPERVISING THE CONSTRUCTION OF HIS BUILDING		1	0.1%
TAKEN BREAK		1	0.1%
TAKEN SHORT BREAK		1	0.1%
TAKING A BREAK TO FARM		1	0.1%
TAKING CARE OF BABY		1	0.1%
TAKING CARE OF HER DAUGHTER		1	0.1%
TAKING CARE OF HER SICK DAUGHTER		1	0.1%
TAKING OF OF SOMETHING PERSONAL		1	0.1%
TAKING SOME REST		1	0.1%
TAKING TEMPORARY REST		1	0.1%
TAXI HAS BROKEN DOWN		1	0.1%
TEMPORAL BREAK		1	0.1%
TEMPORAL BREAK IN WORK		1	0.1%
TEMPORAL OFF (EXPENSIVE ITEMS)		1	0.1%
TEMPORARY BREAK		2	0.2%
TEMPORARY CRISES		1	0.1%
TEMPORARY REST		1	0.1%
THE CAPITAL IS FINISH		1	0.1%

s4aq39a: Other Specify

Value	Label	Cases	Percentage
THE CAR HAS A PROBLEM		1	0.1%
THE CAR HE WORKS WITH IS FAULTY AND AT THE WORK SHOP		1	0.1%
THE CAR IS UNDER REPAIRS		1	0.1%
THERE ARE NO CUSTOMERS		1	0.1%
THERE IS NO WORK		5	0.6%
THERE IS NO WORK AT THE FARM		1	0.1%
THERE IS NO WORK IN THE FARM		4	0.5%
THERE SITE'S AVAILABILITY OF GOLD HAS GONE DOWN		1	0.1%
THERE WAS NO WORK		2	0.2%
THERE'S NO WORK		2	0.2%
THEY WEREN'T GETTING GOLD WHERE THEY GOT		1	0.1%
TO MAKE WAY FOR MUSLIMS FASTING		1	0.1%
TO REST		1	0.1%
TRAVEL		2	0.2%
TRAVEL FOR FUNERAL		1	0.1%
TRAVELED		3	0.4%
TRAVELED TO HER HOMETOWN		1	0.1%
TRAVELED TO HIS HOMETOWN		1	0.1%
TRAVELED TO HOMETOWN		5	0.6%
TRAVELED TO VISIT FAMILY		1	0.1%
TRAVELLED		96	11.8%

s4aq39a: Other Specify

Value	Label	Cases	Percentage
TRAVELLED AWAY FROM TOWN		1	0.1%
TRAVELLED FOR A FUNERAL		1	0.1%
TRAVELLED OUT OF TOWN		3	0.4%
TRAVELLED TO NKORANZA		1	0.1%
TRAVELLED TO TOGO		1	0.1%
TRAVELLED TO VISIT A BIG SISTER		1	0.1%
TRAVELLED TO VISIT FAMILY		1	0.1%
TRAVELLED WITH AFAANIE TO THE NORTH FOR FUNERAL		1	0.1%
TRAVELLING		1	0.1%
TRUCK BROKEN DOWN		1	0.1%
TRVELLED TO THE NORTH FOR FUNERAL		1	0.1%
UMDERGOING TRAINING		1	0.1%
UNABLE TO AQUIRE LAND FOR FARMING		1	0.1%
UNABLE TO GET CHARCOAL TO PURCHASE FOR SALE		1	0.1%
UNAVAILABIL OF CUSTOMERS		1	0.1%
UNAVAILABIL OF GOODS		1	0.1%
UNAVAILABIL OF JOBS		1	0.1%
UNCERTAINED WHETHER SHE WILL GET GOODS		1	0.1%
UNDER APPRENTICESH		2	0.2%
UNWELL		1	0.1%
VACATION		5	0.6%

s4aq39a: Other Specify

Value	Label	Cases	Percentage
VEHICLE AT SHOP		1	0.1%
VEHICLE FOR WORK BROKE DOWN		1	0.1%
VEHICLE IS FAULTY		1	0.1%
VEHICLE IS UNDER REPAIRS		1	0.1%
VEHICLE ON REPAIR		1	0.1%
VISIT FAMILY AND TAKE SOME REST		1	0.1%
VISIT TO HOMETOWN		1	0.1%
VISITING FAMILY MEMBERS		1	0.1%
VISITING FAMILY MEMBERS ELSE WHERE		1	0.1%
WAITING FOR CONTRACT		1	0.1%
WAITING FOR GES APPOINTMENT		1	0.1%
WAITING FOR GOODS TO COME FROM ABROAD		1	0.1%
WAITING FOR MOTHER TO BUY HER NEEDED EQUIPMENT		1	0.1%
WANT FOR FUNERAL		1	0.1%
WAS DOING GHANA CARD REGISTRATION		1	0.1%
WAS PREPARING FOR APPOINTMENT PLACEMENT		1	0.1%
WENT TO A FUNERAL		1	0.1%
WENT TO SCHOOL		2	0.2%
WENT VISITING		1	0.1%
WORK NOT AVAILABLE YET		1	0.1%

# s4aq39a: Other Specify			
Value	Label	Cases	Percentage
WORK PROBLEM/ FAULT		1	0.1%
WORKED WITH HUSBAND		1	0.1%
WORKERS ARE HELPING ME OUT I NEED REST		1	0.1%
WORKING EQUIPMENTS AT A DIFFERENT TOWN WHERE RESPONDENT USED TO STAY		1	0.1%
WORKS BASED ON CONTRACT AND DIDN'T GET A CONTRACT IN THE PAST 7DAYS SO HE DIDN'T WORK		1	0.1%
WORKS FROM HOME AND HAS NOT RECEIVED ANY CUSTOMERS		1	0.1%
WORKS ON SHIFT BASIS		1	0.1%
YET TO RECEIVE GOOD FOR SALE		1	0.1%
<i>Warning: these figures indicate the number of cases found in the data file. They cannot be interpreted as summary statistics of the population of interest.</i>			
# s4aq40a1: Main occupation (code) - Major			
Information	[Type= discrete] [Format=numeric] [Range= 0-9] [Missing=*]		
Statistics [NW/ W]	[Valid=65914 /-] [Invalid=93773 /-]		
Value	Label	Cases	Percentage
0	Armed forces occupations	17	0.0%
1	Managers	808	1.2%
2	Professionals	2802	4.3%
3	Technicians and associate professionals	686	1.0%
4	Clerical support workers	650	1.0%
5	Service and sales workers	12442	18.9%
6	Skilled agricultural, forestry and fishery workers	33683	51.1%
7	Craft and related trades workers	8754	13.3%
8	Plant and machine operators, and assemblers	2386	3.6%
9	Elementary occupations	3686	5.6%

# s4aq40a1: Main occupation (code) - Major			
Value	Label	Cases	Percentage
Sysmiss		93773	
<i>Warning: these figures indicate the number of cases found in the data file. They cannot be interpreted as summary statistics of the population of interest.</i>			
# s4aq41a1: Industry of main occupation (code) - Major			
Information	[Type= discrete] [Format=numeric] [Range= -99999-21] [Missing=*]		
Statistics [NW/ W]	[Valid=71019 /-] [Invalid=88668 /-]		
Value	Label	Cases	Percentage
-99999		1	0.0%
1	Agriculture, forestry and fishing	35794	50.4%
2	Mining and quarrying	683	1.0%
3	Manufacturing	6540	9.2%
4	Electricity, gas, steam and air conditioning supply	113	0.2%
5	Water supply; sewerage, waste management and remediation act	130	0.2%
6	Construction	2410	3.4%
7	Wholesale and retail trade; repair of motor vehicles and mot	9975	14.0%
8	Transportation and storage	1882	2.6%
9	Accommodation and food service activities	2454	3.5%
10	Information and communication	123	0.2%
11	Financial and insurance activities	398	0.6%
12	Real estate activities	24	0.0%
13	Professional, scientific and technical activities	391	0.6%
14	Administrative and support service activities	367	0.5%
15	Public administration and defence; compulsory social securit	538	0.8%
16	Education	2344	3.3%
17	Human health and social work activities	768	1.1%
18	Arts, entertainment and recreation	281	0.4%
19	Other service activities	5336	7.5%
20	Activities of households as employers; undifferentiated good	460	0.6%
21	Activities of extraterritorial organizations and bodies	7	0.0%
Sysmiss		88668	
<i>Warning: these figures indicate the number of cases found in the data file. They cannot be interpreted as summary statistics of the population of interest.</i>			
# s4aq42: In what sector is [NAME] mainly working?			
Information	[Type= discrete] [Format=numeric] [Range= 1-9] [Missing=*]		
Statistics [NW/ W]	[Valid=68862 /-] [Invalid=90825 /-]		
Value	Label	Cases	Percentage
1	Public (Government)	3282	4.8%
2	Semi-public/Parastatals	91	0.1%
3	Private Formal	3370	4.9%
4	Private Informal	61901	89.9%
5	Local NGO/CSO	102	0.1%
6	International NGO/CSO	28	0.0%
7	Religious Organization (Local)	65	0.1%
8	Religious Organizational (International)	17	0.0%
9	International Organization	6	0.0%
Sysmiss		90825	

# s4aq42: In what sector is [NAME] mainly working?			
<i>Warning: these figures indicate the number of cases found in the data file. They cannot be interpreted as summary statistics of the population of interest.</i>			
# s4aq43: How long has (NAME) been doing this work?			
Information	[Type= continuous] [Format=numeric] [Range= 0-86] [Missing=*]		
Statistics [NW/ W]	[Valid=67267 /-] [Invalid=92420 /-] [Mean=11.398 /-] [StdDev=11.913 /-]		
# s4aq43m: How long has (NAME) been doing this work?			
Information	[Type= discrete] [Format=numeric] [Range= 0-12] [Missing=*]		
Statistics [NW/ W]	[Valid=67167 /-] [Invalid=92520 /-] [Mean=1.625 /-] [StdDev=2.648 /-]		
Value	Label	Cases	Percentage
0		43033	64.1%
1		2367	3.5%
2		4092	6.1%
3		3877	5.8%
4		2285	3.4%
5		3122	4.6%
6		3464	5.2%
7		1139	1.7%
8		2015	3.0%
9		908	1.4%
10		459	0.7%
11		324	0.5%
12		82	0.1%
Sysmiss		92520	
<i>Warning: these figures indicate the number of cases found in the data file. They cannot be interpreted as summary statistics of the population of interest.</i>			
# s4aq44: Where do you usually do your main work?			
Information	[Type= discrete] [Format=numeric] [Range= 1-20] [Missing=*]		
Statistics [NW/ W]	[Valid=67296 /-] [Invalid=92391 /-]		
Value	Label	Cases	Percentage
1	Office	1850	2.7%
2	Home	5117	7.6%
3	Factory	517	0.8%
4	Workshop	2332	3.5%
5	Own land / farm	23497	34.9%
6	Other land / farm.	11302	16.8%
7	River / Ocean	862	1.3%
8	Hotel / restaurant / chop bar	284	0.4%
9	Store / shop / table top	6510	9.7%
10	Street at a fixed location	2210	3.3%
11	Street not at a fixed location.	3055	4.5%
12	Lorry park.	574	0.9%
13	Somebody?s home / Verandah.	282	0.4%
14	School.	2512	3.7%
15	Hospital / clinic	610	0.9%
16	Construction sites.	2052	3.0%
17	Market	2754	4.1%

s4aq44: Where do you usually do your main work?

Value	Label	Cases	Percentage
18	Online	27	0.0%
19	Vans/cars	344	0.5%
20	Other (specify)	605	0.9%
Sysmiss		92391	

Warning: these figures indicate the number of cases found in the data file. They cannot be interpreted as summary statistics of the population of interest.

s4aq44a: Other Specify

Information	[Type= discrete] [Format=character] [Missing=*]
Statistics [NW/ W]	[Valid=623 /-] [Invalid=0 /-]

Value	Label	Cases	Percentage
ABOYAA TRICYCLE		1	0.2%
AFLAO BORDER AND MARKET		1	0.2%
AIRPORT		1	0.2%
ANY WHERE		1	0.2%
AT A FIXED LOCATION		1	0.2%
AT THE FOREST		1	0.2%
AT THE SEA SIDE		1	0.2%
BAKERY		2	0.3%
BANK		1	0.2%
BANKING HALL		1	0.2%
BANKING HALL GATE		1	0.2%
BARRACKS		1	0.2%
BINS AND DUMPING SITES		1	0.2%
BORDER		1	0.2%
BUILDING		1	0.2%
BUS TERMINALS		1	0.2%
BUSH		13	2.1%
BUSH OR FOREST		9	1.4%
BUSH/FOREST		11	1.8%
BUSHY		1	0.2%
BUTCHER HOUSE		1	0.2%
CAMP		1	0.2%
CARRIES AROUND		1	0.2%
CEMETARY		1	0.2%
CHAPEL		1	0.2%
CHIEFS PALACE		1	0.2%
CHPS COMPOUND		1	0.2%
CHURCH		99	15.9%
CHURCH AUDITORIUM		2	0.3%
CHURCH E.T.C		2	0.3%

s4aq44a: Other Specify

Value	Label	Cases	Percentage
CHURCH MISSION HOUSE		1	0.2%
CHURCH PREMISES		6	1.0%
CHURCH SITE		1	0.2%
CHURCH'S PREMISE		1	0.2%
CLASSROOM		2	0.3%
CLOSE TO THE SEASHORE		1	0.2%
COASTAL WATER		1	0.2%
COASTAL WATERS		1	0.2%
COMPANY		1	0.2%
CONSTRUCTION		1	0.2%
CONSTRUCTION SITE		7	1.1%
CONTRACTOR		1	0.2%
COOK IN SCHOOL		1	0.2%
COSTAL WATERS		1	0.2%
COURT		1	0.2%
DETERMINED BY THE CLIENT		1	0.2%
DODR TO DOOR		1	0.2%
DOMESTIC SERVICES		1	0.2%
DON'T HAVE ANY LOCATION		1	0.2%
DON'T HAVE ANY OFFICE		1	0.2%
DOOR TO DOOR		1	0.2%
DOOR TO DOOR		15	2.4%
DOOR TO DOOR HAWKING		4	0.6%
DRIVE TO DELIVER		1	0.2%
DUMP SITE		1	0.2%
EMPLOYER'S HOME		1	0.2%
ERRANDS		1	0.2%
EVENT CENTRE		1	0.2%

s4aq44a: Other Specify

Value	Label	Cases	Percentage
EVENT PREMISES		1	0.2%
EVENTS		1	0.2%
EVENTS AND FUNERALS		1	0.2%
EVENTS CENTRE		1	0.2%
FATHER'S LAND		1	0.2%
FIELD		1	0.2%
FIELD WORK		2	0.3%
FILLING STATION		6	1.0%
FISHING HARBOUR		2	0.3%
FOOTBALL ACADEMY		1	0.2%
FOOTBALL FIELD		1	0.2%
FOOTBALL PARK		4	0.6%
FOOTBALL PITCH		1	0.2%
FOREST		38	6.1%
FOREST (BUSH)		1	0.2%
FOREST FORESTRY		1	0.2%
FOREST OR BUSH		1	0.2%
FOREST SITE		1	0.2%
FOREST/SAWMILLS		1	0.2%
FORESTRY GUARD		1	0.2%
FORESTRY RESERVED		1	0.2%
FREE RANGE		2	0.3%
FREELANCE		3	0.5%
FROM HOUSE TO HOUSE		1	0.2%
FUEL SERVICE STATION		1	0.2%
FUEL STATION		7	1.1%
FUNERAL		1	0.2%
FUNERAL EVENT		1	0.2%
FUNERAL GROUNDS		1	0.2%
GALAMASEY SITES		2	0.3%

s4aq44a: Other Specify

Value	Label	Cases	Percentage
GALAMSEY SITE		13	2.1%
GALAMSEY SITES		1	0.2%
GAME PARK (MOLE NATIONAL PARK)		1	0.2%
GO TO CLIENT HOUSES		1	0.2%
GRANING MAIL		1	0.2%
HARBOUR		2	0.3%
HARBOUR TERMINAL		4	0.6%
HAVE NO FIXED LOCATION		1	0.2%
HAWKER		3	0.5%
HAWKING		13	2.1%
HIGHWAY		1	0.2%
HOME OF THE CUSTOMER		1	0.2%
HOME SERVICES		1	0.2%
HOME TO HOME		1	0.2%
HOMES		1	0.2%
HOTEL		4	0.6%
HOUSE TO HOUSE		1	0.2%
HOUSE TO HOUSE (DOOR TO DOOR)		1	0.2%
IN THE BUSH		1	0.2%
IN THE BUSHES		1	0.2%
IN THE FIELDS		2	0.3%
IN THE FIELDS (BUSH)		2	0.3%
IN THE FOREST		1	0.2%
IN THE HOUSE		1	0.2%
INFORMATION CENTER OF VILLAGES		1	0.2%
INSIDE THE FOREST		1	0.2%
JOB SITE		1	0.2%
KIA TRUCK		1	0.2%
KIOSK		1	0.2%

s4aq44a: Other Specify

Value	Label	Cases	Percentage
KUMASI MAGAZINE		1	0.2%
LOCATION OF THE CLIENT MAGAZINE		1	0.2%
MAKARANTA		1	0.2%
MILITARY BASE		5	0.8%
MILITARY CAMP		1	0.2%
MINE		2	0.3%
MINE PLANT		1	0.2%
MINE SITE		3	0.5%
MINING SITE		49	7.9%
MINING SITES		8	1.3%
MINING/ GALAMASEY SITES		1	0.2%
MINNIG SITE		1	0.2%
MINNING FIELDS		7	1.1%
MINNING SITE		6	1.0%
MISSION HOUSE		3	0.5%
MOSQUE		11	1.8%
MOTOR		1	0.2%
MOTOR BIKE		2	0.3%
MOTORBIKE		1	0.2%
MOTORCYCLE		1	0.2%
MOVES AROUND		1	0.2%
MOVING AROUND		1	0.2%
MOVING TO PEOPLES HOMES		1	0.2%
MUNICIPAL HEALTH DIRECTORATE		1	0.2%
NO FIXED LOCATION		13	2.1%
NO SPECIFIC LOCATION		3	0.5%
NOT A STABLE PLACE		1	0.2%
NOT A FIXED LOCATION		1	0.2%
ON BUILDING SITES		1	0.2%
ON CALL		1	0.2%

s4aq44a: Other Specify

Value	Label	Cases	Percentage
ON THE FIELD		1	0.2%
ON THE ROAD TRANSPORT		1	0.2%
OPEN SPACE		3	0.5%
OTHER FOREST		1	0.2%
OTI RIVER		2	0.3%
OWN CHURCH AUDITORIUM		1	0.2%
PARK		1	0.2%
PEOPLE'S HOUSES AND ALONG THE STREETS WHERE POLES ARE (FIELD)		1	0.2%
PEOPLE'S HOMES		2	0.3%
PEOPLE'S LAND		1	0.2%
PHARMACY SHOP		1	0.2%
PITCH		1	0.2%
POLICE PATROL		1	0.2%
POLICE STATION		2	0.3%
PORT AND HARBOUR		1	0.2%
PORT TERMINAL		1	0.2%
PRAGIA		2	0.3%
PUBLIC TOILET		2	0.3%
QUARRYING SITE		4	0.6%
QUARRYING SITES		1	0.2%
RADIO STATION		1	0.2%
RAILWAY SITE		1	0.2%
RAILWAY STATION		1	0.2%
REFUSE DUMP SITE		1	0.2%
REFUSED DAM		1	0.2%
RESIDENTIAL		1	0.2%
RESORT		1	0.2%
RIVER SIDE		1	0.2%
ROAD		2	0.3%

s4aq44a: Other Specify

Value	Label	Cases	Percentage
ROAD CONSTRUCTION		1	0.2%
ROAD TRANSPORT		1	0.2%
RUFUSE DUMP SITE		1	0.2%
SCHOOL		7	1.1%
SCHOOL CANTEEN		1	0.2%
SCHOOL KITCHEN		1	0.2%
SCHOOL PREMISES		1	0.2%
SEA		5	0.8%
SEA SHORE		4	0.6%
SEA WATER		1	0.2%
SEASHORE		1	0.2%
SECURITY POST		2	0.3%
SELLS TO SPECIFIC INDIVIDUALS AND ORGANISATION		1	0.2%
SHARE CROPPER		1	0.2%
SHE GOES TO THE VARIOUS HOUSES IN THE TOWN		1	0.2%
SHIP VESSEL		1	0.2%
SITE		19	3.0%
SITE OF CONSTRUCTION		2	0.3%
SITE OF WORK		2	0.3%
SITES		1	0.2%
STUDIO		2	0.3%
TAXI STATION		1	0.2%
TECHNICAL UNIVERSITY		1	0.2%
TERTIARY,UNIVERSITY		1	0.2%
THE COMMUNITY AND ITS SURROUNDING		1	0.2%
TOGO		1	0.2%
TOURIST DESTINATIONS		1	0.2%
TRICYCLE		3	0.5%
TRICYCLE BY ROAD		1	0.2%

s4aq44a: Other Specify

Value	Label	Cases	Percentage
TRUCK		1	0.2%
UNDER A MANGO TREE		1	0.2%
UNDER A TREE		1	0.2%
UNDER TREE		2	0.3%
UNSPECIFIED LOCATION		1	0.2%
UNSPECIFIED LOCATIONS		1	0.2%
VENUE FOR PROGRAMS		1	0.2%
WALK AROUND		1	0.2%
WAREHOUSE		2	0.3%
WEDDING, FUNERAL GROUNDS		1	0.2%
WHERE SERVICES IS NEEDED		1	0.2%
WHERE THE CLIENT DETERMINES		1	0.2%
WITHIN THE DISTRICT		2	0.3%
WORKS AT DIFFERENT BUILDINGS		1	0.2%

Warning: these figures indicate the number of cases found in the data file. They cannot be interpreted as summary statistics of the population of interest.

s4aq45: Is the work you do regular or temporary?

Information	[Type= discrete] [Format=numeric] [Range= 1-4] [Missing=*]
Statistics [NW/ W]	[Valid=67307 /-] [Invalid=92380 /-]

Value	Label	Cases	Percentage
1	Permanent: Full time	50257	74.7%
2	Permanent: Part-time	5671	8.4%
3	Temporary: Full time	6128	9.1%
4	Temporary: Part-time	5251	7.8%
Sysmiss		92380	

Warning: these figures indicate the number of cases found in the data file. They cannot be interpreted as summary statistics of the population of interest.

s4aq46: What is [NAME?s] status in this job?

Information	[Type= discrete] [Format=numeric] [Range= 1-12] [Missing=*]
Statistics [NW/ W]	[Valid=63227 /-] [Invalid=96460 /-]

Value	Label	Cases	Percentage
1	Paid employee	9270	14.7%
2	Casual worker	2018	3.2%
3	Paid apprentice	271	0.4%
4	Unpaid apprentice	301	0.5%

s4aq46: What is [NAME?s] status in this job?

Value	Label	Cases	Percentage
5	Non-agric self-employed with employees	1630	2.6%
6	Non-agric self-employed without employees	13345	21.1%
7	Non-agric contributing family worker	1991	3.1%
8	Agric-self-employed with employees	1167	1.8%
9	Agric self-employed without employees	16687	26.4%
10	Agric contributing family worker	13784	21.8%
11	Domestic workers	144	0.2%
12	Other (Specify)	2619	4.1%
System		96460	

Warning: these figures indicate the number of cases found in the data file. They cannot be interpreted as summary statistics of the population of interest.

s4aq46a: Other Specify

Information [Type= discrete] [Format=character] [Missing=*]

Statistics [NW/ W] [Valid=189 /-] [Invalid=0 /-]

Value	Label	Cases	Percentage
1/3 OF EVERY SACK OF COCOA BEANS SOLD		1	0.5%
AGRIC SHARE CROPPER		1	0.5%
ALLOWANCES		1	0.5%
APPRECIATION MONEY		1	0.5%
APPRENTICE		18	9.5%
ATTACHMENT		2	1.1%
CASUAL ASSISTANT TO THE DRIVER OF THE TRUCK		1	0.5%
CHURCH ACTIVITIES		2	1.1%
COMMISSION BASED PAYMENTS		1	0.5%
COMMISSION WORKER		1	0.5%
CONTACT PAYMENT		1	0.5%
CONTRACT EMPLOYEE		1	0.5%
CONTRACT STAFF		1	0.5%
CONTRACT WORKER		3	1.6%
EMPLOYEE BUT PAID ON COMMISSION AND PROFITS GAINED		1	0.5%
FAMILY HELP		1	0.5%

s4aq46a: Other Specify

Value	Label	Cases	Percentage
FAMILY HELP IN NON FARM ENTERPRISE		1	0.5%
FOUNDER OF THE CHURCH		1	0.5%
HELP IN NON FARM ENTERPRISE		2	1.1%
HELPING		8	4.2%
HELPING A FRIEND AT THE SHOP		1	0.5%
HELPING IN LAW IN THEIR FARM		1	0.5%
HELPING MOTHER		1	0.5%
HELPS THE DAUGHTER IN HER FARM WHO IS NOT PART OF HER HOUSEHOLD		1	0.5%
HELPS THE HUSBAND IN THE POULTRY AND COCOA FARM		1	0.5%
HELPS THE MOTHER IN THE FARM VOLUNTEERING WHO IS NOT PART OF HER HOUSEHOLD		1	0.5%
INTENSHP SERVICE		1	0.5%
JOINTLY OPERATING WITH DIFFERENT HOUSEHOLD		1	0.5%
NABCO PERSON		1	0.5%
NATIONAL SERVICE		3	1.6%
NATIONAL SERVICE PERSONNEL		1	0.5%
NATIONAL SERVICE PERSON		1	0.5%
NATIONAL SERVICE PERSONNEL		2	1.1%
NO PAY		1	0.5%
NO SALARY		1	0.5%

s4aq46a: Other Specify

Value	Label	Cases	Percentage
NON AGRIC CONTRIBUTING FAMILY MEMBER		3	1.6%
NON AGRIC CONTRIBUTING FAMILY WORKER		1	0.5%
NON HOUSEHOLD MEMBER		1	0.5%
NON PAID		1	0.5%
NOT PAID YET		1	0.5%
NOT PART OF THE HOUSEHOLD		1	0.5%
NSS PERSON		1	0.5%
ON COMMISSION		2	1.1%
OWN BUSINESSES		1	0.5%
PAID VOLUNTARY WORKER		1	0.5%
PASTOR PROVIDING SERVICES TO WORSHIPERS		1	0.5%
PIECE RATE		1	0.5%
PRIVATE OWNED AND PAID		1	0.5%
PTA VOLUNTEERS		1	0.5%
RELIGIOUS BODY		1	0.5%
SCHOOLING		1	0.5%
SELF EMPLOYED		1	0.5%
SERVICES PERSONNEL		1	0.5%
SHARE CROPPING WORKER		1	0.5%
SHARE CROPPER		3	1.6%
SHE VOLUNTEERING TAKING OF AUNT'S CHILDREN AND THEY ARE NOT PART OF HER HOUSEHOLD		1	0.5%

s4aq46a: Other Specify

Value	Label	Cases	Percentage
SHOP ATTENDANT FOR A RELATIVE WITHOUT PAY		1	0.5%
STUDENT		2	1.1%
THE PERSON IS NOT PART OF HER HOUSEHOLD		3	1.6%
THE PERSON IS NOT PART OF HER HOUSEHOLD BUT VOLUNTARY HELP HER		1	0.5%
THE PERSON IS NOT PART OF HIS HOUSEHOLD		1	0.5%
THE PERSON IS NOT PART OF HIS HOUSEHOLD AND DO IT VOLUNTARY		1	0.5%
UNPAID EMPLOYEE		1	0.5%
UNPAID LABOURER		1	0.5%
UNPAID TRAINEE		1	0.5%
UNPAID VOLUNTARY WORKER		3	1.6%
VOLUNTARILY WORKER		1	0.5%
VOLUNTARY		12	6.3%
VOLUNTARY PREACHER		1	0.5%
VOLUNTARY HELP		1	0.5%
VOLUNTARY OCCUPATION		1	0.5%
VOLUNTARY PASTORAL SERVICE		1	0.5%
VOLUNTARY WORK		11	5.8%
VOLUNTARY WORK.		1	0.5%
VOLUNTARY WORKER		22	11.6%
VOLUNTEER		11	5.8%
VOLUNTEER WORKER		4	2.1%

# s4aq46a: Other Specify			
Value	Label	Cases	Percentage
VOLUNTEERED WORKER		1	0.5%
VOLUNTEERING		1	0.5%
VOLUNTEERING WORK		1	0.5%
VOLUNTERY		1	0.5%
VOLUNTRY WORK		1	0.5%
VOLUTARY		1	0.5%
VOLUTARY WORKER		4	2.1%
WORK AND PAY DRIVER		1	0.5%
WORK FOR HIM SELF		1	0.5%
WORK IN W NON FARM OWNED BY SOMEONE		1	0.5%
WORKS IN UNCLE'S FARM		1	0.5%
WORKS WITHOUT PAY		1	0.5%
<i>Warning: these figures indicate the number of cases found in the data file. They cannot be interpreted as summary statistics of the population of interest.</i>			
# s4aq47: Does [NAME] have a contract/agreement (written or verbal) or letter of appointment			
Information	[Type= discrete] [Format=numeric] [Range= 1-3] [Missing=*]		
Statistics [NW/ W]	[Valid=11784 /-] [Invalid=147903 /-]		
Value	Label	Cases	Percentage
1	Yes, written	5273	44.7%
2	Yes, verbal/ oral	3950	33.5%
3	No	2561	21.7%
Sysmiss		147903	
<i>Warning: these figures indicate the number of cases found in the data file. They cannot be interpreted as summary statistics of the population of interest.</i>			
# s4aq48: Does [NAME's] employer provide health insurance coverage (either partial or full			
Information	[Type= discrete] [Format=numeric] [Range= 1-2] [Missing=*]		
Statistics [NW/ W]	[Valid=11497 /-] [Invalid=148190 /-]		
Value	Label	Cases	Percentage
1	Yes	1637	14.2%
2	No	9860	85.8%
Sysmiss		148190	
<i>Warning: these figures indicate the number of cases found in the data file. They cannot be interpreted as summary statistics of the population of interest.</i>			
# s4aq49: In this job, is (NAME) entitled to paid holidays/leave?			
Information	[Type= discrete] [Format=numeric] [Range= 1-2] [Missing=*]		
Statistics [NW/ W]	[Valid=11496 /-] [Invalid=148191 /-]		
Value	Label	Cases	Percentage
1	Yes	3771	32.8%

# s4aq49: In this job, is (NAME) entitled to paid holidays/leave?			
Value	Label	Cases	Percentage
2	No	7725	67.2%
Sysmiss		148191	
<i>Warning: these figures indicate the number of cases found in the data file. They cannot be interpreted as summary statistics of the population of interest.</i>			
# s4aq50: Is (NAME) entitled to paid sick leave and/or maternity leave on this job?			
Information	[Type= discrete] [Format=numeric] [Range= 1-4] [Missing=*]		
Statistics [NW/ W]	[Valid=11495 /-] [Invalid=148192 /-]		
Value	Label	Cases	Percentage
1	Yes, paid sick leave.	2422	21.1%
2	Yes, maternity leave	221	1.9%
3	Yes, both	1488	12.9%
4	No	7364	64.1%
Sysmiss		148192	
<i>Warning: these figures indicate the number of cases found in the data file. They cannot be interpreted as summary statistics of the population of interest.</i>			
# s4aq51: Is [NAME] entitled to any social security benefits in this job?			
Information	[Type= discrete] [Format=numeric] [Range= 1-2] [Missing=*]		
Statistics [NW/ W]	[Valid=11495 /-] [Invalid=148192 /-]		
Value	Label	Cases	Percentage
1	Yes	4057	35.3%
2	No	7438	64.7%
Sysmiss		148192	
<i>Warning: these figures indicate the number of cases found in the data file. They cannot be interpreted as summary statistics of the population of interest.</i>			
# s4aq52: What type of social security benefit will/does [NAME] benefits?			
Information	[Type= discrete] [Format=character] [Missing=*]		
Statistics [NW/ W]	[Valid=4054 /-] [Invalid=0 /-]		
Value	Label	Cases	Percentage
A		28	0.7%
AB		15	0.4%
ABC		250	6.2%
ABCD		19	0.5%
ABCE		3	0.1%
AC		44	1.1%
ACD		1	0.0%
ACE		1	0.0%
AD		1	0.0%
B		124	3.1%
BC		1010	24.9%
BCD		7	0.2%
BCE		5	0.1%
BD		2	0.0%
C		2424	59.8%
CD		16	0.4%
CE		8	0.2%
D		78	1.9%

# s4aq52: What type of social security benefit will/does [NAME] benefits?			
Value	Label	Cases	Percentage
E		18	0.4%
<i>Warning: these figures indicate the number of cases found in the data file. They cannot be interpreted as summary statistics of the population of interest.</i>			
# s4aq52a: Other Specify			
Information	[Type= discrete] [Format=character] [Missing=*]		
Statistics [NW/ W]	[Valid=37 /-] [Invalid=0 /-]		
Value	Label	Cases	Percentage
ALLIANZ INSURANCE COMPANY GHANA LTD		1	2.7%
DONT KNOW		1	2.7%
ELAC AND GLICO		1	2.7%
ENTERPRISE LIFE		1	2.7%
FIREMAN INSURANCE		1	2.7%
GAF PROVIDENT FUND		1	2.7%
GLICO AND ELAC		3	8.1%
GUSS		3	8.1%
LAMP SUM		1	2.7%
METHODIST GROUP PENSION SCHEME		1	2.7%
METHODIST GROUP PENSION SCHEME		2	5.4%
MUTUAL FUND		1	2.7%
NATIONAL ASSOCIATIONS OF TEACHERS (NAT)		1	2.7%
PENSION PLUS		1	2.7%
PENSION SCHEME		1	2.7%
PROVIDENT FUND		5	13.5%
SECURITY SERVICE PENSION		1	2.7%
SECURITY SERVICE PENSION SCHEME		1	2.7%
SIC		2	5.4%
SIC INSURANCE		1	2.7%

# s4aq52a: Other Specify			
Value	Label	Cases	Percentage
SINGLE SPINE		1	2.7%
TEACHERS RETENTION BENEFIT		4	10.8%
TEWU		1	2.7%
U		1	2.7%
<i>Warning: these figures indicate the number of cases found in the data file. They cannot be interpreted as summary statistics of the population of interest.</i>			
# s4aq53: Is [NAME] entitled to free or subsidized medical care in this job?			
Information	[Type= discrete] [Format=numeric] [Range= 1-3] [Missing=*]		
Statistics [NW/ W]	[Valid=11495 /-] [Invalid=148192 /-]		
Value	Label	Cases	Percentage
1	Yes, free	769	6.7%
2	Yes, subsidized	922	8.0%
3	No	9804	85.3%
Sysmiss		148192	
<i>Warning: these figures indicate the number of cases found in the data file. They cannot be interpreted as summary statistics of the population of interest.</i>			
# s4aq54: Is [NAME] paid on a timely basis or a piece rate basis			
Information	[Type= discrete] [Format=numeric] [Range= 1-3] [Missing=*]		
Statistics [NW/ W]	[Valid=11491 /-] [Invalid=148196 /-]		
Value	Label	Cases	Percentage
1	Time basis	8023	69.8%
2	Piece rate	3164	27.5%
3	Some other basis (specify)	304	2.6%
Sysmiss		148196	
<i>Warning: these figures indicate the number of cases found in the data file. They cannot be interpreted as summary statistics of the population of interest.</i>			
# s4aq54a: Other specify			
Information	[Type= discrete] [Format=character] [Missing=*]		
Statistics [NW/ W]	[Valid=319 /-] [Invalid=0 /-]		
Value	Label	Cases	Percentage
0		2	0.6%
1 CEDIS PER BOX SALE		1	0.3%
1/3 OF EVERY SACK OF COCOA BEANS SOLD		4	1.3%
120 CEDIS PER ONE POLE		1	0.3%
2 WEEKS		1	0.3%
35% OF EVERY SALES		1	0.3%
80		1	0.3%
9999		1	0.3%
AFTER THE OWNER SELLS		1	0.3%

s4aq54a: Other specify

Value	Label	Cases	Percentage
THE COCOA SEEDS			
ALLOWANCES		1	0.3%
AMOUNT PAID BASED ON THE DAILY EARNINGS		1	0.3%
ANYTIME HE IS ENGAGED		1	0.3%
AS AGREED ON		1	0.3%
AS AND WHEN CONTACTS ARE ACQUIRED		1	0.3%
AS AND WHEN HE DEEMED IT		1	0.3%
AS AND WHEN SALES BOOM		1	0.3%
AS AND WHEN THERE IS A CATCH		1	0.3%
AS AND WHEN THERE IS A CATCH		1	0.3%
AS AND WHEN THERE IS CONTRACT		1	0.3%
AS AND WHEN THERE'S SALES		1	0.3%
AS AND WHEN THEY GET FISH		1	0.3%
AS AT WHEN THERE IS WORK		1	0.3%
AS THEY CATCH FISH		1	0.3%
AS WHEN GOLD IS FOUND		1	0.3%
AS YOU GO TO WORK		1	0.3%
BASE ON THE QUANTITY OF WATER		1	0.3%
BASED ON BREEDING SUCCESS		1	0.3%
BASED ON COMMISSION		1	0.3%

s4aq54a: Other specify

Value	Label	Cases	Percentage
BASED ON GOODS TRANSPORTED		1	0.3%
BASED ON NUMBER OF CARS WASHED FOR THE DAY		1	0.3%
BEING PAID FOR EVERY HARVEST		1	0.3%
CHARGED PER THE SERVICE		1	0.3%
COMMISSION		6	1.9%
COMMISSION BASE		1	0.3%
COMMISSION BAE3E		1	0.3%
COMMISSION BASE		1	0.3%
COMMISSION BASED		1	0.3%
COMMISSION BASIS		1	0.3%
CONTRACT		1	0.3%
CONTRACT BASED		1	0.3%
CONTRACT BASIS		3	0.9%
D		1	0.3%
DAI		1	0.3%
DAILY		16	5.0%
DAILY SALES OF 40 GHANA CEDIS		1	0.3%
DEPENDING ON THE MACHINES WORKED ON		1	0.3%
DISTANCE		1	0.3%
DO NOT RECEIVE PAY		1	0.3%
DOES NOT GET PAID		1	0.3%
DURATION OF THE WORK		1	0.3%
EARNINGS BASED ON WORK OUTPUT		1	0.3%
ENTITLED TO A BAG OF RICE AFTER HARVESTING 10BAGS		1	0.3%

s4aq54a: Other specify

Value	Label	Cases	Percentage
EVERY TWO WEEKS		2	0.6%
FORTNIGHT		1	0.3%
GET MONEY WHEN I GO TO WORK		1	0.3%
GIVES PART PAYMENT BEFORE THE START OF CONTRACT AND PAYS REMAINING WHEN JOB IS DONE		1	0.3%
HE GETS MONEY WHEN THEY CATCH FISH DAILY		1	0.3%
HE IS PAID AFTER EVERY HARVEST		2	0.6%
HE IS PAID AFTER EVERY HARVEST.		1	0.3%
HE IS PAID AFTER HARVESTING OF THE COCOA		1	0.3%
HE IS TO PAY 150GHC TO THE OWNER A WEEK		1	0.3%
HE MAKES SALES TO OWNER BEFORE HE AND HIS MATE THE REST OF THE MONEY		1	0.3%
IN KIND		1	0.3%
IS BEING PAID AFTER EVERY HARVEST		1	0.3%
IS BEING PAID FOR EVERY HARVEST		11	3.4%
IS BEING PAID FOR EVERY WORK DONE		1	0.3%
IS PAID AFTER EVERY HARVEST OF THE COCOA		1	0.3%
IT DEPENDS ON THE CATCH		1	0.3%

s4aq54a: Other specify

Value	Label	Cases	Percentage
KEEPS WHAT IS EARNED AFTER DAILY SALES		1	0.3%
MONHLY		1	0.3%
MONTH		1	0.3%
MONTHLY		133	41.7%
MONTHLY BASES		1	0.3%
MONTHLY BASES		1	0.3%
MONTHLY BASIS		3	0.9%
MONTHLY BUT MARKED ON A DAILY BASIS		1	0.3%
MONTHLY COMMISSION		2	0.6%
MONTHLY SALARY		1	0.3%
MONTHLY SALARY EARNER		1	0.3%
NO		1	0.3%
NO BASIS		1	0.3%
NO FIXED AMOUNT		1	0.3%
NO PAYMENT AGREEMENT YET		1	0.3%
NO RATE		1	0.3%
NO SALARY ARRANGEMENT		1	0.3%
NONE		3	0.9%
NOT PAID		1	0.3%
NOT PAYED		1	0.3%
NOT REGULAR		1	0.3%
NOT STARTED YET		1	0.3%
NUMBER OF GOLD FIND IN A DAY		2	0.6%
O		1	0.3%
ON CONTRACT		1	0.3%
P		1	0.3%
PAID BASED ON NUMBER OF ACRES PLOUGHED		1	0.3%
PAID IN KIND		1	0.3%

s4aq54a: Other specify

Value	Label	Cases	Percentage
PAID ON CONTRACT BASIS		1	0.3%
PAY IN KIND		1	0.3%
PAYMENT IN KIND		1	0.3%
PAYMENT IS BASED ON DAILY EARNINGS		1	0.3%
PAYMENTS IS COMMISSION WISE		1	0.3%
PER CONSTRUCTION		1	0.3%
PER INSTALLATION		1	0.3%
SALARY		1	0.3%
SALES PROFIT		1	0.3%
SHE IS PAID AS AND WHEN SALES IS MADE. HENCE THE BIGGER THE PROFIT, THE BIGGER TYE MONEY PAID TO HER		1	0.3%
T		1	0.3%
THEY DONT PAY HER		1	0.3%
TIPS		1	0.3%
TWO WEEKS		2	0.6%
UNPAID		1	0.3%
UNPAID CASUAL WORKER		1	0.3%
UPON COMPLETION		1	0.3%
VOLUNTARY JOB		1	0.3%
VOLUNTARY WORK		1	0.3%
WE ARE ON PAID ALLOWANCE		1	0.3%
WEEKLY		6	1.9%
WHEN GOLD IS FOUND		1	0.3%
WHEN SALES BOOM		1	0.3%
WHEN THE GIVES BIRTH SHE IS		1	0.3%

s4aq54a: Other specify

Value	Label	Cases	Percentage
ENTITLED TO HALF OF THE KID GOATS			
WHEN THERE IS A PERFORMANCE		2	0.6%
WHEN THERE IS PERFORMANCE		1	0.3%
WHEN THERE IS WORK		1	0.3%
WHEN THERE'S A JOB		1	0.3%
WHEN THERES WORK		1	0.3%
WHEN THERES WORK AVAILABLE		1	0.3%
WHEN THEY ARE DONE HARVESTING SHE WOULD BE PAID		1	0.3%
WHEN THEY ARE DONE WITH THE BREWERIES		1	0.3%
WITHOUT PAY		1	0.3%
WORK AND PAY		3	0.9%
WORK AND PAYING TO OWN THE MOTORCYCLE		1	0.3%
Y		1	0.3%
YET TO BE PAID		1	0.3%
YOU GET MONEY WHEN YOU GO FISHING		1	0.3%

Warning: these figures indicate the number of cases found in the data file. They cannot be interpreted as summary statistics of the population of interest.

s4aq55a: How much is [NAME's] payment for this job? IF [NAME] HAS NOT YET BEEN PAID, ASK:

Information	[Type= continuous] [Format=numeric] [Range= 0-35000] [Missing=*]
Statistics [NW/ W]	[Valid=11469 /-] [Invalid=148218 /-] [Mean=951.146 /-] [StdDev=1526.485 /-]

s4aq55b: Time Unit of payment

Information	[Type= discrete] [Format=numeric] [Range= 1-8] [Missing=*]
Statistics [NW/ W]	[Valid=11480 /-] [Invalid=148207 /-]

Value	Label	Cases	Percentage
1	Hour	46	0.4%

# s4aq55b: Time Unit of payment			
Value	Label	Cases	Percentage
2	Day	2566	22.4%
3	Week	677	5.9%
4	2 Weeks	180	1.6%
5	Month	7824	68.2%
6	Quarter	76	0.7%
7	Half year	9	0.1%
8	Year	102	0.9%
Sysmiss		148207	
<i>Warning: these figures indicate the number of cases found in the data file. They cannot be interpreted as summary statistics of the population of interest.</i>			
# s4aq56: Does [NAME] receive other payments (including bonuses, commission, allowances, t			
Information	[Type= discrete] [Format=numeric] [Range= 1-2] [Missing=*]		
Statistics [NW/ W]	[Valid=11480 /-] [Invalid=148207 /-]		
Value	Label	Cases	Percentage
1	Yes	1518	13.2%
2	No	9962	86.8%
Sysmiss		148207	
<i>Warning: these figures indicate the number of cases found in the data file. They cannot be interpreted as summary statistics of the population of interest.</i>			
# s4aq57a: ow much is [NAME's] other cash payments (including bonuses, commission, allowanc			
Information	[Type= continuous] [Format=numeric] [Range= 0-87000] [Missing=*]		
Statistics [NW/ W]	[Valid=1517 /-] [Invalid=158170 /-] [Mean=601.323 /-] [StdDev=3292.729 /-]		
# s4aq57b: Time Unit of payment			
Information	[Type= discrete] [Format=numeric] [Range= 1-8] [Missing=*]		
Statistics [NW/ W]	[Valid=1519 /-] [Invalid=158168 /-]		
Value	Label	Cases	Percentage
1	Hour	8	0.5%
2	Day	152	10.0%
3	Week	246	16.2%
4	2 Weeks	70	4.6%
5	Month	674	44.4%
6	Quarter	92	6.1%
7	Half year	26	1.7%
8	Year	251	16.5%
Sysmiss		158168	
<i>Warning: these figures indicate the number of cases found in the data file. They cannot be interpreted as summary statistics of the population of interest.</i>			
# s4aq58: Does [NAME] receive any payment in-kind?			
Information	[Type= discrete] [Format=numeric] [Range= 1-2] [Missing=*]		
Statistics [NW/ W]	[Valid=11479 /-] [Invalid=148208 /-]		
Value	Label	Cases	Percentage
1	Yes	652	5.7%
2	No	10827	94.3%
Sysmiss		148208	
<i>Warning: these figures indicate the number of cases found in the data file. They cannot be interpreted as summary statistics of the population of interest.</i>			

# s4aq59a: What is the value of goods and services you received?			
Information		[Type= continuous] [Format=numeric] [Range= 0-6000] [Missing=*]	
Statistics [NW/ W]		[Valid=650 /-] [Invalid=159037 /-] [Mean=208.31 /-] [StdDev=448.264 /-]	
# s4aq59b: Time Unit of payment			
Information		[Type= discrete] [Format=numeric] [Range= 1-8] [Missing=*]	
Statistics [NW/ W]		[Valid=651 /-] [Invalid=159036 /-]	
Value	Label	Cases	Percentage
1	Hour	5	0.8%
2	Day	150	23.0%
3	Week	61	9.4%
4	2 Weeks	19	2.9%
5	Month	145	22.3%
6	Quarter	41	6.3%
7	Half year	21	3.2%
8	Year	209	32.1%
Sysmiss		159036	
<i>Warning: these figures indicate the number of cases found in the data file. They cannot be interpreted as summary statistics of the population of interest.</i>			
# s4aq60: Who in your household mainly decides on the use of this payment?			
Information		[Type= discrete] [Format=numeric] [Range= 1-15] [Missing=*]	
Statistics [NW/ W]		[Valid=5318 /-] [Invalid=154369 /-] [Mean=1.737 /-] [StdDev=1.369 /-]	
Value	Label	Cases	Percentage
1		3373	63.4%
2		1003	18.9%
3		509	9.6%
4		187	3.5%
5		101	1.9%
6		52	1.0%
7		38	0.7%
8		35	0.7%
9		6	0.1%
10		2	0.0%
11		6	0.1%
12		1	0.0%
13		1	0.0%
14		2	0.0%
15		2	0.0%
Sysmiss		154369	
<i>Warning: these figures indicate the number of cases found in the data file. They cannot be interpreted as summary statistics of the population of interest.</i>			
# s4bq1: During the past 7 days, how many jobs did you do/have altogether?			
Information		[Type= discrete] [Format=numeric] [Range= 1-7] [Missing=*]	
Statistics [NW/ W]		[Valid=62776 /-] [Invalid=96911 /-] [Mean=1.092 /-] [StdDev=0.31 /-]	
Value	Label	Cases	Percentage
1		57205	91.1%
2		5429	8.6%
3		109	0.2%

s4bq1: During the past 7 days, how many jobs did you do/have altogether?

Value	Label	Cases	Percentage
4		10	0.0%
5		6	0.0%
6		8	0.0%
7		9	0.0%
Sysmiss		96911	

Warning: these figures indicate the number of cases found in the data file. They cannot be interpreted as summary statistics of the population of interest.

s4bq2a1: Main occupation (code) - Major

Information	[Type= discrete] [Format=numeric] [Range= 0-9] [Missing=*]
Statistics [NW/ W]	[Valid=5571 /-] [Invalid=154116 /-]

Value	Label	Cases	Percentage
0	Armed forces occupations	2	0.0%
1	Managers	91	1.6%
2	Professionals	106	1.9%
3	Technicians and associate professionals	62	1.1%
4	Clerical support workers	67	1.2%
5	Service and sales workers	1235	22.2%
6	Skilled agricultural, forestry and fishery workers	2589	46.5%
7	Craft and related trades workers	865	15.5%
8	Plant and machine operators, and assemblers	261	4.7%
9	Elementary occupations	293	5.3%
Sysmiss		154116	

Warning: these figures indicate the number of cases found in the data file. They cannot be interpreted as summary statistics of the population of interest.

s4bq3a1: Industry of main occupation (code) - Major

Information	[Type= discrete] [Format=numeric] [Range= -99999-21] [Missing=*]
Statistics [NW/ W]	[Valid=5570 /-] [Invalid=154117 /-]

Value	Label	Cases	Percentage
-99999		1	0.0%
1	Agriculture, forestry and fishing	2658	47.7%
2	Mining and quarrying	32	0.6%
3	Manufacturing	800	14.4%
4	Electricity, gas, steam and air conditioning supply	4	0.1%
5	Water supply; sewerage, waste management and remediation act	21	0.4%
6	Construction	155	2.8%
7	Wholesale and retail trade; repair of motor vehicles and mot	1132	20.3%
8	Transportation and storage	165	3.0%
9	Accommodation and food service activities	173	3.1%
10	Information and communication	12	0.2%
11	Financial and insurance activities	18	0.3%
12	Real estate activities	3	0.1%
13	Professional, scientific and technical activities	17	0.3%
14	Administrative and support service activities	14	0.3%
15	Public administration and defence; compulsory social securit	14	0.3%
16	Education	48	0.9%
17	Human health and social work activities	29	0.5%

s4bq3a1: Industry of main occupation (code) - Major

Value	Label	Cases	Percentage
18	Arts, entertainment and recreation	71	1.3%
19	Other service activities	155	2.8%
20	Activities of households as employers; undifferentiated good	48	0.9%
21	Activities of extraterritorial organizations and bodies	0	
Sysmiss		154117	

Warning: these figures indicate the number of cases found in the data file. They cannot be interpreted as summary statistics of the population of interest.

s4bq4: During the past 7 days, for how many days did (NAME) on this second job?

Information	[Type= discrete] [Format=numeric] [Range= 0-7] [Missing=*]
Statistics [NW/ W]	[Valid=5569 /-] [Invalid=154118 /-] [Mean=3.326 /-] [StdDev=1.982 /-]

Value	Label	Cases	Percentage
0		7	0.1%
1		1076	19.3%
2		1397	25.1%
3		986	17.7%
4		540	9.7%
5		491	8.8%
6		423	7.6%
7		649	11.7%
Sysmiss		154118	

Warning: these figures indicate the number of cases found in the data file. They cannot be interpreted as summary statistics of the population of interest.

s4bq5a: For the ?? . days worked, how many hours did [NAME] do in this second job? Day 1

Information	[Type= continuous] [Format=numeric] [Range= 0-25] [Missing=*]
Statistics [NW/ W]	[Valid=5562 /-] [Invalid=154125 /-] [Mean=4.51 /-] [StdDev=2.358 /-]

s4bq5b: Day 2

Information	[Type= continuous] [Format=numeric] [Range= 0-85] [Missing=*]
Statistics [NW/ W]	[Valid=4493 /-] [Invalid=155194 /-] [Mean=4.41 /-] [StdDev=2.526 /-]

s4bq5c: Day 3

Information	[Type= continuous] [Format=numeric] [Range= 0-88] [Missing=*]
Statistics [NW/ W]	[Valid=3096 /-] [Invalid=156591 /-] [Mean=4.245 /-] [StdDev=2.661 /-]

s4bq5d: Day 4

Information	[Type= discrete] [Format=numeric] [Range= 0-17] [Missing=*]
Statistics [NW/ W]	[Valid=2121 /-] [Invalid=157566 /-] [Mean=4.141 /-] [StdDev=2.232 /-]

Value	Label	Cases	Percentage
0		1	0.0%
1		125	5.9%
2		392	18.5%
3		466	22.0%
4		358	16.9%
5		310	14.6%
6		193	9.1%
7		81	3.8%
8		117	5.5%

# s4bq5d: Day 4			
Value	Label	Cases	Percentage
9		26	1.2%
10		21	1.0%
11		3	0.1%
12		21	1.0%
14		2	0.1%
15		4	0.2%
17		1	0.0%
Sysmiss		157566	

Warning: these figures indicate the number of cases found in the data file. They cannot be interpreted as summary statistics of the population of interest.

# s4bq5e: Day 5	
Information	[Type= continuous] [Format=numeric] [Range= 1-27] [Missing=*]
Statistics [NW/ W]	[Valid=1583 /-] [Invalid=158104 /-] [Mean=4.117 /-] [StdDev=2.32 /-]

# s4bq5f: Day 6	
Information	[Type= discrete] [Format=numeric] [Range= 1-17] [Missing=*]
Statistics [NW/ W]	[Valid=1086 /-] [Invalid=158601 /-] [Mean=4.232 /-] [StdDev=2.441 /-]

Value	Label	Cases	Percentage
1		83	7.6%
2		198	18.2%
3		215	19.8%
4		173	15.9%
5		166	15.3%
6		94	8.7%
7		31	2.9%
8		67	6.2%
9		20	1.8%
10		15	1.4%
11		3	0.3%
12		14	1.3%
13		2	0.2%
14		1	0.1%
15		3	0.3%
17		1	0.1%
Sysmiss		158601	

Warning: these figures indicate the number of cases found in the data file. They cannot be interpreted as summary statistics of the population of interest.

# s4bq5g: Day 7	
Information	[Type= continuous] [Format=numeric] [Range= 1-56] [Missing=*]
Statistics [NW/ W]	[Valid=661 /-] [Invalid=159026 /-] [Mean=4.231 /-] [StdDev=3.575 /-]

# s4bq6: In what sector is [NAME] mainly working?	
Information	[Type= discrete] [Format=numeric] [Range= 1-9] [Missing=*]
Statistics [NW/ W]	[Valid=5569 /-] [Invalid=154118 /-]

Value	Label	Cases	Percentage
1	Public (Government)	60	1.1%

s4bq6: In what sector is [NAME] mainly working?

Value	Label	Cases	Percentage
2	Semi-public/Parastatals	6	0.1%
3	Private Formal	169	3.0%
4	Private Informal	5292	95.0%
5	Local NGO/CSO	3	0.1%
6	International NGO/CSO	2	0.0%
7	Religious Organization (Local)	35	0.6%
8	Religious Organizational (International)	2	0.0%
9	International Organization	0	
Sysmiss		154118	

Warning: these figures indicate the number of cases found in the data file. They cannot be interpreted as summary statistics of the population of interest.

s4bq7: What is [NAME?'s] status in this job?

Information	[Type= discrete] [Format=numeric] [Range= 1-12] [Missing=*]
Statistics [NW/ W]	[Valid=5569 /-] [Invalid=154118 /-]

Value	Label	Cases	Percentage
1	Paid employee	261	4.7%
2	Casual worker	257	4.6%
3	Paid apprentice	12	0.2%
4	Unpaid apprentice	50	0.9%
5	Non-agric self-employed with employees	168	3.0%
6	Non-agric self-employed without employees	2016	36.2%
7	Non-agric contributing family worker	210	3.8%
8	Agric-self-employed with employees	123	2.2%
9	Agric self-employed without employees	1777	31.9%
10	Agric contributing family worker	660	11.9%
11	Domestic workers	9	0.2%
12	Other (Specify)	26	0.5%
Sysmiss		154118	

Warning: these figures indicate the number of cases found in the data file. They cannot be interpreted as summary statistics of the population of interest.

s4bq7a: Other Specify

Information	[Type= discrete] [Format=character] [Missing=*]
Statistics [NW/ W]	[Valid=28 /-] [Invalid=0 /-]

Value	Label	Cases	Percentage
BY DAY WORKER		2	7.1%
COMMISSION BASED		1	3.6%
COMMISSION BASED PAYMENTS		1	3.6%
COMMISSION BASES WORKERS		1	3.6%
DISTRICT ASSEMBLY SUPPORT		1	3.6%

# s4bq7a: Other Specify			
Value	Label	Cases	Percentage
FOR OWN CONSUMPTION		1	3.6%
HELPING HER MOMS BUSINESS		1	3.6%
LOCAL GOVERNMENT OFFICIAL		1	3.6%
PARTNERSHIP		1	3.6%
PROPHETESS		1	3.6%
SMALL SCALE MINER		1	3.6%
UNPAID CASUAL WORKER		1	3.6%
VOLUNTARY		6	21.4%
VOLUNTARY SERVICE		1	3.6%
VOLUNTARY WORK		4	14.3%
VOLUNTARY WORKER		1	3.6%
VOLUNTEER		1	3.6%
VOLUNTEER WORKER		1	3.6%
VOLUNTERY WORKER		1	3.6%
<i>Warning: these figures indicate the number of cases found in the data file. They cannot be interpreted as summary statistics of the population of interest.</i>			
# s4bq8: Is [NAME] paid on a timely basis or a piece rate basis			
Information	[Type= discrete] [Format=numeric] [Range= 1-3] [Missing=*]		
Statistics [NW/ W]	[Valid=530 /-] [Invalid=159157 /-]		
Value	Label	Cases	Percentage
1	Time basis	293	55.3%
2	Piece rate	225	42.5%
3	Some other basis (specify)	12	2.3%
Sysmiss		159157	
<i>Warning: these figures indicate the number of cases found in the data file. They cannot be interpreted as summary statistics of the population of interest.</i>			
# s4bq8a: Other specify			
Information	[Type= discrete] [Format=character] [Missing=*]		
Statistics [NW/ W]	[Valid=17 /-] [Invalid=0 /-]		
Value	Label	Cases	Percentage
AFTER EVERY PERFORMANCE		1	5.9%
ANY OTHER TIME		1	5.9%
COMMISION		1	5.9%
COMMISSION		2	11.8%
COMMISSION BASED		1	5.9%

s4bq8a: Other specify

Value	Label	Cases	Percentage
CONTRACT MONTHLY		1	5.9%
DAILY		2	11.8%
FGHJ		1	5.9%
IT IS A GOODWILL MONTHLY		1	5.9%
MONTHLY		2	11.8%
NONE		1	5.9%
ON COMMISSION		1	5.9%
TWO MONTHS		1	5.9%
YEARLY		1	5.9%

Warning: these figures indicate the number of cases found in the data file. They cannot be interpreted as summary statistics of the population of interest.

s4bq9: How much is [NAME's] payment for this job? IF [NAME] HAS NOT YET BEEN PAID, ASK:

Information [Type= continuous] [Format=numeric] [Range= 0-15000] [Missing=*]

Statistics [NW/ W] [Valid=530 /-] [Invalid=159157 /-] [Mean=424.092 /-] [StdDev=1091.989 /-]

s4bq9a: Time Unit of payment

Information [Type= discrete] [Format=numeric] [Range= 1-8] [Missing=*]

Statistics [NW/ W] [Valid=530 /-] [Invalid=159157 /-]

Value	Label	Cases	Percentage
1	Hour	2	0.4%
2	Day	220	41.5%
3	Week	71	13.4%
4	2 Weeks	12	2.3%
5	Month	211	39.8%
6	Quarter	2	0.4%
7	Half year	4	0.8%
8	Year	8	1.5%
Sysmiss		159157	

Warning: these figures indicate the number of cases found in the data file. They cannot be interpreted as summary statistics of the population of interest.

s4bq10: Does [NAME] receive any payment for this work in the form of goods and services?

Information [Type= discrete] [Format=numeric] [Range= 1-2] [Missing=*]

Statistics [NW/ W] [Valid=530 /-] [Invalid=159157 /-]

Value	Label	Cases	Percentage
1	Yes	50	9.4%
2	No	480	90.6%
Sysmiss		159157	

Warning: these figures indicate the number of cases found in the data file. They cannot be interpreted as summary statistics of the population of interest.

s4bq11a: What is the value of goods and services you received?

Information [Type= continuous] [Format=numeric] [Range= 5-500] [Missing=*]

Statistics [NW/ W] [Valid=50 /-] [Invalid=159637 /-] [Mean=89.24 /-] [StdDev=135.484 /-]

s4bq11b: Time Unit of payment

Information [Type= discrete] [Format=numeric] [Range= 1-8] [Missing=*]

s4bq11b: Time Unit of payment

Statistics [NW/ W] [Valid=50 /-] [Invalid=159637 /-]

Value	Label	Cases	Percentage
1	Hour	0	
2	Day	23	46.0%
3	Week	8	16.0%
4	2 Weeks	2	4.0%
5	Month	12	24.0%
6	Quarter	1	2.0%
7	Half year	0	
8	Year	4	8.0%
Sysmiss		159637	

Warning: these figures indicate the number of cases found in the data file. They cannot be interpreted as summary statistics of the population of interest.

s4bq12: Does [NAME] have a contract/agreement (written or verbal) or letter of appointme

Information [Type= discrete] [Format=numeric] [Range= 1-3] [Missing=*]

Statistics [NW/ W] [Valid=382 /-] [Invalid=159305 /-]

Value	Label	Cases	Percentage
1	Yes, written	69	18.1%
2	Yes, verbal/ oral	166	43.5%
3	No	147	38.5%
Sysmiss		159305	

Warning: these figures indicate the number of cases found in the data file. They cannot be interpreted as summary statistics of the population of interest.

s4bq13: In this job, is (NAME) entitled to paid holidays/leave?

Information [Type= discrete] [Format=numeric] [Range= 1-2] [Missing=*]

Statistics [NW/ W] [Valid=530 /-] [Invalid=159157 /-]

Value	Label	Cases	Percentage
1	Yes	47	8.9%
2	No	483	91.1%
Sysmiss		159157	

Warning: these figures indicate the number of cases found in the data file. They cannot be interpreted as summary statistics of the population of interest.

s4bq14: Is (NAME) entitled to paid sick leave and/or maternity leave on this job?

Information [Type= discrete] [Format=numeric] [Range= 1-4] [Missing=*]

Statistics [NW/ W] [Valid=530 /-] [Invalid=159157 /-]

Value	Label	Cases	Percentage
1	Yes, paid sick leave.	45	8.5%
2	Yes, maternity leave	0	
3	Yes, both	14	2.6%
4	No	471	88.9%
Sysmiss		159157	

Warning: these figures indicate the number of cases found in the data file. They cannot be interpreted as summary statistics of the population of interest.

s4bq15: Is [NAME] entitled to any social security benefits in this job?

Information [Type= discrete] [Format=numeric] [Range= 1-2] [Missing=*]

Statistics [NW/ W] [Valid=530 /-] [Invalid=159157 /-]

# s4bq15: Is [NAME] entitled to any social security benefits in this job?			
Value	Label	Cases	Percentage
1	Yes	27	5.1%
2	No	503	94.9%
Sysmiss		159157	
<i>Warning: these figures indicate the number of cases found in the data file. They cannot be interpreted as summary statistics of the population of interest.</i>			
# s4bq16: What type of social security benefit will/does [NAME] benefits?			
Information	[Type= discrete] [Format=character] [Missing=*]		
Statistics [NW/ W]	[Valid=29 /-] [Invalid=0 /-]		
Value	Label	Cases	Percentage
ABC		1	3.4%
BC		9	31.0%
C		19	65.5%
<i>Warning: these figures indicate the number of cases found in the data file. They cannot be interpreted as summary statistics of the population of interest.</i>			
# s4bq16a: Three(3) Tier Scheme			
Information	[Type= discrete] [Format=numeric] [Range= 0-2] [Missing=*]		
Statistics [NW/ W]	[Valid=1 /-] [Invalid=159686 /-]		
Value	Label	Cases	Percentage
0	No	0	
1	Yes	1	100.0%
2	No	0	
Sysmiss		159686	
<i>Warning: these figures indicate the number of cases found in the data file. They cannot be interpreted as summary statistics of the population of interest.</i>			

# s4bq16b: Two(2) Tier Scheme			
Information	[Type= discrete] [Format=numeric] [Range= 0-2] [Missing=*]		
Statistics [NW/ W]	[Valid=10 /-] [Invalid=159677 /-]		
Value	Label	Cases	Percentage
0	No	0	
1	Yes	10	100.0%
2	No	0	
Sysmiss		159677	
<i>Warning: these figures indicate the number of cases found in the data file. They cannot be interpreted as summary statistics of the population of interest.</i>			
# s4bq16c: SSNT Scheme			
Information	[Type= discrete] [Format=numeric] [Range= 0-2] [Missing=*]		
Statistics [NW/ W]	[Valid=29 /-] [Invalid=159658 /-]		
Value	Label	Cases	Percentage
0	No	0	
1	Yes	29	100.0%
2	No	0	
Sysmiss		159658	
<i>Warning: these figures indicate the number of cases found in the data file. They cannot be interpreted as summary statistics of the population of interest.</i>			
# s4bq16d: CAP 30			
Information	[Type= discrete] [Format=numeric] [Range= 0-2] [Missing=*]		
Statistics [NW/ W]	[Valid=0 /-] [Invalid=159687 /-]		
Value	Label	Cases	Percentage
0	No	0	
1	Yes	0	
2	No	0	
Sysmiss		159687	
<i>Warning: these figures indicate the number of cases found in the data file. They cannot be interpreted as summary statistics of the population of interest.</i>			
# s4bq16e: Other Scheme			
Information	[Type= discrete] [Format=numeric] [Range= 0-2] [Missing=*]		
Statistics [NW/ W]	[Valid=0 /-] [Invalid=159687 /-]		
Value	Label	Cases	Percentage
0	No	0	
1	Yes	0	
2	No	0	
Sysmiss		159687	
<i>Warning: these figures indicate the number of cases found in the data file. They cannot be interpreted as summary statistics of the population of interest.</i>			
# s4bq16_other: Other Specify			
Information	[Type= discrete] [Format=character] [Missing=*]		
Statistics [NW/ W]	[Valid=0 /-] [Invalid=0 /-]		
# s4bq17: Is [NAME] entitled to free or subsidized medical care in this job?			
Information	[Type= discrete] [Format=numeric] [Range= 1-3] [Missing=*]		
Statistics [NW/ W]	[Valid=530 /-] [Invalid=159157 /-]		

s4bq17: Is [NAME] entitled to free or subsidized medical care in this job?

Value	Label	Cases	Percentage
1	Yes, free	7	1.3%
2	Yes, subsidized	8	1.5%
3	No	515	97.2%
Sysmiss		159157	

Warning: these figures indicate the number of cases found in the data file. They cannot be interpreted as summary statistics of the population of interest.

s4bq18: Where do you usually do your main work?

Information	[Type= discrete] [Format=numeric] [Range= 1-20] [Missing=*]
Statistics [NW/ W]	[Valid=5569 /-] [Invalid=154118 /-]

Value	Label	Cases	Percentage
1	Office	47	0.8%
2	Home	1089	19.6%
3	Factory	18	0.3%
4	Workshop	77	1.4%
5	Own land / farm	1813	32.6%
6	Other land / farm	829	14.9%
7	River / Ocean	62	1.1%
8	Hotel / restaurant / chop bar	10	0.2%
9	Store / shop / table top	474	8.5%
10	Street at a fixed location	159	2.9%
11	Street not at a fixed location	299	5.4%
12	Lorry park	50	0.9%
13	Somebody?s home / Verandah	42	0.8%
14	School	59	1.1%
15	Hospital / clinic	3	0.1%
16	Construction sites	125	2.2%
17	Market	305	5.5%
18	Online	2	0.0%
19	Vans/cars	15	0.3%
20	Other (specify)	91	1.6%
Sysmiss		154118	

Warning: these figures indicate the number of cases found in the data file. They cannot be interpreted as summary statistics of the population of interest.

s4bq18a: Other specify

Information	[Type= discrete] [Format=character] [Missing=*]
Statistics [NW/ W]	[Valid=92 /-] [Invalid=0 /-]

Value	Label	Cases	Percentage
ASSIGNED FOREST		1	1.1%
AT PROGRAMS (FUNERALS AND WEDDINGS GROUNDS)		1	1.1%
BANK		1	1.1%
BEAR BAR		1	1.1%

s4bq18a: Other specify

Value	Label	Cases	Percentage
BUILDING SITE		1	1.1%
BUSHES		2	2.2%
CAMP SITE		1	1.1%
CHAPEL		1	1.1%
CHURCH		26	28.3%
CHURCH BUILDING		3	3.3%
CHURCH HOUSE		1	1.1%
CHURCH PREMISES		1	1.1%
COCOA FARMS		1	1.1%
CONVERT		1	1.1%
DOOR TO DOOR		9	9.8%
DOOR TO DOOR (NO FIXED LOCATION)		1	1.1%
DOOR TO DOOR HAWKING		3	3.3%
EVENT CENTER		2	2.2%
EVENTS CENTER		1	1.1%
FOREST		2	2.2%
FORGET SITE		1	1.1%
FREE RANGE		1	1.1%
FREELANCE		1	1.1%
FUNERAL GROUNDS		1	1.1%
GALAMSEY SITE		2	2.2%
GARAGE		1	1.1%
GOVERNMENT		1	1.1%
INFORMATION CENTER		1	1.1%
MINE SITE		1	1.1%
MINING SITE		1	1.1%
MOSQUE		2	2.2%
MOSQUES		1	1.1%
NO FIX LOCATION		1	1.1%
NO FIXED LOCATION		1	1.1%
ON A FOOTBALL FIELD		1	1.1%

s4bq18a: Other specify

Value	Label	Cases	Percentage
OPEN SPACE		1	1.1%
PENTECOST CHURCH MISSION HOUSE		1	1.1%
PENTECOST CHURCH, MISSION HOUSE		1	1.1%
PEOPLE'S HOUSES		1	1.1%
PLAYING GROUNDS		1	1.1%
PROGRAM VENUE		5	5.4%
SITE		1	1.1%
TRICYCLE		3	3.3%
TRICYCLE BY ROAD		1	1.1%

Warning: these figures indicate the number of cases found in the data file. They cannot be interpreted as summary statistics of the population of interest.

s4bq19: Is the work you do regular or temporary?

Information	[Type= discrete] [Format=numeric] [Range= 1-4] [Missing=*]
Statistics [NW/ W]	[Valid=5569 /-] [Invalid=154118 /-]

Value	Label	Cases	Percentage
1	Permanent: Full time	1318	23.7%
2	Permanent: Part-time	2854	51.2%
3	Temporary: Full time	585	10.5%
4	Temporary: Part-time	812	14.6%
Sysmiss		154118	

Warning: these figures indicate the number of cases found in the data file. They cannot be interpreted as summary statistics of the population of interest.

s4cq1: During the past 7 days, what were your total hours of work in your economic acti

Information	[Type= continuous] [Format=numeric] [Range= 0-115] [Missing=*]
Statistics [NW/ W]	[Valid=67535 /-] [Invalid=92152 /-] [Mean=26.774 /-] [StdDev=19.958 /-]

s4cq2: Total Number of hours

Information	[Type= discrete] [Format=numeric] [Range= 1-2] [Missing=*]
Statistics [NW/ W]	[Valid=67537 /-] [Invalid=92150 /-]

Value	Label	Cases	Percentage
1	Less than 40 hrs	47556	70.4%
2	40 hrs or more	19981	29.6%
Sysmiss		92150	

Warning: these figures indicate the number of cases found in the data file. They cannot be interpreted as summary statistics of the population of interest.

s4cq3: Was (NAME) available for additional hours of work in the past seven days?

Information	[Type= discrete] [Format=numeric] [Range= 1-2] [Missing=*]
Statistics [NW/ W]	[Valid=47554 /-] [Invalid=112133 /-]

# s4cq3: Was (NAME) available for additional hours of work in the past seven days?			
Value	Label	Cases	Percentage
1	Yes	11119	23.4%
2	No	36435	76.6%
Sysmiss		112133	
<i>Warning: these figures indicate the number of cases found in the data file. They cannot be interpreted as summary statistics of the population of interest.</i>			
# s4cq4: Was (NAME) willing to work for additional hours in the past seven days?			
Information	[Type= discrete] [Format=numeric] [Range= 1-2] [Missing=*]		
Statistics [NW/ W]	[Valid=47554 /-] [Invalid=112133 /-]		
Value	Label	Cases	Percentage
1	Yes	10225	21.5%
2	No	37329	78.5%
Sysmiss		112133	
<i>Warning: these figures indicate the number of cases found in the data file. They cannot be interpreted as summary statistics of the population of interest.</i>			
# s4cq5: How many hours would (NAME) have liked to work during past week?			
Information	[Type= continuous] [Format=numeric] [Range= 0-99] [Missing=*]		
Statistics [NW/ W]	[Valid=20514 /-] [Invalid=139173 /-] [Mean=37.656 /-] [StdDev=19.97 /-]		
# s4cq6: Did (NAME) wish to change jobs or to have another job in addition to (NAME?s) pr			
Information	[Type= discrete] [Format=numeric] [Range= 1-4] [Missing=*]		
Statistics [NW/ W]	[Valid=67534 /-] [Invalid=92153 /-]		
Value	Label	Cases	Percentage
1	Wanted to change jobs	3896	5.8%
2	Wanted another job in addition to present one(s)	13105	19.4%
3	Wanted changes in the current job/activity	2783	4.1%
4	Did not wish to change jobs, or get another one	47750	70.7%
Sysmiss		92153	
<i>Warning: these figures indicate the number of cases found in the data file. They cannot be interpreted as summary statistics of the population of interest.</i>			
# s4cq7: Did (NAME) seek to change (NAME?S) job in the past 7 days?			
Information	[Type= discrete] [Format=numeric] [Range= 1-2] [Missing=*]		
Statistics [NW/ W]	[Valid=19784 /-] [Invalid=139903 /-]		
Value	Label	Cases	Percentage
1	Yes	2064	10.4%
2	No	17720	89.6%
Sysmiss		139903	
<i>Warning: these figures indicate the number of cases found in the data file. They cannot be interpreted as summary statistics of the population of interest.</i>			
# s4cq8: What was the most important reason that made (NAME) seek to do that?			
Information	[Type= discrete] [Format=numeric] [Range= 1-9] [Missing=*]		
Statistics [NW/ W]	[Valid=2064 /-] [Invalid=157623 /-]		
Value	Label	Cases	Percentage
1	A better paid job	1597	77.4%
2	Job that better corresponds to my qualification	111	5.4%
3	Be closer to my home	81	3.9%
4	Be in my village/town	58	2.8%

# s4cq8: What was the most important reason that made (NAME) seek to do that?			
Value	Label	Cases	Percentage
5	Improved safety at work	10	0.5%
6	Less excessive hours	35	1.7%
7	Better social security/protection	9	0.4%
8	Other improved working conditions	119	5.8%
9	Other (specify)	44	2.1%
Sysmiss		157623	
<i>Warning: these figures indicate the number of cases found in the data file. They cannot be interpreted as summary statistics of the population of interest.</i>			
# s4cq8o: Other Specify			
Information	[Type= discrete] [Format=character] [Missing=*]		
Statistics [NW/ W]	[Valid=45 /-] [Invalid=0 /-]		
Value	Label	Cases	Percentage
ADDITIONAL INCOME		1	2.2%
AGAINST HIS MORAL LIFE AND BELIEFS		1	2.2%
ATTEND SCHOOL		1	2.2%
AVAILABILITY OF A CAR		1	2.2%
CAN'T SELL MORE AS I WISH		1	2.2%
CAPITAL TO INVEST IN HER TABLETOP RETAIL BUSI		1	2.2%
CAPITAL TO RESTART THE BUSINESS		1	2.2%
CURRENT JOB IS DANGEROUS		1	2.2%
FINANCIAL PROBLEM		1	2.2%
GENERATE MORE INCOME		1	2.2%
HAVE ADDITIONAL INCOME		1	2.2%
HE WANTS TO BE MADE A PERMANENT WORKER		1	2.2%
IMPROVE SOURCE OF INCOME AND BETTER EDUCATION		1	2.2%
INVESTMENT INTO AGRICULTURE		1	2.2%

s4cq8o: Other Specify

Value	Label	Cases	Percentage
LEARN A TRADE (CARPENTRY)		1	2.2%
LOOKING FOR FINANCE SUPPORT		1	2.2%
MAKE A LIVING		1	2.2%
NEED CAPITAL TO START A NEW BUSINESS		1	2.2%
NEEDED FINANCIAL SUPPORT TO START HAIRDRESS		1	2.2%
PERMANENT		1	2.2%
PERMANENT JOB		1	2.2%
PRICES OF GOODS ARE INCREASING MAKING SALES		1	2.2%
RAW MATERIALS ARE EXPENSIVE NOW		1	2.2%
REARING OF ANIMAL'S		1	2.2%
SAVINGS TOWARDS IT		1	2.2%
SELF EMPLOYED WORK		1	2.2%
SPIRITUAL		1	2.2%
START A BUSINESS		1	2.2%
TIREDNESS		1	2.2%
TO ADD UP TO INCOME		1	2.2%
TO BE WELL ESTABLISHED IN BUSINESS		1	2.2%
TO EARN ADDITIONAL INCOME		1	2.2%
TO GAIN ANOTHER INCOMESUPPORT THE HOUSEHOLD		1	2.2%
TO GENERATE ENOUGH INCOME		1	2.2%

s4cq8o: Other Specify

Value	Label	Cases	Percentage
TO GET ADDITIONAL MONEY		1	2.2%
TO GET EXTRA SOURCE OF INCOME		1	2.2%
TO GO INTO FARMING		1	2.2%
TO LEARN A TRADE		1	2.2%
TO SECURE MULTIPLE STREAMS OF INCOME		1	2.2%
WAITING FOR POSTING AS A TEACHER		1	2.2%
WANT A LESS STRESSFUL WORK		1	2.2%
WANTS TO LEARN APPRENTICE WORK		1	2.2%
WANTS TO MAKE ADDITIONAL EARNINGS		1	2.2%
WANTS TO MAKE EXCESS MONEY IN BUSINESS		1	2.2%
WANTS TO MAKE MORE MONEY WITH HER BUSINESSES		1	2.2%

Warning: these figures indicate the number of cases found in the data file. They cannot be interpreted as summary statistics of the population of interest.

s4cq9: What steps did (NAME) take to change your work situation or increase earnings?

Information	[Type= discrete] [Format=numeric] [Range= 1-10] [Missing=*]
Statistics [NW/ W]	[Valid=2064 /-] [Invalid=157623 /-]

Value	Label	Cases	Percentage
1	Applied to prospective employer	195	9.4%
2	Checked at farm/factories/work sites	93	4.5%
3	Asked friends and relatives	1281	62.1%
4	Took action to start business	206	10.0%
5	Took action to start agricultural activity	21	1.0%
6	Searched newspaper adverts	4	0.2%
7	Searched internet	30	1.5%
8	Searched employment services	27	1.3%
9	Other (specify)	22	1.1%
10	None	185	9.0%

# s4cq9: What steps did (NAME) take to change your work situation or increase earnings?			
Value	Label	Cases	Percentage
System		157623	
<i>Warning: these figures indicate the number of cases found in the data file. They cannot be interpreted as summary statistics of the population of interest.</i>			
# s4cq9a: Other Specify			
Information	[Type= discrete] [Format=character] [Missing=*]		
Statistics [NW/ W]	[Valid=21 /-] [Invalid=0 /-]		
Value	Label	Cases	Percentage
APPLIED FOR A LOAN		1	4.8%
ASKED ABOUT THE NEW BUSINESS I WANT TO GO INTO		1	4.8%
BUILDING A SHOP TO SALE THE ITEMS		1	4.8%
EXPANSION OF CURRENT SHOP		1	4.8%
GATHERING MONEY		1	4.8%
LACK OF CAPITAL		1	4.8%
LEARNING TO IMPROVE SKILLS		1	4.8%
NO STEP HAS BEEN TAKEN		1	4.8%
PRAYER		1	4.8%
SAVING TO START BUSINESS		1	4.8%
SEARCHED IN THE AREA		1	4.8%
SORTING FOR FUNDS		1	4.8%
SOUGHT FOR CREDIT (FUNDS)		1	4.8%
TO LEARN A TREAD		1	4.8%
TRAVELLED TO LOOK FOR WORK		1	4.8%
TRIED TO RAISE FUNDS		1	4.8%
TRYING OTHER BUSINESS IDEAS		1	4.8%
WAITING FOR POSTING		2	9.5%

s4cq9a: Other Specify

Value	Label	Cases	Percentage
WAITING TO RUN OUT OF STOCKS WITH THE OLD BUSINESS SO HE CAN VENTURE INTO THE NEW ONE		1	4.8%
YET TO SERCH FOR ONE		1	4.8%

Warning: these figures indicate the number of cases found in the data file. They cannot be interpreted as summary statistics of the population of interest.

s4cq10: Is (NAME) ready and have the requirements to change his/her work situation durin

Information	[Type= discrete] [Format=numeric] [Range= 1-3] [Missing=*]
Statistics [NW/ W]	[Valid=2064 /-] [Invalid=157623 /-]

Value	Label	Cases	Percentage
1	Yes, next 7 days	1043	50.5%
2	Yes, but within next 30 days	479	23.2%
3	No	542	26.3%
Sysmiss		157623	

Warning: these figures indicate the number of cases found in the data file. They cannot be interpreted as summary statistics of the population of interest.

s4dq1: Worked for pay, profit, commission or family gain during past 12 months

Information	[Type= discrete] [Format=numeric] [Range= 1-2] [Missing=*]
Statistics [NW/ W]	[Valid=98071 /-] [Invalid=61616 /-]

Value	Label	Cases	Percentage
1	Yes	68460	69.8%
2	No	29611	30.2%
Sysmiss		61616	

Warning: these figures indicate the number of cases found in the data file. They cannot be interpreted as summary statistics of the population of interest.

s4dq2: During the months that (NAME) worked, was it the same as (NAME?s) main or second

Information	[Type= discrete] [Format=numeric] [Range= 1-5] [Missing=*]
Statistics [NW/ W]	[Valid=68460 /-] [Invalid=91227 /-]

Value	Label	Cases	Percentage
1	Same as current main job	61911	90.4%
2	Same as current secondary job	844	1.2%
3	Different job	2137	3.1%
4	Did not work past 7 days	3171	4.6%
5	Other (specify)	397	0.6%
Sysmiss		91227	

Warning: these figures indicate the number of cases found in the data file. They cannot be interpreted as summary statistics of the population of interest.

s4dq2o: Other Specify

Information	[Type= discrete] [Format=character] [Missing=*]
Statistics [NW/ W]	[Valid=127 /-] [Invalid=0 /-]

s4dq2o: Other Specify

Value	Label	Cases	Percentage
.		1	0.8%
AN APPRENTICE		2	1.6%
APPRENTICE		1	0.8%
APPRENTICESH		10	7.9%
ASSIST IN PREPARATION OF COOKED MEAL		1	0.8%
BEEN UNEMPLOYED FOR 2 YEARS		1	0.8%
CATERING		1	0.8%
CONTRACT JOBS		1	0.8%
DEAD		3	2.4%
DECEASED		1	0.8%
DID HOME DUTIES		1	0.8%
DID NOT HAVE A JOB		1	0.8%
DID NOT WORK		1	0.8%
DID NOT WORK IN THE LAST 12 MONTHS		1	0.8%
DID NOT WORK PAST 12 MONTH		1	0.8%
DID NOT WORKED		1	0.8%
DID WORK FOR THE PAST SEVEN DAYS		1	0.8%
DIDN'T WORK		2	1.6%
DOMESTIC AND COMMERCIAL WIRING		1	0.8%
DON'T KNOW		3	2.4%
DON'T KNOW, NOT A HOUSE HOLD MEMBER		1	0.8%
FARMING		2	1.6%
FREELANCER		1	0.8%
FRUIT SELLER		1	0.8%
HARVESTING OF FISH		1	0.8%
HE DOES NOT WORK		1	0.8%

s4dq2o: Other Specify

Value	Label	Cases	Percentage
HE HAS PASSED AWAY		1	0.8%
HE IS IN SCHOOL NOW		1	0.8%
HE IS NOT WORKING		1	0.8%
HE IS ON STUDY LEAVE		1	0.8%
HE PASSED AWAY		1	0.8%
HE'S DECEASED		1	0.8%
IN FULL-TIME APPRENTICESH		1	0.8%
IN SCHOOL		1	0.8%
INTO APPRENTICESH		3	2.4%
IS NOT PART OF THE HOUSEHOLD		1	0.8%
IS NOT WORKING		1	0.8%
MEMBER HAS RELOCATED TO DIFFERENT LOCALITY		1	0.8%
MIXED CROP FARMER		1	0.8%
NO LONGER A HOUSEHOLD MEMBER		1	0.8%
NO LONGER A MEMBER OF THE HOUSEHOLD		2	1.6%
NO LONGER PART OF THE HOUSEHOLD		7	5.5%
NO LONGER PART OF THE HOUSEHOLD.		1	0.8%
NO MORE A HOUSEHOLD MEMBER		4	3.1%
NO SECONDARY WORK		1	0.8%
NO WORK THEN		1	0.8%
NON HOUSEHOLD MEMBER		2	1.6%
NONE		2	1.6%

s4dq2o: Other Specify

Value	Label	Cases	Percentage
NOT A FAMILY MEMBER		1	0.8%
NOT A HOUSEHOLD MEMBER		6	4.7%
NOT A HOUSEHOLD MEMBER (NO WORK)		1	0.8%
NOT A MEMBER DON'T KNOW		1	0.8%
NOT A MEMBER OF THE HOUSEHOLD		1	0.8%
NOT A MEMBER OF TYE HOUSEHOLD		1	0.8%
NOT HOUSE HOLD MEMBER		1	0.8%
NOT PART OF HOUSEHOLD		1	0.8%
NOT PART OF HOUSEHOLD NOW		1	0.8%
NOT PART OF THE HOUSE ANYMORE		1	0.8%
NOT PART OF THE HOUSEHOLD		1	0.8%
NOT WORKING		2	1.6%
ON ATTACHMENT		1	0.8%
ON PREGNANCY AND MATERNITY LEAVE PAST 12 MONTHS		1	0.8%
OUT OF THE COUNTRY		1	0.8%
PASSED AWAY EARLY THIS YEAR		1	0.8%
PREGNANT AND CAN NOT WORK TILL SHE DELIVERS		1	0.8%
RESPONDENT IS DECEASED		1	0.8%

s4dq2o: Other Specify

Value	Label	Cases	Percentage
RETAIL SALE OF SAUCEPANS		1	0.8%
SAME AS BOT		1	0.8%
SCHOOLING		1	0.8%
SELLING OF SOBOLO		1	0.8%
SEPARATED		1	0.8%
SHE IS DECEASED		1	0.8%
SHE STARTED WORKING 7 MONTHS AGO . SHE WAS HOME FOR 4 MONTHS BEFORE SHE STARTED WORKING		1	0.8%
STARTED FULL TIME SCHOOL		1	0.8%
STOP WORKING		1	0.8%
STUDENT		3	2.4%
THREE JOBS		1	0.8%
TOO OLD TO WORK		1	0.8%
UNAVAILABLE		6	4.7%
UNDER APPRENTICESH		1	0.8%
VOLUNTARY SERVICE		1	0.8%
WAS IN SCHOOL		2	1.6%
WASN'T WORKING IN THE PAST 12 MONTHS		1	0.8%

Warning: these figures indicate the number of cases found in the data file. They cannot be interpreted as summary statistics of the population of interest.

s4dq3a1: Main occupation (code) - Major

Information	[Type= discrete] [Format=numeric] [Range= -99999-9] [Missing=*]
Statistics [NW/ W]	[Valid=4478 /-] [Invalid=155209 /-]

Value	Label	Cases	Percentage
-99999		1	0.0%
0	Armed forces occupations	0	
1	Managers	33	0.7%
2	Professionals	180	4.0%
3	Technicians and associate professionals	41	0.9%
4	Clerical support workers	51	1.1%
5	Service and sales workers	895	20.0%

s4dq3a1: Main occupation (code) - Major

Value	Label	Cases	Percentage
6	Skilled agricultural, forestry and fishery workers	2263	50.5%
7	Craft and related trades workers	527	11.8%
8	Plant and machine operators, and assemblers	142	3.2%
9	Elementary occupations	345	7.7%
Sysmiss		155209	

Warning: these figures indicate the number of cases found in the data file. They cannot be interpreted as summary statistics of the population of interest.

s4dq4a1: Industry of main occupation (code) - Major

Information	[Type= discrete] [Format=numeric] [Range= 1-21] [Missing=*]
Statistics [NW/ W]	[Valid=4476 /-] [Invalid=155211 /-]

Value	Label	Cases	Percentage
1	Agriculture, forestry and fishing	2400	53.6%
2	Mining and quarrying	34	0.8%
3	Manufacturing	421	9.4%
4	Electricity, gas, steam and air conditioning supply	5	0.1%
5	Water supply; sewerage, waste management and remediation act	9	0.2%
6	Construction	177	4.0%
7	Wholesale and retail trade; repair of motor vehicles and mot	654	14.6%
8	Transportation and storage	116	2.6%
9	Accommodation and food service activities	212	4.7%
10	Information and communication	14	0.3%
11	Financial and insurance activities	25	0.6%
12	Real estate activities	3	0.1%
13	Professional, scientific and technical activities	23	0.5%
14	Administrative and support service activities	29	0.6%
15	Public administration and defence; compulsory social securit	13	0.3%
16	Education	159	3.6%
17	Human health and social work activities	34	0.8%
18	Arts, entertainment and recreation	13	0.3%
19	Other service activities	90	2.0%
20	Activities of households as employers; undifferentiated good	45	1.0%
21	Activities of extraterritorial organizations and bodies	0	
Sysmiss		155211	

Warning: these figures indicate the number of cases found in the data file. They cannot be interpreted as summary statistics of the population of interest.

s4dq5: What is [NAME?'s] status in this job?

Information	[Type= discrete] [Format=numeric] [Range= 1-12] [Missing=*]
Statistics [NW/ W]	[Valid=4476 /-] [Invalid=155211 /-]

Value	Label	Cases	Percentage
1	Paid employee	541	12.1%
2	Casual worker	258	5.8%
3	Paid apprentice	22	0.5%
4	Unpaid apprentice	125	2.8%
5	Non-agric self-employed with employees	80	1.8%
6	Non-agric self-employed without employees	994	22.2%
7	Non-agric contributing family worker	108	2.4%

# s4dq5: What is [NAME?s] status in this job?			
Value	Label	Cases	Percentage
8	Agric-self-employed with employees	53	1.2%
9	Agric self-employed without employees	1154	25.8%
10	Agric contributing family worker	1098	24.5%
11	Domestic workers	24	0.5%
12	Other (Specify)	19	0.4%
Systemmiss		155211	
<i>Warning: these figures indicate the number of cases found in the data file. They cannot be interpreted as summary statistics of the population of interest.</i>			
# s4dq5a: Other Specify			
Information	[Type= discrete] [Format=character] [Missing=*]		
Statistics [NW/ W]	[Valid=20 /-] [Invalid=0 /-]		
Value	Label	Cases	Percentage
ACTIVITY DONE FOR EDUCATIONAL SPONSOR		1	5.0%
FREE		1	5.0%
LABOURER		1	5.0%
NOT APPLICABLE		1	5.0%
NATIONAL SERVICE		2	10.0%
NATIONAL SERVICES		2	10.0%
NATIONAL SERVICES PERSONNEL		1	5.0%
NOT A MEMBER		1	5.0%
NOT APPLICABLE		4	20.0%
NOT AVAILABLE		1	5.0%
NOT WORKING		1	5.0%
ON CONTRACT BASIS		1	5.0%
SHE IS DEAD		1	5.0%
VOLUNTARY WORK		2	10.0%
<i>Warning: these figures indicate the number of cases found in the data file. They cannot be interpreted as summary statistics of the population of interest.</i>			
# s4dq6: In what sector is [NAME] mainly working?			
Information	[Type= discrete] [Format=numeric] [Range= 1-9] [Missing=*]		
Statistics [NW/ W]	[Valid=4476 /-] [Invalid=155211 /-]		
Value	Label	Cases	Percentage
1	Public (Government)	184	4.1%
2	Semi-public/Parastatals	2	0.0%
3	Private Formal	209	4.7%

s4dq6: In what sector is [NAME] mainly working?

Value	Label	Cases	Percentage
4	Private Informal	4071	91.0%
5	Local NGO/CSO	5	0.1%
6	International NGO/CSO	2	0.0%
7	Religious Organization (Local)	3	0.1%
8	Religious Organizational (International)	0	
9	International Organization	0	
Sysmiss		155211	

Warning: these figures indicate the number of cases found in the data file. They cannot be interpreted as summary statistics of the population of interest.

s4dq7: Did (NAME) receive any payment for this work in the form of cash, goods or servi

Information	[Type= discrete] [Format=numeric] [Range= 1-5] [Missing=*]
Statistics [NW/ W]	[Valid=4476 /-] [Invalid=155211 /-]

Value	Label	Cases	Percentage
1	Yes, cash	1315	29.4%
2	Yes, in kind	125	2.8%
3	Yes, cash and in kind	251	5.6%
4	Yes, profit	874	19.5%
5	No	1911	42.7%
Sysmiss		155211	

Warning: these figures indicate the number of cases found in the data file. They cannot be interpreted as summary statistics of the population of interest.

s4eq1: Was (NAME) available for work during the past 7 days, if there had been an oppor

Information	[Type= discrete] [Format=numeric] [Range= 1-2] [Missing=*]
Statistics [NW/ W]	[Valid=28844 /-] [Invalid=130843 /-]

Value	Label	Cases	Percentage
1	Yes	8068	28.0%
2	No	20776	72.0%
Sysmiss		130843	

Warning: these figures indicate the number of cases found in the data file. They cannot be interpreted as summary statistics of the population of interest.

s4eq2: Has (NAME) made any effort during the past 7 days to find work or start own busi

Information	[Type= discrete] [Format=numeric] [Range= 1-2] [Missing=*]
Statistics [NW/ W]	[Valid=8068 /-] [Invalid=151619 /-]

Value	Label	Cases	Percentage
1	Yes	1428	17.7%
2	No	6640	82.3%
Sysmiss		151619	

Warning: these figures indicate the number of cases found in the data file. They cannot be interpreted as summary statistics of the population of interest.

s4eq3: Why has (NAME) not made any effort to find work or start a business?

Information	[Type= discrete] [Format=numeric] [Range= 1-21] [Missing=*]
Statistics [NW/ W]	[Valid=6528 /-] [Invalid=153159 /-]

Value	Label	Cases	Percentage
1	No jobs available	2340	35.8%
2	Unable to find work requiring NAME's skills	441	6.8%
3	Lost hope of finding any kind of .work	102	1.6%

s4eq3: Why has (NAME) not made any effort to find work or start a business?

Value	Label	Cases	Percentage
4	Lacks necessary schooling, training, skills or experience	1198	18.4%
5	Employers think too old/too young to work	215	3.3%
6	Awaiting the seasons for work	266	4.1%
7	Waiting to be recalled to former job	61	0.9%
8	Pregnancy	137	2.1%
9	Sickness/injury	199	3.0%
10	Disabled or unable to work (handicapped	51	0.8%
11	Housewife/family responsibilities)	423	6.5%
12	Child care problems	109	1.7%
13	Education or training	280	4.3%
14	Undergoing training to help find work	65	1.0%
15	Transportation problems	28	0.4%
16	Retirement	70	1.1%
17	Believe that no work is available	142	2.2%
18	Legal restriction (convict and others restricted by law)	0	
19	Await result for recruitment to the public service	42	0.6%
20	Do not want to work	110	1.7%
21	Other (specify)	249	3.8%
Sysmiss		153159	

Warning: these figures indicate the number of cases found in the data file. They cannot be interpreted as summary statistics of the population of interest.

s4eq3o: Other Specify

Information	[Type= discrete] [Format=character] [Missing=*]
Statistics [NW/ W]	[Valid=112 /-] [Invalid=0 /-]

Value	Label	Cases	Percentage
AWAITING FOR BECE RESULT		1	0.9%
AWAITING PLACEMENT		1	0.9%
AWAITING POSTING		1	0.9%
AWAITING TO GO TO SCHOOL		1	0.9%
BEING TRAINED AT HOME		1	0.9%
BUSINESS ISNT WORKING WELL		1	0.9%
CHILD BIRTH ISSUES		1	0.9%
COLLAPSED BUSINESS		1	0.9%
COMPLETED NURSING TRAINING COLLEGE		1	0.9%

s4eq3o: Other Specify

Value	Label	Cases	Percentage
AND WAITING TO BE POSTED			
COMPLETED SHS NOT LONG AGO SO WAITING TO CONTINUE UNIVERSITY NEXT MONTH		1	0.9%
DECIDING ON APPROPRIATE SKILL		1	0.9%
DOING NATIONAL SERVICE		1	0.9%
FINANCIAL ASSISTANCE UNAVAILABLE		1	0.9%
FINANCIAL CONSTRAINTS		3	2.7%
FINANCIAL INSTABILITY IN STARTING OWN BUSINESS		1	0.9%
FINANCIAL PROBLEM		1	0.9%
FINANCIAL PROBLEMS		2	1.8%
FINANCIAL REASONS		1	0.9%
FINANCIALLY UNSTABLE		1	0.9%
GATHERING FUNDS		1	0.9%
GATHERING MONEY TO START A BUSINESS		1	0.9%
HAVE NO PLANS TO WORK AT THE MOMENT		1	0.9%
HUSBAND DIDN'T ALLOW ME TO WORK		1	0.9%
HUSBAND RESTRICTIONS		1	0.9%
INADEQUATE CAPITAL		1	0.9%
INDECISIVE ABOUT WHAT TO DO		1	0.9%
LACK OF CAPITAL		7	6.2%

s4eq3o: Other Specify

Value	Label	Cases	Percentage
LACK OF CAPITAL TO START A BUSINESS		1	0.9%
LACK OF CAPITAL TO START BUSINESS		2	1.8%
LACK OF FINANCIAL ASSISTANCE		1	0.9%
LACK OF FINANCIAL SUPPORT		1	0.9%
LACK OF FUNDS		2	1.8%
LACK OF MONEY		1	0.9%
LACK OF MONEY TO START APPRENTICESH		1	0.9%
LACK OF STARTUP CAPITAL		1	0.9%
LACTATING MOTHER		1	0.9%
LATER		1	0.9%
LOOKING FOR CAPITAL		1	0.9%
LOOKING FOR CAPITAL TO START HER OWN BUSINESS		1	0.9%
LOW WAGE/ SALARY		1	0.9%
MONEY TO START A BUSINESS		1	0.9%
MONEY TO START BUSINESS		1	0.9%
NEED CAPITAL TO START WORK		1	0.9%
NO FUNDS TO START BUSINESS		1	0.9%
NO MONEY		2	1.8%
NO MONEY TO DO BUSINESS		1	0.9%
NO MONEY TO START A TRADE		1	0.9%

s4eq3o: Other Specify

Value	Label	Cases	Percentage
NO MONEY TO START BUSINESS		1	0.9%
NOW ABOUT TO MAKE EFFORT		1	0.9%
NURSING MOTHER		2	1.8%
ON BREAK		1	0.9%
PLANNING TO FURTHER HIS EDUCATION		1	0.9%
PREPARATION TOWARDS WORK		1	0.9%
PREPARING FINANCIALLY		1	0.9%
PREPARING TO LEARN A SKILL OR TRADE		1	0.9%
PREPARING TO START OWN BUSINESS		1	0.9%
RESTING		2	1.8%
SAVING TO ESTABLISH OWN BUSINESS		1	0.9%
SEARCHING CAPITAL TO START BUSINESS		1	0.9%
SEARCHING FOR A VENUE TO PUT UP A SHOP		1	0.9%
SHE IS BREASTFEEDING HER BABY		1	0.9%
SHE NEEDS FINANCIAL SUPPORT TO OPERATE A HAIR SALON		1	0.9%
SHE TRAVELLED TO ACCRA		1	0.9%
SPOUSE REFUSE		1	0.9%
SUPPLIES UNAVAILABLE		1	0.9%
TAKING CARE OF A SICK MOTHER		1	0.9%

s4eq3o: Other Specify

Value	Label	Cases	Percentage
THERES NO CAPITAL		1	0.9%
THEY HAVE STARTED THE MUSLIM FASTING AND PEOPLE WHO GO OUT EASILY BECOME TIRED		1	0.9%
TO START LEARNING TRADE		1	0.9%
TRYING TO RAISE CAPITAL		1	0.9%
UNAVAILABIL OF LAND		1	0.9%
WAITED TO RECEIVE CAPITAL FROM SPOUSE		1	0.9%
WAITING FOR FUNDS		1	0.9%
WAITING FOR FUNDS TO START APPRENTICESH		1	0.9%
WAITING FOR HER BABY TO MATURE A LITTLE		1	0.9%
WAITING FOR NSS POSTING		1	0.9%
WAITING FOR NURSING POSTINGS		1	0.9%
WAITING FOR POSTINGS		1	0.9%
WAITING FOR TEACHERS POSTINGS		1	0.9%
WAITING ON SOMETHING FOR NOW		1	0.9%
WAITING TO BACK TO SCHOOL		1	0.9%
WAITING TO BE CALLED		1	0.9%
WAITING TO BE CALLED TO NURSING TRAINING		1	0.9%
WAITING TO BE POSTED TO WORK		1	0.9%

s4eq3o: Other Specify

Value	Label	Cases	Percentage
WAITING TO GET FEEDBACK FROM PROSPECTIVE EMPLOYERS APPLIED TO		1	0.9%
WAITING TO GO BACK TO SCHOOL		2	1.8%
WAITING TO LEARN A TRADE		1	0.9%
WAITING TO RAISE MONEY TO START HE4 OWN BUSINESS		1	0.9%
WAITING TO START LEARNING A TRADE SOON		1	0.9%
WANT TO START HER OWN BUSINESS		1	0.9%
WANT TO TRAVEL TO TARKWA FOR WORK PURPOSES		1	0.9%
WANTED TO LEARN A JOB		1	0.9%
WANTS TO BE A FOOTBALLER		1	0.9%
WANTS TO START HER OWN BUSINESS		1	0.9%
WAS DISCOURAGED		1	0.9%
WAS TAKING CARE OF GRANDMA		1	0.9%
YET TO START WORK		1	0.9%

Warning: these figures indicate the number of cases found in the data file. They cannot be interpreted as summary statistics of the population of interest.

s4eq4: What did (NAME) do in this period to find work or start a business?

Information	[Type= discrete] [Format=numeric] [Range= 1-17] [Missing=*]		
Statistics [NW/ W]	[Valid=1372 /-] [Invalid=158315 /-]		
Value	Label	Cases	Percentage
1	Applied to prospective employer	577	42.1%
2	Checked at farm/factories/work sites	23	1.7%
3	Asked friends and relatives	543	39.6%

s4eq4: What did (NAME) do in this period to find work or start a business?

Value	Label	Cases	Percentage
4	Took action to start business	94	6.9%
5	Took action to start agricultural activity	7	0.5%
6	Upgrading skills	13	0.9%
7	Searched internet	16	1.2%
8	Searched newspaper adverts	1	0.1%
9	Searched employment services	27	2.0%
10	Looked for land, building, equipment	3	0.2%
11	Registered at an employment centre	2	0.1%
12	Took a test or interview	2	0.1%
13	Waited on the street to be recruited for casual work	2	0.1%
14	Sought financial assistance to look for work or start a busi	45	3.3%
15	Applied for a permit or licence to start a business	1	0.1%
16	Placed/answered job advertisement(s)	1	0.1%
17	Other (specify)	15	1.1%
Sysmiss		158315	

Warning: these figures indicate the number of cases found in the data file. They cannot be interpreted as summary statistics of the population of interest.

s4eq4o: Other Specify

Information [Type= discrete] [Format=character] [Missing=*]

Statistics [NW/ W] [Valid=14 /-] [Invalid=0 /-]

Value	Label	Cases	Percentage
ASK FOR FINANCIAL ASSISTANCE TO START A BUSINESS		1	7.1%
CAPITAL TO START		1	7.1%
DID NOT TAKE ANY ACTION		1	7.1%
ESTABLISHMENT OF NON FARM ENTERPRISE ON PROCESS		1	7.1%
LOOK FOR APPRENTICESH		1	7.1%
LOOKING FOR A TRADE TO LEARN		1	7.1%
SEARCHING FOR A STABLE LOCATION TO SALE		1	7.1%
SEARCHING FOR APPRENTICESH JOBS		1	7.1%
TOOK ACTION TO WORK AS AN APPRENTICE		1	7.1%

# s4eq4o: Other Specify			
Value	Label	Cases	Percentage
WAITING TO BE POSTED AS A TEACHER		1	7.1%
WAITING TO BE POSTED TO HER STATION		1	7.1%
WAITING TO GRADUATE AS A HAIR DRESSER		1	7.1%
WANT TO JOIN ARMY		1	7.1%
WENT TO ACCRA TO LEARN A JOB		1	7.1%
<i>Warning: these figures indicate the number of cases found in the data file. They cannot be interpreted as summary statistics of the population of interest.</i>			
# s4eq5: Would (NAME) be willing to work part time? (i.e. 20 hours a week)			
Information	[Type= discrete] [Format=numeric] [Range= 1-2] [Missing=*]		
Statistics [NW/ W]	[Valid=1369 /-] [Invalid=158318 /-]		
Value	Label	Cases	Percentage
1	Yes	1298	94.8%
2	No	71	5.2%
Systemiss		158318	
<i>Warning: these figures indicate the number of cases found in the data file. They cannot be interpreted as summary statistics of the population of interest.</i>			
# s4eq6: During this period what type of employment was (NAME) mainly seeking and availab			
Information	[Type= discrete] [Format=numeric] [Range= 1-6] [Missing=*]		
Statistics [NW/ W]	[Valid=1367 /-] [Invalid=158320 /-]		
Value	Label	Cases	Percentage
1	Government or state enterprise	232	17.0%
2	Large private firm	72	5.3%
3	Small/ medium scale enterprise	97	7.1%
4	Self-employment	160	11.7%
5	Any job	806	59.0%
6	Other (specify)	0	
Systemiss		158320	
<i>Warning: these figures indicate the number of cases found in the data file. They cannot be interpreted as summary statistics of the population of interest.</i>			
# s4eq6o: Other Specify			
Information	[Type= discrete] [Format=character] [Missing=*]		
Statistics [NW/ W]	[Valid=1 /-] [Invalid=0 /-]		
Value	Label	Cases	Percentage
1		1	100.0%
<i>Warning: these figures indicate the number of cases found in the data file. They cannot be interpreted as summary statistics of the population of interest.</i>			
# s4eq7: How long has (NAME) been seeking and available for work?			
Information	[Type= discrete] [Format=numeric] [Range= 1-7] [Missing=*]		
Statistics [NW/ W]	[Valid=1367 /-] [Invalid=158320 /-]		

s4eq7: How long has (NAME) been seeking and available for work?

Value	Label	Cases	Percentage
1	Less than 1 month	139	10.2%
2	1 month but less than 3 months	114	8.3%
3	3 months but less than 6 months	197	14.4%
4	6 months but less than 1 year	192	14.0%
5	1 year but less than 2 years	377	27.6%
6	2 years but less than 5 years	267	19.5%
7	5 years or more	81	5.9%
Sysmiss		158320	

Warning: these figures indicate the number of cases found in the data file. They cannot be interpreted as summary statistics of the population of interest.

s4eq8a1: Main occupation (code) - Major

Information	[Type= discrete] [Format=numeric] [Range= 0-9] [Missing=*]
Statistics [NW/ W]	[Valid=533 /-] [Invalid=159154 /-]

Value	Label	Cases	Percentage
0	Armed forces occupations	63	11.8%
1	Managers	4	0.8%
2	Professionals	32	6.0%
3	Technicians and associate professionals	14	2.6%
4	Clerical support workers	15	2.8%
5	Service and sales workers	153	28.7%
6	Skilled agricultural, forestry and fishery workers	29	5.4%
7	Craft and related trades workers	60	11.3%
8	Plant and machine operators, and assemblers	23	4.3%
9	Elementary occupations	140	26.3%
Sysmiss		159154	

Warning: these figures indicate the number of cases found in the data file. They cannot be interpreted as summary statistics of the population of interest.

s4eq9: What is the lowest wage is for which (NAME) is willing to work for someone?

Information	[Type= continuous] [Format=numeric] [Range= 0-3500] [Missing=*]
Statistics [NW/ W]	[Valid=984 /-] [Invalid=158703 /-] [Mean=611.908 /-] [StdDev=511.885 /-]

s4eq9a: Time Unit of payment

Information	[Type= discrete] [Format=numeric] [Range= 1-8] [Missing=*]
Statistics [NW/ W]	[Valid=1 /-] [Invalid=159686 /-]

Value	Label	Cases	Percentage
1	Hour	0	
2	Day	0	
3	Week	0	
4	2 Weeks	0	
5	Month	1	100.0%
6	Quarter	0	
7	Half year	0	
8	Year	0	
Sysmiss		159686	

Warning: these figures indicate the number of cases found in the data file. They cannot be interpreted as summary statistics of the population of interest.

s4eq10: Why was (NAME) not available for work during the past 7 days?

Information [Type= discrete] [Format=numeric] [Range= 1-17] [Missing=*]

Statistics [NW/ W] [Valid=20622 /-] [Invalid=139065 /-]

Value	Label	Cases	Percentage
1	In full time education /student	10145	49.2%
2	Did home duties (homemaker)	1205	5.8%
3	Too old/Aged	2554	12.4%
4	Sick and unable to work	1215	5.9%
5	Disability condition	247	1.2%
6	Pensioner/Retirement	437	2.1%
7	Pregnancy/Delivery	474	2.3%
8	Too young (<15 years)	138	0.7%
9	No need/desire to work	432	2.1%
10	Discouraged/frustrated	66	0.3%
11	There is no work	987	4.8%
12	Don't have any qualification/skill	876	4.2%
13	Off-season	82	0.4%
14	Temporary lay-off	444	2.2%
15	Temporary crisis	48	0.2%
16	Wage/Salary not attractive	31	0.2%
17	Other (specify)	1241	6.0%
Sysmiss		139065	

Warning: these figures indicate the number of cases found in the data file. They cannot be interpreted as summary statistics of the population of interest.

s4eq10: Other Specify

Information [Type= discrete] [Format=character] [Missing=*]

Statistics [NW/ W] [Valid=1261 /-] [Invalid=0 /-]

Value	Label	Cases	Percentage
0		4	0.3%
9999		5	0.4%
ABOUT TO CONTINUE EDUCATION		1	0.1%
ABOUT TO DO HIS NATIONAL SERVICE		1	0.1%
ABOUT TO LEARN A TRADE		1	0.1%
AFTER APPRENTICESH		1	0.1%
AFTER COMPLETING HIS NATIONAL SERVICE		2	0.2%
ALREADY WORKING		3	0.2%
APPREHENDED BY THE POLICE		1	0.1%

s4eq10o: Other Specify

Value	Label	Cases	Percentage
APPRENTICE		1	0.1%
APPRENTICESH		4	0.3%
APPRENTICESH		1	0.1%
AWAITING FOR SHS RESULTS		1	0.1%
Awaiting results/certificates		814	64.6%
BREASTFEEDIN BABY		1	0.1%
BUSINESS COLLAPSED		1	0.1%
CANT TELL		1	0.1%
CAPITAL ISSUES		1	0.1%
CARING FOR BEDRIDDEN MUM		1	0.1%
CHILD CARE		1	0.1%
COMPLETED SHS		1	0.1%
DAMATU IDDRISU WASN'T AVAILABLE FROM THE HOUSEHOLD LIST/ ROASTER		1	0.1%
DEAD		12	1.0%
DEATH		3	0.2%
DECEASED		9	0.7%
DIED		1	0.1%
DIVORCED AND GONE WITH THE CHILDREN		1	0.1%
DOCTORS ADVICE		1	0.1%
DOING HER NATIONAL SERVICE		1	0.1%
DOING HIS NATIONAL SERVICE		1	0.1%
DOING NATIONAL SERVICE		2	0.2%
DOING REMEDIAL CLASS		1	0.1%
DON'T KNOW		1	0.1%
DON'T KNOW NOT A		1	0.1%

s4eq10o: Other Specify

Value	Label	Cases	Percentage
HOUSEHOLD MEMBER			
DON'T NO		1	0.1%
DONT KNOW WHAT SHE DOES		1	0.1%
FAMILY FUNERAL		1	0.1%
FAR DISTANCE TO WORKPLACE		1	0.1%
FATHER TAKES CARE OF ME		1	0.1%
FINANCIAL PROBLEMS		1	0.1%
FINANCIAL CRISIS		1	0.1%
FINANCIAL ISSUES		1	0.1%
FINANCIAL PROBLEM		1	0.1%
FINANCIAL PROBLEMS		2	0.2%
FINDING WORK		1	0.1%
FORMER EMPLOYER TRAVELLED		1	0.1%
GOING BACK TO SCHOOL VERY SOON		1	0.1%
GOING FOR REMIDIAL CLASSES		1	0.1%
GONE FOR VACATION		1	0.1%
GONE TO HER FAMILY		1	0.1%
GONEFOR HOLIDAYS		1	0.1%
HAD A FUNERAL		1	0.1%
HALIMA IDDRISU WASN'T AVAILABLE FROM THE HOUSEHOLD LIST/ ROASTER		1	0.1%
HAS PASSED AWAY		1	0.1%
HAVE TRAVELLED		1	0.1%

s4eq10o: Other Specify

Value	Label	Cases	Percentage
HAVE WORK TO RETURN TOO		1	0.1%
HE HAS STOPPED SCHOOLING		1	0.1%
HE IS DEAD		2	0.2%
HE IS DEAD AND BURIED		1	0.1%
HE IS IN THE MILITARY TRAINING SCHOOL		1	0.1%
HE IS INTO FULL TIME CHURCH MINISTRY (PASTOR)		1	0.1%
HE IS NO MOEE ALIVE		1	0.1%
HE IS NO MORE		1	0.1%
HE IS NOT AVAILABLE		1	0.1%
HE IS UNDER APPRENTICESH		1	0.1%
HE PASSED AWAY		1	0.1%
HE'S EPILEPTIC, HENCE UNABLE TO WORK		1	0.1%
HEALTH ISSUE (HAS STROKE, NOT ABLE TO WALK)		1	0.1%
HER CHILDREN ASKED HER TO STOP WORK AND REST FOR GOOD HEALTH		1	0.1%
HH DONT KNOW		1	0.1%
HOUSE WIFE		1	0.1%
IMPRISONED		1	0.1%
IN APPRENTICESH		1	0.1%
IN DISTANCE LEARNING EDUCATION		1	0.1%
IN FULL TIME APPRENTICESH		1	0.1%

s4eq10o: Other Specify

Value	Label	Cases	Percentage
IN FULL-TIME APPRENTICESH		1	0.1%
IN FULL-TIME EDUCATION		1	0.1%
IN THE PROCESS OF LOOKING FOR A JOB		1	0.1%
INADEQUATE CAPITAL TO STSRT BUSINESS		1	0.1%
INPRISONED AT NSAWAM		1	0.1%
INTO FULL TIME MINISTRY		1	0.1%
INTO FULL-TIME MINISTRY		1	0.1%
IS NOT PART OF THE HOUSEHOLD		1	0.1%
JUST COM0LETED SCHOOL		1	0.1%
JUST COMPLETED JHS		1	0.1%
JUST COMPLETED SCHOOL		2	0.2%
JUST COMPLETED TERTIARY EDUCATION LAST MONTHAND WAITING TO APPLY FOR HIS NATIONAL SERVICE		1	0.1%
JUST COMPLETED WELDING APPRENTICESH		1	0.1%
LACK OF CAPITAL		1	0.1%
LACK OF MONEY		3	0.2%
LACK OF MONEY TO GO BACK TO SCHOOL		1	0.1%
LACK OF STARTUP CAPITAL		1	0.1%

s4eq10o: Other Specify

Value	Label	Cases	Percentage
LEARNING A TRADE		1	0.1%
LEARNING A TRADE		11	0.9%
LEARNING ARABIC STUDIES		1	0.1%
LIVES ELSE WHERE		1	0.1%
LIVES IN KUMASI		1	0.1%
LOOKING FOR JOB		1	0.1%
LOOKING FOR WORK		1	0.1%
LOST HIS DAUGHTER		1	0.1%
LOST JOB FOR THE PAST TWO YEARS		1	0.1%
MABEL IS NOT PART OF THE HOUSEHOLD ANYMORE		1	0.1%
MEMBER IS DEAD		1	0.1%
MEMBER NOT AVAILABLE		1	0.1%
MENTALLY UNSTABLE		1	0.1%
MO MORE PART OF YOUSEHOLD		1	0.1%
MORNING HUSBAND		1	0.1%
MOURNING HUSBAND		1	0.1%
MOVED		1	0.1%
MOVED OUT		1	0.1%
MUST COMPLETED SCHOOL		1	0.1%
N		2	0.2%
N/A		5	0.4%
NA		8	0.6%
NATIONAL SERVICE		7	0.6%
NATIONAL SERVICE PERSONNEL		1	0.1%
NO		1	0.1%
NO A HH MEMBER		1	0.1%

s4eq10o: Other Specify

Value	Label	Cases	Percentage
NO CAPITAL		2	0.2%
NO JOB		1	0.1%
NO LONGER A HOUSEHOLD MEMEBER		1	0.1%
NO LONGER PART OF THE HOUSEHOLD		1	0.1%
NO MONEY		1	0.1%
NO MONEY FOR TRANSPORTAT		1	0.1%
NO MONEY TO START BUSINESS		1	0.1%
NO MORE A HOUSEHOLD MEMBER		5	0.4%
NO MORE A HOUSEHOLD MEMEBER		1	0.1%
NO MORE A MEMBER OF THE HOUSEHOLD		2	0.2%
NO MORE PART OF THE HOUSEHOLD		1	0.1%
NO MORE WITH HOUSEHOLD		1	0.1%
NON EXISTANT		1	0.1%
NON HOUSEHOLD MEMBER		10	0.8%
NON MEMBER		1	0.1%
NON-HH MEMBER		3	0.2%
NONE		1	0.1%
NOT A HOUSEHOLD MEMBER		15	1.2%
NOT A HOUSEHOLD MEMBER ANYMORE		1	0.1%
NOT A HOUSEHOLD MEMEBER		1	0.1%
NOT A HOUSEHOLD MEMEBER ANYMORE		1	0.1%
NOT A MEMBER		3	0.2%

s4eq10o: Other Specify

Value	Label	Cases	Percentage
NOT A MEMBER ANYMORE		4	0.3%
NOT A MEMBER OF THE HOUSEHOLD		2	0.2%
NOT APPLICABLE		8	0.6%
NOT APPLICABLE (DEAD)		1	0.1%
NOT AROUND		7	0.6%
NOT AVAILABLE		12	1.0%
NOT FEELING WELL		1	0.1%
NOT FIT FOR WORK DUE TO A PROBLEM IN THE NECK		1	0.1%
NOT HOUSEHOLD MEMBER		1	0.1%
NOT INTERESTED IN WORKING		3	0.2%
NOT PART OF HOUSE HOLD		1	0.1%
NOT PART OF HOUSEHOLD		8	0.6%
NOT PART OF THE HOUSEHOLD		8	0.6%
NOT PART OF THE HOUSEHOLD NOW		1	0.1%
NOT PART OF THE HOUSEHOLD AGAIN		1	0.1%
NOT PART OF THE HOUSEHOLD NOW		2	0.2%
NOT WELL		1	0.1%
NOT WELL SOUND		1	0.1%
NOT WILLING		1	0.1%
NOW A DECEASED		2	0.2%
NURSING MOTHER		1	0.1%

s4eq10o: Other Specify

Value	Label	Cases	Percentage
NURSING MOTHER AND TAKING CARE OF HER FATHER		1	0.1%
O		2	0.2%
ON BREAK		1	0.1%
ON VACATION		1	0.1%
ON VISIT		1	0.1%
OUT OF STOCK		1	0.1%
OUT OF TOWN		1	0.1%
PASSED ON		1	0.1%
PASTORAL SCHOOL		1	0.1%
PATRICIA BRAKO HAS PASSED ON AS AT THE TIME OF INTERVIEW		1	0.1%
PERFORMING NATIONAL SERVICE		1	0.1%
PERSONAL REASONS		1	0.1%
PREGNANT AND CANNOT WORK		1	0.1%
PREPARATION FOR SCHOOL		1	0.1%
PREPARATION TOWARDS SCHOOL		1	0.1%
PREPARING FOR PREGNANCY		1	0.1%
PREPARING FOR SCHOOL		2	0.2%
PREPARING TO ESTABLISH HERSELF		1	0.1%
PREPARING TO GO TO SCHOOL		2	0.2%
PREPARING TO LEARN A TRADE		1	0.1%
PREPARING TO START A BUSINESS		2	0.2%
PREPARING TO START BUSINESS		1	0.1%

s4eq10o: Other Specify

Value	Label	Cases	Percentage
PURSuing ARABIC STUDIES IN ACCRA		1	0.1%
RAHINA IDDRISU WASN'T AVAILABLE FROM THE HOUSEHOLD LIST/ ROASTER		1	0.1%
RECRUIT TRAINING		1	0.1%
REFUSED TO GIVE INFORMATION		1	0.1%
RELOCATE		1	0.1%
RELOCATED		2	0.2%
RESPONDENT DOESN'T WANT TO ANSWER		1	0.1%
RESPONDENT ISNT WILLING TO ANSWER		1	0.1%
RESPONDENT ISNT WILLING TO RESPOND		1	0.1%
REVEREND MINISTER		2	0.2%
SACKED BY HIS MADAM		1	0.1%
SAVING TO START WORK		1	0.1%
SCHOOL IS IN SESSION		1	0.1%
SEARCHING FOR JOB		1	0.1%
SERACHING		1	0.1%
SHE HAS TRAVELLED TO BOARDER TOWN		1	0.1%
SHE HAS TRAVELLED TO HER HOME TOWN		1	0.1%
SHE IS DEAD		1	0.1%
SHE IS A HOUSE WIFE		1	0.1%
SHE IS DEAD		1	0.1%
SHE IS NOT WORKING		1	0.1%
SHE IS TRAVEL		1	0.1%

s4eq10o: Other Specify

Value	Label	Cases	Percentage
SHE TAKING CARE OF HER SICK MUM		1	0.1%
SHE TRAVELLED		2	0.2%
SHE WANTS TO DO HER WORK		1	0.1%
SHE'S DEAD		1	0.1%
STILL IN APPRENTICESH		1	0.1%
STILL SEARCHING		2	0.2%
STUDENT NURSE YET TO BE POSTED		1	0.1%
STUDYING TO WRITE NOVDEC		1	0.1%
TAKEN A BREAK		1	0.1%
TAKING ACARE OF SICK BROTHER		1	0.1%
TAKING CARE HER INVALID MOTHER		1	0.1%
TAKING CARE OF HER SICK MOTHER		1	0.1%
TAKING CARE OF SICK MOTHER		2	0.2%
TAKING CARE OF THE HUSB		1	0.1%
TAKING CARE OF THE SICK		1	0.1%
TAKWS CARE OF HER BLIND MOTHER AT HOME		1	0.1%
THERE IS NO MONEY TO BUY SEWING MACHINE		1	0.1%
TO FURTHER HIS EDUCATION		1	0.1%
TOO YOUNG		1	0.1%
TRAVEL		2	0.2%
TRAVELED		2	0.2%
TRAVELLED		20	1.6%
TRAVELLED OUT OF TOWN		1	0.1%

s4eq10o: Other Specify

Value	Label	Cases	Percentage
TRAVELLED OUTSIDE THE COUNTRY		2	0.2%
TRAVELLED TO ACCRA		1	0.1%
TRYING TO RAISE MONEY TO START OWN BUSINESS		1	0.1%
UNDER TRAINING		3	0.2%
UNDERGOING TRAINING		1	0.1%
UNDERTAKING A PROFESSIONAL COURSE FOR 6 MONTHS		1	0.1%
VACATION		1	0.1%
VEHICLE UNDER REPAIRS		1	0.1%
WAITING FOR BECE RESULTS		1	0.1%
WAITING FOR POSTINGS		2	0.2%
WAITING ON ADMISSION TO TERTIARY		1	0.1%
WAITING TO BE POSTED		1	0.1%
WAITING TO BE POSTED TO HER STATIONED HOSPITAL TO WORK		1	0.1%
WAITING TO FURTHER HER EDUCATION		1	0.1%
WAITING TO FURTHER HIS EDUCATION		6	0.5%
WAITING TO GO AND LEARN TRADE		1	0.1%
WAITING TO LEARN A SKILL		2	0.2%
WAITING TO LEARN A TRADE		2	0.2%
WAITING TO SET UP OWN		1	0.1%

s4eq10: Other Specify

Value	Label	Cases	Percentage
TAILORING SHOP			
WANT TO DO THE WORK OF GOD		1	0.1%
WANT TO START SCHOOLING		1	0.1%
WANTED ANOTHER JOB		1	0.1%
WANTED TO CONTINUE HIS SCHOOL, SO AFTER SCHOOLING.		1	0.1%
WANTS TO START HER OWN BUSINESS		1	0.1%
WANTS TO FURTHER HIS EDUCATION		1	0.1%
WANTS TO START OWN BUSINESS		1	0.1%
WAS IN SCHOOL		1	0.1%
WILL BE AN APPRENTICE SOON		1	0.1%
WILL CONTINUE SCHOOL		1	0.1%
WORK UNDER CONSTRUCTION		1	0.1%
WORKING IN OTHER TOWN		1	0.1%
WRITING REMEDIALS		1	0.1%

Warning: these figures indicate the number of cases found in the data file. They cannot be interpreted as summary statistics of the population of interest.

s4eq11: Under which conditions, if any, would (NAME) become available for work?

Information	[Type= discrete] [Format=numeric] [Range= 1-9] [Missing=*]
Statistics [NW/ W]	[Valid=20337 /-] [Invalid=139350 /-]

Value	Label	Cases	Percentage
1	Not interested in working	1617	8.0%
2	High income potential	215	1.1%
3	Availability of training possibilities	403	2.0%
4	Well-defined earnings secured	140	0.7%
5	Within easy reach of residence	269	1.3%
6	Join spouse	24	0.1%
7	After completing school	10688	52.6%
8	Other (specify)	261	1.3%

s4eq11: Under which conditions, if any, would (NAME) become available for work?

Value	Label	Cases	Percentage
9	None	6720	33.0%
Sysmiss		139350	

Warning: these figures indicate the number of cases found in the data file. They cannot be interpreted as summary statistics of the population of interest.

s4eq11o: Other Specify

Information	[Type= discrete] [Format=character] [Missing=*]
Statistics [NW/ W]	[Valid=290 /-] [Invalid=0 /-]

Value	Label	Cases	Percentage
A BIT OLDER		1	0.3%
ACQUIRING SKILLS		1	0.3%
AFTER		1	0.3%
AFTER THE COMPLETION OF THE MARKET		1	0.3%
AFTER A YEAR		1	0.3%
AFTER APPRENTICESH		3	1.0%
AFTER BABY GROWS		1	0.3%
AFTER BABY GROWS UP		1	0.3%
AFTER BABY IS OLD ENOUGH		1	0.3%
AFTER BEING CURED		1	0.3%
AFTER BIRTH		1	0.3%
AFTER BREASTFEEDIN		2	0.7%
AFTER CHILD BIRTH		1	0.3%
AFTER CHILD HAS GROWN		1	0.3%
AFTER COMPLETING A HIGHER EDUCATION		1	0.3%
AFTER COMPLETING APPRENTICESH		2	0.7%
AFTER COMPLETING HER NATIONAL SERVICE		1	0.3%
AFTER COMPLETING HIS NATIONAL SERVICE		1	0.3%

s4eq11o: Other Specify

Value	Label	Cases	Percentage
AFTER COMPLETING NATIONAL SERVICE		5	1.7%
AFTER COMPLETING PROJECT		1	0.3%
AFTER COMPLETING TRAINING		1	0.3%
AFTER COMPLETION OF SERVICE		1	0.3%
AFTER DELIVERING		1	0.3%
AFTER DELIVERY		11	3.8%
AFTER DELIVERY AND BABY IS OLD ENOUGH		1	0.3%
AFTER DELIVERY OF BABY		1	0.3%
AFTER DELIVERY OF THE BABY		1	0.3%
AFTER EMMANUELLA HAS GROWN UP		1	0.3%
AFTER FOSTER HAS WALKED		1	0.3%
AFTER FUNERAL OF THE DAUGHTER		1	0.3%
AFTER FURTHERING HIS EDUCATION		2	0.7%
AFTER GETTING PREGMANT AND DELIVERING		1	0.3%
AFTER GETTING WELL		1	0.3%
AFTER GIVING BIRTH		4	1.4%
AFTER GOING THROUGH SURGERY		1	0.3%
AFTER HEALING		1	0.3%

s4eq11o: Other Specify

Value	Label	Cases	Percentage
AFTER HEALTH BEING RESTORED		1	0.3%
AFTER HEALTH RECOVERY		1	0.3%
AFTER HER BABY GOT ONE YEAR		1	0.3%
AFTER HER BABY GROWS A BIT		1	0.3%
AFTER HER BABY IS OF AGE		1	0.3%
AFTER IS BACK FROM PRISON		1	0.3%
AFTER LEARNING A TRADE		1	0.3%
AFTER LORDINA HAS GROWN UP		1	0.3%
AFTER MATERNITY LEAVE		1	0.3%
AFTER NATIONAL SERVICE		1	0.3%
AFTER NATIONAL SRVICE		1	0.3%
AFTER NURSING BABY		2	0.7%
AFTER NURSING OF CHILD		1	0.3%
AFTER POLISHING STUDIES		1	0.3%
AFTER POST PARTUM		1	0.3%
AFTER RECOVERING FROM AN AILMENT		1	0.3%
AFTER RECOVERING FROM HER SICKNESS.		1	0.3%
AFTER RECOVERY		2	0.7%
AFTER RECOVERY FROM		1	0.3%

s4eq11o: Other Specify

Value	Label	Cases	Percentage
FYBRIODS OPERATION			
AFTER RECOVERY FROM HER SICKNESS		1	0.3%
AFTER SHE DELIVERS		1	0.3%
AFTER SHE HAS BEEN RECOVERED FROM HER SICKNESS.		1	0.3%
AFTER TAKING CARE HER BABY		1	0.3%
AFTER TAKING CARE OF CHILD FOR SOMETIME		1	0.3%
AFTER THE BABY IS GROW		1	0.3%
AFTER THE CHILD ATTAINS 5 YEARS		1	0.3%
AFTER THE CHILD GROW		1	0.3%
AFTER THE CHILD GROWS		1	0.3%
AFTER THE FASTING		1	0.3%
AFTER TRAINING		2	0.7%
AFTER WEANING HER BABY		1	0.3%
AFTER WEANING THE BABY		1	0.3%
AGED		1	0.3%
ANY JOB THAT I WILL BE ALLOWED TO WORK BECAUSE I CAN NOT SEE		1	0.3%
ATFER ACQUIRING FINANCIAL SUPPORT		1	0.3%
AVAILABILITY OF CAPITAL		1	0.3%
AVAILABILITY OF JOB		1	0.3%

s4eq11o: Other Specify

Value	Label	Cases	Percentage
AVAILABILITY OF JOBS		1	0.3%
AVAILABILITY OF SEWING MACHINES		1	0.3%
AVAILABILITY OF WORK		1	0.3%
BECAUSE OF EYE PROBLEM DOES NOT WANT TO WORK		1	0.3%
BEDRIDDEN (SICK)		1	0.3%
BEING HEALTHY		1	0.3%
BREAST-FEEDING		1	0.3%
CHALLENGEED PERSON CANT WORK		1	0.3%
DEAD		1	0.3%
DISABILITY CONDITION		1	0.3%
DISABLE		1	0.3%
DON'T KNOW		1	0.3%
DURING SOWING SEASON		1	0.3%
DURING VACATIONS		1	0.3%
FAMILY CARE		1	0.3%
FINANCIAL AID		1	0.3%
FINANCIAL ASSISTANCE		2	0.7%
FINANCIAL SUPPORT		1	0.3%
FULL TIME APPRENTICE		1	0.3%
FULLY RECOVERS FROM SICKNESS		1	0.3%
GET CAPITAL		1	0.3%
GET WELL AND ALSO HAVE MONEY TO TRADE		1	0.3%
GIVING ATTENTION TO SICK SISTER		1	0.3%

s4eq11o: Other Specify

Value	Label	Cases	Percentage
GOOD AND STABLE HEALTH		1	0.3%
GOOD HEALTH		4	1.4%
GOOD HEALTH AND STRENGTH		1	0.3%
HAVE A MENTAL ILLNESS		1	0.3%
HEALTH CONDITIONS		1	0.3%
HEALTH ISSUES		2	0.7%
HEALTHY		3	1.0%
HUSBAND YET TO ESTABLISH HER		1	0.3%
IF FULLY RECOVERED FROM SICKNESS		1	0.3%
IF HE BECOMES SANE		1	0.3%
IF HEALTH CONDITION GETS BETTER		1	0.3%
IF HEALTHY		1	0.3%
IF SHE BECOMES MENTALLY STABLE		1	0.3%
IF SHE IS FULLY RECOVERED		1	0.3%
IMPRISONED		1	0.3%
INADEQUATE CAPITAL TO START SCHOOL		1	0.3%
INCAPACITATE		1	0.3%
MONTHS AFTER THE BABY IS OKAY		1	0.3%
NEED FINANCIAL ASSISTANCE		2	0.7%
NEEDS CAPITAL TO START BUSINESS		1	0.3%
NO		1	0.3%

s4eq11o: Other Specify

Value	Label	Cases	Percentage
NO ADEQUATE SKILLS OR TRAINING		1	0.3%
NONE		1	0.3%
NOT FIT TO WORK (SICK)		1	0.3%
NOT PART OF THE HOUSEHOLD		1	0.3%
NOT WELL		1	0.3%
NOT WELL CANT WORK		1	0.3%
NOT WELL UNLESS RECOVERED		1	0.3%
OLD		1	0.3%
OLD AGE		5	1.7%
ON DOCTOR'S RECOMMENDA		1	0.3%
ON RETIREMENT		1	0.3%
OWNING HER OWN ESTABLISHMEN		1	0.3%
PENSIONER		1	0.3%
RAISING CAPITAL TO START HER OWN BUSINESS		1	0.3%
READY TO ACCEPTANY KIND OF JOB FOR NOW		1	0.3%
RECOVERY		1	0.3%
RESPONDENT ISNT WILLING TO		1	0.3%
SHE IS NO MORE ALIVE		1	0.3%
SHE IS ON PENSION		2	0.7%
SHE IS VERY SICK		1	0.3%
SHE WANTS TO LEARN A TRADE		1	0.3%
SICK		3	1.0%
SICK AND UNABLE TO WORK		1	0.3%
SIMPLE JOBS WHICH		1	0.3%

s4eq11o: Other Specify

Value	Label	Cases	Percentage
REQUIRES LESS EFFORTS			
SOME CAPITAL		1	0.3%
SOURCE OF FUNDS		1	0.3%
STILL WORKING ON HER SHOP, WHEN SHE IS DONE		1	0.3%
SUFFERING CARDIOVASCULAR DISEASE		1	0.3%
TAKING CARE OF CHILD		1	0.3%
TAKING CARE OF SICK BROTHER		1	0.3%
TAKING CARE OF SICK SISTER		1	0.3%
THERE'S NO WORK		1	0.3%
TOO OLD		2	0.7%
TOO OLD AND WEAK		2	0.7%
TOO OLD TO WORK		3	1.0%
TOO YOUNG		2	0.7%
TRAVELLED		2	0.7%
TRYING TO RAISE CAPITAL TO START A BUSINESS		1	0.3%
TRYING TO RAISE MONEY TO START A BUSINESS		1	0.3%
UNTIL SHE RECOVER		1	0.3%
WAITING FOR NEXT POSTING FOR SSS		1	0.3%
WAITING FOR POSTINGS		1	0.3%
WAITING TO FURTHER EDUCATION		1	0.3%
WAITING TO FURTHER HER EDUCATION		1	0.3%

s4eq11o: Other Specify

Value	Label	Cases	Percentage
WAITING TO FURTHER HIS EDUCATION		1	0.3%
WAITING TO START NATIONAL SERVICE		1	0.3%
WANT TO START HER OWN BUSINESS		1	0.3%
WANTS TO FURTHER HER EDUCATION		1	0.3%
WH		1	0.3%
WHEN AM EMPLOYED		1	0.3%
WHEN BABY GROWS A BIT		1	0.3%
WHEN BABY IS A BIT OLDER		1	0.3%
WHEN BABY IS OLD ENOUGH		1	0.3%
WHEN BABY STARTS WALKING		1	0.3%
WHEN BUILDING OF THE SHOP IS COMPLETED		1	0.3%
WHEN CAPITAL IS MADE AVAILABLE		1	0.3%
WHEN CHILD GROWS		2	0.7%
WHEN CHILD IS OLD ENOUGH TO BE LEFT AT HOME		1	0.3%
WHEN CHILD IS SOME MONTHS OLD		1	0.3%
WHEN COMPLETELY HEALED FROM SICKNESS		1	0.3%
WHEN CRISIS IS RECTIFIED		1	0.3%
WHEN DISCHARGED FROM HOSPITAL		1	0.3%

s4eq11o: Other Specify

Value	Label	Cases	Percentage
WITH GOOD HEALTH			
WHEN FARMING SEASON COMES		1	0.3%
WHEN FATHER PASSES ON		1	0.3%
WHEN FULLY RECOVERED		4	1.4%
WHEN FULLY RECOVERED FROM SICKNESS		3	1.0%
WHEN HE GETS BETTER HEALTH WISE		1	0.3%
WHEN HE GETS HEALED OF EPILEPSY.		1	0.3%
WHEN HE GETS WELL		1	0.3%
WHEN HE IS FIT		1	0.3%
WHEN HE IS HEALED		1	0.3%
WHEN HE IS NOT SICK		1	0.3%
WHEN HE RECOVERS FROM HIS AILMENT		1	0.3%
WHEN HE RECOVERS FROM HIS ILLNESS		1	0.3%
WHEN HE'S HEALED OF EPILEPSY		1	0.3%
WHEN HEALED		1	0.3%
WHEN HEALTH CONDITION IMPROVES		1	0.3%
WHEN HEALTH CONDITIONS GET BETTER		1	0.3%
WHEN HEALTHY		2	0.7%
WHEN HER BABY GROWS		1	0.3%
WHEN HER BABY IS A YEAR OLD		1	0.3%

s4eq11o: Other Specify

Value	Label	Cases	Percentage
WHEN HER BABY STARTS SCHOOL		1	0.3%
WHEN HER CHILD GROWS		1	0.3%
WHEN HER DAUGHTERS ARE OLDER		1	0.3%
WHEN HER HEALTH IS BETTER		1	0.3%
WHEN I AM FULLY RECOVERED		1	0.3%
WHEN I AM HEALED FROM MADNESS		1	0.3%
WHEN JOB BECOMES AVAILABLE		1	0.3%
WHEN JOB IS ATTRACTIVE		1	0.3%
WHEN KIDS START SCHOOLING		1	0.3%
WHEN KIDS START SCHOOLING SHE WILL START A BUSINESS		1	0.3%
WHEN MAKIYA SUMAILA IS SIX MONTHS		1	0.3%
WHEN MY CHILDREN STRAT SCHOOL		1	0.3%
WHEN MY KIDS ARE GROWN		1	0.3%
WHEN NOT SICK		1	0.3%
WHEN RECOVER		1	0.3%
WHEN RECOVERED		2	0.7%
WHEN RECOVERS FULLY FROM SICKNESS		1	0.3%
WHEN SHE GET WELL		1	0.3%
WHEN SHE GETS A JOB		1	0.3%

s4eq11o: Other Specify

Value	Label	Cases	Percentage
WHEN SHE GETS BETTER		1	0.3%
WHEN SHE GETS HEALED		1	0.3%
WHEN SHE IS FIT AND STRONG		1	0.3%
WHEN SHE RECOVER		1	0.3%
WHEN SHE RECOVERS FROM SICKNESS		1	0.3%
WHEN SHE'S HEALED		3	1.0%
WHEN THE BABY GROWS UP		1	0.3%
WHEN THE BABY IS OLD ENOUGH		1	0.3%
WHEN THE CHILD GROW		1	0.3%
WHEN THE CHILD GROWS		1	0.3%
WHEN THE CHILD STARTS WALKING		1	0.3%
WHEN THE NEWBORN BABY IS AT LEAST ONE YEAR OLD		1	0.3%
WHEN THERE IS WORK		1	0.3%
WHEN TOTALLY HEALED		1	0.3%
WHEN WORK BECOMES AVAILABLE		1	0.3%
WILL START OWN BUSINESS		1	0.3%
WILL WORK IF JOB IS AVAILABLE		1	0.3%

Warning: these figures indicate the number of cases found in the data file. They cannot be interpreted as summary statistics of the population of interest.

s4eq12: Has (NAME) ever refused a job that was offered to him/her?

Information	[Type= discrete] [Format=numeric] [Range= 1-2] [Missing=*]		
Statistics [NW/ W]	[Valid=20336 /-] [Invalid=139351 /-]		
Value	Label	Cases	Percentage
1	Yes	291	1.4%

s4eq12: Has (NAME) ever refused a job that was offered to him/her?

Value	Label	Cases	Percentage
2	No	20045	98.6%
System		139351	

Warning: these figures indicate the number of cases found in the data file. They cannot be interpreted as summary statistics of the population of interest.

s4eq13: Why did (NAME) refuse the job?

Information	[Type= discrete] [Format=numeric] [Range= 0-9] [Missing=*]
Statistics [NW/ W]	[Valid=291 /-] [Invalid=159396 /-]

Value	Label	Cases	Percentage
0	Contract period was too short	0	
1	Saw no possibilities for advancement	48	16.5%
2	Other (specify)	140	48.1%
3	Location was not convenient	20	6.9%
4	Work did not match my qualifications	8	2.7%
5	Require too many hours of work	7	2.4%
6	Require too few hours of work	0	
7	Family did not approve of the job offered	61	21.0%
8	Waiting for a better job offer	6	2.1%
9	There was no define contract period	1	0.3%
System		159396	

Warning: these figures indicate the number of cases found in the data file. They cannot be interpreted as summary statistics of the population of interest.

s4eq13o: Other Specify

Information	[Type= discrete] [Format=character] [Missing=*]
Statistics [NW/ W]	[Valid=0 /-] [Invalid=0 /-]

# s4eq14: What is the main reason (NAME) is not getting a job?			
Information	[Type= discrete] [Format=numeric] [Range= 1-5] [Missing=*]		
Statistics [NW/ W]	[Valid=20335 /-] [Invalid=139352 /-]		
Value	Label	Cases	Percentage
1	Training and educational qualification not in demand	88	0.4%
2	Inadequate training/qualification.	620	3.0%
3	Jobs not available	526	2.6%
4	In school	10921	53.7%
5	Not Applicable	8180	40.2%
Sysmiss		139352	
<i>Warning: these figures indicate the number of cases found in the data file. They cannot be interpreted as summary statistics of the population of interest.</i>			
# s4fq1: Has [NAME] worked in more than one institution or organization in his/her workin			
Information	[Type= discrete] [Format=numeric] [Range= 1-3] [Missing=*]		
Statistics [NW/ W]	[Valid=84426 /-] [Invalid=75261 /-]		
Value	Label	Cases	Percentage
1	Yes	11292	13.4%
2	No	27020	32.0%
3	Did not work	46114	54.6%
Sysmiss		75261	
<i>Warning: these figures indicate the number of cases found in the data file. They cannot be interpreted as summary statistics of the population of interest.</i>			
# s4fq2a: How long did it take [NAME] to secure employment/ income earning activities afte			
Information	[Type= continuous] [Format=numeric] [Range= 0-30] [Missing=*]		
Statistics [NW/ W]	[Valid=11375 /-] [Invalid=148312 /-] [Mean=1.145 /-] [StdDev=1.721 /-]		
# s4fq2b: Length of Transition Month			
Information	[Type= discrete] [Format=numeric] [Range= 0-12] [Missing=*]		
Statistics [NW/ W]	[Valid=11371 /-] [Invalid=148316 /-] [Mean=1.644 /-] [StdDev=2.486 /-]		
Value	Label	Cases	Percentage
0		6294	55.4%
1		1335	11.7%
2		826	7.3%
3		743	6.5%
4		286	2.5%
5		445	3.9%
6		861	7.6%
7		90	0.8%
8		278	2.4%
9		106	0.9%
10		62	0.5%
11		22	0.2%
12		23	0.2%
Sysmiss		148316	
<i>Warning: these figures indicate the number of cases found in the data file. They cannot be interpreted as summary statistics of the population of interest.</i>			
# s4fq2c: Level of education?			
Information	[Type= discrete] [Format=numeric] [Range= 1-17] [Missing=*]		

# s4fq2c: Level of education?			
Statistics [NW/ W]		[Valid=11411 /-] [Invalid=148276 /-]	
Value	Label	Cases	Percentage
1		1	0.0%
3		1	0.0%
4	JSS/JHS	3280	28.7%
5	Middle	1344	11.8%
6	SSS/SHS	1581	13.9%
7	Secondary	213	1.9%
8	Voc/Tech/Commercial	240	2.1%
9	Postmiddle/secondary certificate	72	0.6%
10	Postmiddle/secondary diploma	148	1.3%
11	Tertiary - HND	326	2.9%
12	Tertiary - Bachelor's Degree	806	7.1%
13	Tertiary - Post graduate certificate / diploma	156	1.4%
14	Tertiary - Master's Degree	169	1.5%
15	Tertiary - PhD	12	0.1%
16	Other specify	1740	15.2%
17	Skill Training	1322	11.6%
Sysmiss		148276	
<i>Warning: these figures indicate the number of cases found in the data file. They cannot be interpreted as summary statistics of the population of interest.</i>			
# s4fq2co: Other Specify			
Information		[Type= discrete] [Format=character] [Missing=*]	
Statistics [NW/ W]		[Valid=0 /-] [Invalid=0 /-]	
# s4fq3a: How long did it take [NAME] to secure employment/ income earning activities afte			
Information		[Type= continuous] [Format=numeric] [Range= 0-39] [Missing=*]	
Statistics [NW/ W]		[Valid=27437 /-] [Invalid=132250 /-] [Mean=0.851 /-] [StdDev=1.589 /-]	
# s4fq3b: Length of Transition Month			
Information		[Type= discrete] [Format=numeric] [Range= 0-12] [Missing=*]	
Statistics [NW/ W]		[Valid=27415 /-] [Invalid=132272 /-] [Mean=0.993 /-] [StdDev=2.054 /-]	
Value	Label	Cases	Percentage
0		19718	71.9%
1		2141	7.8%
2		1292	4.7%
3		1136	4.1%
4		508	1.9%
5		692	2.5%
6		1084	4.0%
7		161	0.6%
8		404	1.5%
9		151	0.6%
10		55	0.2%
11		56	0.2%
12		17	0.1%
Sysmiss		132272	

# s4fq3b: Length of Transition Month			
<i>Warning: these figures indicate the number of cases found in the data file. They cannot be interpreted as summary statistics of the population of interest.</i>			
# s4fq3c: Level of education?			
Information	[Type= discrete] [Format=numeric] [Range= 4-17] [Missing=*]		
Statistics [NW/ W]	[Valid=27518 /-] [Invalid=132169 /-]		
Value	Label	Cases	Percentage
4	JSS/JHS	7983	29.0%
5	Middle	2056	7.5%
6	SSS/SHS	3722	13.5%
7	Secondary	272	1.0%
8	Voc/Tech/Commercial	306	1.1%
9	Postmiddle/secondary certificate	105	0.4%
10	Postmiddle/secondary diploma	289	1.1%
11	Tertiary - HND	385	1.4%
12	Tertiary - Bachelor's Degree	1087	4.0%
13	Tertiary - Post graduate certificate / diploma	262	1.0%
14	Tertiary - Master's Degree	99	0.4%
15	Tertiary - PhD	9	0.0%
16	Other specify	5915	21.5%
17	Skills Training	5028	18.3%
Sysmiss		132169	
<i>Warning: these figures indicate the number of cases found in the data file. They cannot be interpreted as summary statistics of the population of interest.</i>			
# s4fq3co: Other Specify			
Information	[Type= discrete] [Format=character] [Missing=*]		
Statistics [NW/ W]	[Valid=5499 /-] [Invalid=0 /-]		
Value	Label	Cases	Percentage
0		7	0.1%
00		1	0.0%
2		2	0.0%
5		2	0.0%
6		1	0.0%
ARABIC SCHOOL		1	0.0%
After 18 years of age		1	0.0%
CONTRIBUTING FAMILY WORKER		1	0.0%
Class 4		1	0.0%
Contributing family members		1	0.0%
Contributing family worker		1	0.0%
DID NOT BO TO SCHOOL		1	0.0%
DID NOT ATTEND SCHOOL		1	0.0%

s4fq3co: Other Specify

Value	Label	Cases	Percentage
DID NOT ATTEND SCHOOL		9	0.2%
DID NOT GO TO SCHOOL		6	0.1%
DRESS MAKING		1	0.0%
Did not attend school		8	0.1%
Did not go to school		3	0.1%
Didn't attend		1	0.0%
Diploma in Public relations		1	0.0%
Diploma in teaching		1	0.0%
Domestic chores		1	0.0%
Domestic servant		1	0.0%
Domestic work		2	0.0%
Domestic worker		1	0.0%
Don't have educational background		1	0.0%
Dont have formal		1	0.0%
Dont have qualification		1	0.0%
EDUCATION LEVEL IS PRIMARY		2	0.0%
EDUCATION LEVEL NOT APPLICABLE		6	0.1%
EDUCATION LEVEL PRIMARY		1	0.0%
EDUCATIONAL level is primary 5		1	0.0%
FARMING		29	0.5%
FINISHED CLASS FIVE		1	0.0%
Farming		1	0.0%
Full farming		1	0.0%
HE NEVER ATTENDED SCHOOL		5	0.1%
Had no education		1	0.0%
Have not schooled		1	0.0%
He didn't attend school at all		1	0.0%

s4fq3co: Other Specify

Value	Label	Cases	Percentage
He never attended School		1	0.0%
Home duties		1	0.0%
Home duties		6	0.1%
IPMC		1	0.0%
In School		1	0.0%
In school		4	0.1%
JHS		1	0.0%
JHS 1		1	0.0%
Jhs		1	0.0%
KINDERGARTE drop out		1	0.0%
Kindergarten		1	0.0%
LOWER PRIMARY		1	0.0%
Makaranthat		1	0.0%
Middle		1	0.0%
N.A		2	0.0%
NA		64	1.2%
NEVER		1	0.0%
NEVER ATTENDED		2	0.0%
NEVER ATTAIN EDUCATION		1	0.0%
NEVER ATTENDED		160	2.9%
NEVER ATTENDED SCHOOL		43	0.8%
NEVER ATTENDED SCHOOL BEFORE		30	0.5%
NEVER BEEN TO SCHOOL		1	0.0%
NEVER SCHOOLED		13	0.2%
NEVER attended school		6	0.1%
NO EDUCATION		8	0.1%
NO EDUCATION BACKGROUND		1	0.0%
NO EDUCATIONAL BACKGROUND		2	0.0%
NO FORMAL EDUCATION		1	0.0%
NO SCHOOL		1	0.0%

s4fq3co: Other Specify

Value	Label	Cases	Percentage
NO SCHOOLING		39	0.7%
NONE		26	0.5%
NOT APPLICABLE TO RESPONDENT		1	0.0%
NOT ATTAIN ANY EDUCATION		1	0.0%
NOT ATTAIN EDUCATION		1	0.0%
NOT EDUCATED		12	0.2%
NURSING TRAINING COLLEGE		1	0.0%
Never Attended		8	0.1%
Never attend		1	0.0%
Never attended		18	0.3%
Never attended School		1	0.0%
Never attended or learnt a trade		5	0.1%
Never attended school		105	1.9%
Never attended school or a trade		1	0.0%
Never attended school or learnt		1	0.0%
Never attended school or learnt a trade		2	0.0%
Never attensed School		1	0.0%
Never been to school		3	0.1%
Never schooled		4	0.1%
No Education		1	0.0%
No School		1	0.0%
No education		2	0.0%
No education or training received		1	0.0%
None		11	0.2%
Not Attended		4	0.1%
Not applicable		2	0.0%
Not educated		6	0.1%
P.5		1	0.0%
PRIMARY		622	11.3%
PRIMARY 4		1	0.0%
PRIMARY 1		2	0.0%

s4fq3co: Other Specify

Value	Label	Cases	Percentage
PRIMARY 2		1	0.0%
PRIMARY 3		4	0.1%
PRIMARY 4		4	0.1%
PRIMARY 5		1	0.0%
PRIMARY 6		9	0.2%
PRIMARY EDUCATION		6	0.1%
PRIMARY FIVE		2	0.0%
PRIMARY ONE		2	0.0%
PRIMARY SCHOOL		26	0.5%
PRIMARY SIX		1	0.0%
PRIMARY School		1	0.0%
PRIMARY THREE		1	0.0%
PRIMARY education		2	0.0%
PRIMARY school		4	0.1%
Parent not interested in schooling		1	0.0%
Primary		146	2.7%
Primary Education		1	0.0%
Primary 1		3	0.1%
Primary 2		2	0.0%
Primary 3		6	0.1%
Primary 4		4	0.1%
Primary 4 Makaranta		1	0.0%
Primary 5		3	0.1%
Primary 6		9	0.2%
Primary Education		28	0.5%
Primary School		1	0.0%
Primary education		4	0.1%
Primary not applicable		1	0.0%
Primary school		7	0.1%
Primary school drop out		19	0.3%
Primary school education		1	0.0%
SHE NEVER ATTENDED SCHOOL		1	0.0%

s4fq3co: Other Specify

Value	Label	Cases	Percentage
SHE DID NOT ATTEND SCHOOL		2	0.0%
SHE NEVER ATTENDED SCHOOL		2	0.0%
School drop out		5	0.1%
Seseme		1	0.0%
UNEDUCATED		1	0.0%
Uneducated		41	0.7%
Went into farming at a very young age		1	0.0%
apprenticeship		1	0.0%
attended KG 1		1	0.0%
attended primary school		5	0.1%
attended up to primary		3	0.1%
attended up to primary school		2	0.0%
below jhs		2	0.0%
certificate in nursing		1	0.0%
certificates		1	0.0%
class 3		1	0.0%
class 5		1	0.0%
class 6		2	0.0%
completed Jhs 1		1	0.0%
completed primary		1	0.0%
completed primary 2		1	0.0%
completed primary 3		2	0.0%
completed primary 5		2	0.0%
completed primary 6		1	0.0%
ddnt attend		1	0.0%
ddnt attend sch		4	0.1%
ddnt attend school		3	0.1%
ddnt go to school		1	0.0%
ddnt not work		1	0.0%
death		1	0.0%
did jot attend school		1	0.0%
did not attend		1	0.0%
did not attended school		1	0.0%

s4fq3co: Other Specify

Value	Label	Cases	Percentage
did not SCHOOL		1	0.0%
did not attain school		1	0.0%
did not attend		6	0.1%
did not attend school		1	0.0%
did not attend school		34	0.6%
did not attend school but has worked		4	0.1%
did not attend school but has worked before		2	0.0%
did not attended school		1	0.0%
did not finish basic school		1	0.0%
did not finish basic school but has worked		8	0.1%
did not finish school and never learnt a trad		1	0.0%
did not finish school but has worked		1	0.0%
did not go to jhs and neither learn a trade		1	0.0%
did not go to school		63	1.1%
did not school		2	0.0%
did not school nor learn a trade		2	0.0%
didn't attend school		8	0.1%
didn't attend school at all		24	0.4%
didn't attend school at all last		1	0.0%
didn't attend school but has worked		2	0.0%
didn't complete jhs and she learnt no trade		1	0.0%
didn't complete primary		1	0.0%
didn't finish basic school but has worked		7	0.1%
didn't go to jhs and hasn't learnt a trade		2	0.0%

s4fq3co: Other Specify

Value	Label	Cases	Percentage
didn't go to school		73	1.3%
didn't go to school or have any training		1	0.0%
didn't not attend school		1	0.0%
didn't not go to school		1	0.0%
didn't reach JHS		1	0.0%
didn't school and never learnt trade		1	0.0%
didnt attend		1	0.0%
didnt attend school		4	0.1%
didnt finish basic but has worked before		1	0.0%
didnt finish basic school but has worked		1	0.0%
don't have educational background		1	0.0%
dont have educational background		1	0.0%
dropped out of school and never learnt a		1	0.0%
dropped out of school and never learnt a trad		1	0.0%
dropped out of school at class two		1	0.0%
educational level not found		1	0.0%
end in primary school		1	0.0%
ended school in class 4		1	0.0%
farmer from childhood		1	0.0%
finish primary school		1	0.0%
finished class 2		1	0.0%
finished class 3		3	0.1%
finished class 4		3	0.1%
finished class 5		4	0.1%
finished class 6		5	0.1%
finished class five		1	0.0%

s4fq3co: Other Specify

Value	Label	Cases	Percentage
finished elementary school		1	0.0%
finished jhs 2		1	0.0%
finished kg 2		1	0.0%
finished middle school		1	0.0%
finished primary		3	0.1%
finished primary school		1	0.0%
finished primary school		7	0.1%
full education		1	0.0%
has never attended school before		1	0.0%
has never been to school before		1	0.0%
has no skills		1	0.0%
has not been to school		7	0.1%
has not been to school and never learnt trade		1	0.0%
has not been to school and not been an appren		1	0.0%
has not been to school before		2	0.0%
hasn't been to school and never learnt trade		1	0.0%
hasn't completed jhs and hasn't learnt a trad		1	0.0%
hasn't completed jhs neither has he learnt tr		1	0.0%
hasn't finished jhs and has not learnt trade		1	0.0%
hasn't gone to jhs and hasn't learnt a trade		1	0.0%
hasn't gone to jhs neither has he learnt a tr		1	0.0%
hasnt gone to jhs neither has he learnt trade		1	0.0%
he below jss or middle school		1	0.0%
he did go to school		1	0.0%

s4fq3co: Other Specify

Value	Label	Cases	Percentage
he didn't finish basic school but has worked		1	0.0%
he didn't go jhs		1	0.0%
he didn't go to school		2	0.0%
he didn't learn a trade,neither did he go to		1	0.0%
he didnt go to jhs and didn't learn a trade		1	0.0%
he dropped out of school at primary		1	0.0%
he has never been to school and learnt a trad		1	0.0%
he has not been to school		1	0.0%
he never attended school		1	0.0%
highest level primary 2		1	0.0%
home duties		3	0.1%
in class 5		1	0.0%
in primary 6		1	0.0%
in primary school		1	0.0%
in school		1	0.0%
jhs		1	0.0%
jss		1	0.0%
jss 2		1	0.0%
kg		2	0.0%
kindergarten		3	0.1%
late		1	0.0%
level of education is primary		1	0.0%
level of education not applicable		1	0.0%
level of education primary		7	0.1%
level of education was primary		1	0.0%
lower than level of education for employment		1	0.0%
medica school		1	0.0%

s4fq3co: Other Specify

Value	Label	Cases	Percentage
mever been to school and never learnt a trade		1	0.0%
n.a		2	0.0%
na		3	0.1%
nerver attended		1	0.0%
never		5	0.1%
never attended		2	0.0%
never attended school		1	0.0%
never SCHOOL		2	0.0%
never SCHOOLed		1	0.0%
never attend		31	0.6%
never attend sch		1	0.0%
never attend school		47	0.9%
never attended		623	11.3%
never attended school		1	0.0%
never attended SCHOOL		1	0.0%
never attended nor learnt apprentice		1	0.0%
never attended or learnt a trade		3	0.1%
never attended sch		3	0.1%
never attended schoo		1	0.0%
never attended school		251	4.6%
never attended school nor apprenticeship		1	0.0%
never attended school , farmer		1	0.0%
never attended school before		4	0.1%
never attended school befote		1	0.0%
never attended school nor learned any trade		1	0.0%
never attended school or learnt a trade		1	0.0%
never attended school,neither has she learnt		2	0.0%
never been to school		12	0.2%

s4fq3co: Other Specify

Value	Label	Cases	Percentage
never been to school and never been an appren		1	0.0%
never been to school and never learnt a trade		2	0.0%
never been to school before		2	0.0%
never educated		1	0.0%
never gone to school		1	0.0%
never school		5	0.1%
never schooled		88	1.6%
never schooled and never learnt a trade		1	0.0%
never schooled and never learnt trade		1	0.0%
never schooled or learnt a trade		1	0.0%
never understand school		1	0.0%
never went to SCHOOL		1	0.0%
never went to school		2	0.0%
never worked		5	0.1%
nk educational backgrounds		1	0.0%
no		1	0.0%
no schooling		1	0.0%
no EDUCATION		2	0.0%
no SCHOOL		2	0.0%
no basic education		1	0.0%
no basic educational qualifications		1	0.0%
no education		60	1.1%
no education nor skill training		1	0.0%
no education nor training		2	0.0%
no educational backgrounds		2	0.0%
no educational backgrounds and lack of trai		1	0.0%
no educational backgrounds and training		1	0.0%

s4fq3co: Other Specify

Value	Label	Cases	Percentage
no educational backgrounds or training		1	0.0%
no educational qualifications		6	0.1%
no educational qualifications or skills		1	0.0%
no educational qualifications and skills		4	0.1%
no formal education		2	0.0%
no formal education nor apprenticeship		1	0.0%
no formal training		1	0.0%
no sch		1	0.0%
no school		170	3.1%
no school attended		1	0.0%
no school nor apprenticeship		1	0.0%
no school nor training		12	0.2%
no school or apprenticeship		3	0.1%
no school school		1	0.0%
no school, no apprenticeship		1	0.0%
no schooling		6	0.1%
no schools		1	0.0%
no skill		135	2.5%
no skill nor schooling		1	0.0%
no skill nor training		2	0.0%
no skill training nor school		1	0.0%
no skills		1	0.0%
no skills and no educational backgrounds		1	0.0%
no skills or training		3	0.1%
no skills training		1	0.0%
no skin training nor school		1	0.0%
no trade learnt and no school completed		1	0.0%

s4fq3co: Other Specify

Value	Label	Cases	Percentage
no training and did not finish jhs		1	0.0%
no training and schooling		1	0.0%
no training nor education		3	0.1%
no training nor school		1	0.0%
no training nor schooling		2	0.0%
no training nor skill		1	0.0%
no work		1	0.0%
none		53	1.0%
not been to school and never learnt a trade		1	0.0%
not Attended		2	0.0%
not applicable		12	0.2%
not attended but was SECURITY		1	0.0%
not available		19	0.3%
not been school		1	0.0%
not been to school		12	0.2%
not been to school and never learnt a trade		3	0.1%
not complete jhs and didn't learn a trade		1	0.0%
not educated		34	0.6%
not learnt a trade and didn't go to school		1	0.0%
not schooled		1	0.0%
not skill		1	0.0%
not yet completedJHS		1	0.0%
nursery 1		1	0.0%
nursing		1	0.0%
nursing training		1	0.0%
o level		1	0.0%
on skill		1	0.0%
p		1	0.0%
p 3		1	0.0%
pr		1	0.0%
primarily		3	0.1%
primary		1138	20.7%
primary 2		2	0.0%

s4fq3co: Other Specify

Value	Label	Cases	Percentage
primary 1		9	0.2%
primary 2		24	0.4%
primary 3		42	0.8%
primary 4		46	0.8%
primary 5		42	0.8%
primary 5 not qualified		1	0.0%
primary 6		63	1.1%
primary 6 lever		1	0.0%
primary 6 not qualified		1	0.0%
primary education		75	1.4%
primary education/ never attended		1	0.0%
primary level		2	0.0%
primary school		67	1.2%
primary school 3		1	0.0%
primary school 5		1	0.0%
primary school class five		1	0.0%
primary school drop out		4	0.1%
primary school dropout		1	0.0%
primary school education		2	0.0%
primary school leaver		10	0.2%
q		1	0.0%
quit at kindergarten		1	0.0%
quit at primary		5	0.1%
quit at primary 2		1	0.0%
quit at primary 3		1	0.0%
quit at primary 5		1	0.0%
quit at primary 6		2	0.0%
quit school at nursery		1	0.0%
school drop out		5	0.1%
school drop outs		1	0.0%
school for the deaf and dumb		1	0.0%
schooling		1	0.0%
sh		1	0.0%
she did not attend school		1	0.0%
she didn't attend at all		1	0.0%

s4fq3co: Other Specify

Value	Label	Cases	Percentage
she didn't attend school at all		4	0.1%
she didn't finish school but has worked		1	0.0%
she didn't go to jhs and didn't learn a trade		1	0.0%
she didn't go to jhs neither has she learnt a		1	0.0%
she didn't go to school		3	0.1%
she didnt finish basic school but has worked		1	0.0%
she has no educational backgrounds and qualif		1	0.0%
she has not attended school before		1	0.0%
she is illiterate		1	0.0%
she is still in jhs and never learnt a trade		1	0.0%
she never attended a school		1	0.0%
she never schooled and never learnt a trade		1	0.0%
skilled farmer		1	0.0%
special school for deaf and dumb		1	0.0%
sti		1	0.0%
still in primary school		1	0.0%
still in school		15	0.3%
still in school and hasn't learnt a trade		1	0.0%
still in school and hasn't learnt any trade		1	0.0%
still in school and haven't learnt a trade		1	0.0%
still in school and never learnt a trade		1	0.0%

# s4fq3co: Other Specify			
Value	Label	Cases	Percentage
still in school and not learnt a trade		1	0.0%
still learning		1	0.0%
still primary school		1	0.0%
still schooling		2	0.0%
still schooling and never learnt a trade		1	0.0%
stopped at P 6		1	0.0%
stopped at primary 3		1	0.0%
stopped schooling and never been an apprentice		1	0.0%
stopped schooling and never learnt a trade		1	0.0%
stopped schooling at primary		1	0.0%
stopped schooling at primary school		4	0.1%
stopped schooling at tender age and no skill		1	0.0%
the head said he doesn't know		1	0.0%
training		1	0.0%
uneducated		53	1.0%
<i>Warning: these figures indicate the number of cases found in the data file. They cannot be interpreted as summary statistics of the population of interest.</i>			
# s4fq4: At what age did you start to work for the first time in your life? (As regular o			
Information	[Type= continuous] [Format=numeric] [Range= 0-81] [Missing=*]		
Statistics [NW/ W]	[Valid=27310 /-] [Invalid=132377 /-] [Mean=18.024 /-] [StdDev=6.653 /-]		
# s4gq1a: Superficial injuries or open wounds			
Information	[Type= discrete] [Format=numeric] [Range= 1-2] [Missing=*]		
Statistics [NW/ W]	[Valid=39888 /-] [Invalid=119799 /-]		
Value	Label	Cases	Percentage
1	Yes	1885	4.7%
2	No	38003	95.3%
Sysmiss		119799	
<i>Warning: these figures indicate the number of cases found in the data file. They cannot be interpreted as summary statistics of the population of interest.</i>			
# s4gq1b: Fractures			
Information	[Type= discrete] [Format=numeric] [Range= 1-2] [Missing=*]		
Statistics [NW/ W]	[Valid=39884 /-] [Invalid=119803 /-]		

# s4gq1b: Fractures			
Value	Label	Cases	Percentage
1	Yes	203	0.5%
2	No	39681	99.5%
Sysmiss		119803	
<i>Warning: these figures indicate the number of cases found in the data file. They cannot be interpreted as summary statistics of the population of interest.</i>			
# s4gq1c: Dislocations, sprains or strains			
Information	[Type= discrete] [Format=numeric] [Range= 1-2] [Missing=*]		
Statistics [NW/ W]	[Valid=39882 /-] [Invalid=119805 /-]		
Value	Label	Cases	Percentage
1	Yes	344	0.9%
2	No	39538	99.1%
Sysmiss		119805	
<i>Warning: these figures indicate the number of cases found in the data file. They cannot be interpreted as summary statistics of the population of interest.</i>			
# s4gq1d: Burns, corrosions, scalds or frostbite			
Information	[Type= discrete] [Format=numeric] [Range= 1-2] [Missing=*]		
Statistics [NW/ W]	[Valid=39882 /-] [Invalid=119805 /-]		
Value	Label	Cases	Percentage
1	Yes	432	1.1%
2	No	39450	98.9%
Sysmiss		119805	
<i>Warning: these figures indicate the number of cases found in the data file. They cannot be interpreted as summary statistics of the population of interest.</i>			
# s4gq1e: Breathing problems			
Information	[Type= discrete] [Format=numeric] [Range= 1-2] [Missing=*]		
Statistics [NW/ W]	[Valid=39880 /-] [Invalid=119807 /-]		
Value	Label	Cases	Percentage
1	Yes	348	0.9%
2	No	39532	99.1%
Sysmiss		119807	
<i>Warning: these figures indicate the number of cases found in the data file. They cannot be interpreted as summary statistics of the population of interest.</i>			
# s4gq1f: Eye problems			
Information	[Type= discrete] [Format=numeric] [Range= 1-2] [Missing=*]		
Statistics [NW/ W]	[Valid=39879 /-] [Invalid=119808 /-]		
Value	Label	Cases	Percentage
1	Yes	409	1.0%
2	No	39470	99.0%
Sysmiss		119808	
<i>Warning: these figures indicate the number of cases found in the data file. They cannot be interpreted as summary statistics of the population of interest.</i>			
# s4gq1g: Skin problems			
Information	[Type= discrete] [Format=numeric] [Range= 1-2] [Missing=*]		
Statistics [NW/ W]	[Valid=39879 /-] [Invalid=119808 /-]		
Value	Label	Cases	Percentage
1	Yes	481	1.2%

# s4gq1g: Skin problems			
Value	Label	Cases	Percentage
2	No	39398	98.8%
Sysmiss		119808	
<i>Warning: these figures indicate the number of cases found in the data file. They cannot be interpreted as summary statistics of the population of interest.</i>			
# s4gq1h: Stomach problems/ diarrhoea			
Information	[Type= discrete] [Format=numeric] [Range= 1-2] [Missing=*]		
Statistics [NW/ W]	[Valid=39876 /-] [Invalid=119811 /-]		
Value	Label	Cases	Percentage
1	Yes	616	1.5%
2	No	39260	98.5%
Sysmiss		119811	
<i>Warning: these figures indicate the number of cases found in the data file. They cannot be interpreted as summary statistics of the population of interest.</i>			
# s4gq1i: Fever			
Information	[Type= discrete] [Format=numeric] [Range= 1-2] [Missing=*]		
Statistics [NW/ W]	[Valid=39878 /-] [Invalid=119809 /-]		
Value	Label	Cases	Percentage
1	Yes	1593	4.0%
2	No	38285	96.0%
Sysmiss		119809	
<i>Warning: these figures indicate the number of cases found in the data file. They cannot be interpreted as summary statistics of the population of interest.</i>			
# s4gq1j: Extreme fatigue			
Information	[Type= discrete] [Format=numeric] [Range= 1-2] [Missing=*]		
Statistics [NW/ W]	[Valid=39876 /-] [Invalid=119811 /-]		
Value	Label	Cases	Percentage
1	Yes	6602	16.6%
2	No	33274	83.4%
Sysmiss		119811	
<i>Warning: these figures indicate the number of cases found in the data file. They cannot be interpreted as summary statistics of the population of interest.</i>			
# s4gq1k: Snake bite			
Information	[Type= discrete] [Format=numeric] [Range= 1-2] [Missing=*]		
Statistics [NW/ W]	[Valid=39876 /-] [Invalid=119811 /-]		
Value	Label	Cases	Percentage
1	Yes	181	0.5%
2	No	39695	99.5%
Sysmiss		119811	
<i>Warning: these figures indicate the number of cases found in the data file. They cannot be interpreted as summary statistics of the population of interest.</i>			
# s4gq1l: Insect bite (including mosquito bites)			
Information	[Type= discrete] [Format=numeric] [Range= 1-2] [Missing=*]		
Statistics [NW/ W]	[Valid=39874 /-] [Invalid=119813 /-]		
Value	Label	Cases	Percentage
1	Yes	6289	15.8%
2	No	33585	84.2%

# s4gq1l: Insect bite (including mosquito bites)			
Value	Label	Cases	Percentage
Sysmiss		119813	
<i>Warning: these figures indicate the number of cases found in the data file. They cannot be interpreted as summary statistics of the population of interest.</i>			
# s4gq1m: Other (specify)			
Information	[Type= discrete] [Format=numeric] [Range= 1-2] [Missing=*]		
Statistics [NW/ W]	[Valid=39873 /-] [Invalid=119814 /-]		
Value	Label	Cases	Percentage
1	Yes	63	0.2%
2	No	39810	99.8%
Sysmiss		119814	
<i>Warning: these figures indicate the number of cases found in the data file. They cannot be interpreted as summary statistics of the population of interest.</i>			
# s4gq1mo: Other (specify)			
Information	[Type= discrete] [Format=character] [Missing=*]		
Statistics [NW/ W]	[Valid=85 /-] [Invalid=0 /-]		
Value	Label	Cases	Percentage
0		1	1.2%
00		2	2.4%
BACK ACHE		2	2.4%
BACK AND SPINAL CORD PAINS		2	2.4%
BACK PAINS		2	2.4%
BACKPAINS		2	2.4%
BEE BITE		2	2.4%
BODILY PAINS		2	2.4%
BODY PAINS		1	1.2%
COLD		1	1.2%
COUGH		2	2.4%
CUT		2	2.4%
CUT AT THE LEG		2	2.4%
CUTLASS WOUND		1	1.2%
DEPRESSION		2	2.4%
DOG BITE		3	3.5%
HAND PAIN		2	2.4%
HEADACHE		3	3.5%
HERNIA		2	2.4%
HIGH BLOOD PRESSURE		1	1.2%
MILD STROKE		2	2.4%
PAINS IN SPINAL CORD		1	1.2%
SCOPION BITE		1	1.2%
SCORPION BITE		16	18.8%
SCPION BITE		2	2.4%

s4gq1mo: Other (specify)

Value	Label	Cases	Percentage
SEVERE BODY PAIN		2	2.4%
SEVERE BODY PAINS		2	2.4%
SEVERE HEADACHE		1	1.2%
SMOKE		2	2.4%
SWOLLEN LEG AS RESULTS OF A SHARP THRON		2	2.4%
TESTE FLY		1	1.2%
TOOTHACHE		2	2.4%
TSETSE FLY		1	1.2%
WAIST AND SPINAL CORD PROBLEM		2	2.4%
WAIST PAIN		3	3.5%
WAIST PAIN BECAUSE OF LONG STANDING WHEN WORKING		2	2.4%
WAIST PAINS		2	2.4%
WAIST PROBLEMS		4	4.7%

Warning: these figures indicate the number of cases found in the data file. They cannot be interpreted as summary statistics of the population of interest.

s4gq2: Think about (NAME?s) most serious illness/injury, how did this/these affect your

Information	[Type= discrete] [Format=numeric] [Range= 1-5] [Missing=*]
Statistics [NW/ W]	[Valid=36379 /-] [Invalid=123308 /-]

Value	Label	Cases	Percentage
1	Serious ? did not stop work	215	0.6%
2	Stopped work completely	217	0.6%
3	Stopped work for some time	1176	3.2%
4	Not serious- did not stop work	1989	5.5%
5	Did not suffer illness or injury	32782	90.1%
Sysmiss		123308	

Warning: these figures indicate the number of cases found in the data file. They cannot be interpreted as summary statistics of the population of interest.

s4gq3: Why did (NAME) not stop work as result of this illness or injury?

Information	[Type= discrete] [Format=numeric] [Range= 1-6] [Missing=*]
Statistics [NW/ W]	[Valid=215 /-] [Invalid=159472 /-]

Value	Label	Cases	Percentage
1	Feared losing job	29	13.5%
2	Feared losing income	107	49.8%
3	Feared losing customers	30	14.0%
4	Feared losing position	1	0.5%
5	Feared not meeting deadline	14	6.5%

s4gq3: Why did (NAME) not stop work as result of this illness or injury?

Value	Label	Cases	Percentage
6	Other specify	34	15.8%
Sysmiss		159472	

Warning: these figures indicate the number of cases found in the data file. They cannot be interpreted as summary statistics of the population of interest.

s4gq3o: Other Specify

Information	[Type= discrete] [Format=character] [Missing=*]
Statistics [NW/ W]	[Valid=34 /-] [Invalid=0 /-]

Value	Label	Cases	Percentage
DIDNT WANT TO DISAPPOINT HER CUSTOMERS		1	2.9%
DOESN'T WANT PEOPLE KNOWING ITS SERIOUS		1	2.9%
DON'T WANT TO BE BREAK DOWN SICKNESS		1	2.9%
FEAR OF LOOSING CUSTOMERS		1	2.9%
FEARED HIS FAMILY WILL GO HUNGRY		1	2.9%
FEARED KIDS WONT BE WELL TAKEN CARE OF		1	2.9%
FEARED OF LOSING SOME OF THE ANIMALS		1	2.9%
FEED THE FAMILY		1	2.9%
HAD SOMEONE MANAGING THE BUSINESS		1	2.9%
HE COULD WORK		1	2.9%
IN WAS NOT SERIOUS		1	2.9%
IT WAS NOT ALL THAT SERIOUS		2	5.9%
IT WAS NOT ANY SERIOUS		1	2.9%
IT WAS NOT SERIOUS		1	2.9%
NEEDED TO REST		1	2.9%
NOONE TO TAKEOVER		1	2.9%

s4gq3o: Other Specify

Value	Label	Cases	Percentage
NOT ALL THAT SEROUS		1	2.9%
NOT VERY SEVERE		1	2.9%
NUMBER OF TEACHERS WERE FEW		1	2.9%
PREVENT ANIMALS FROM ENTERING THE FARM		1	2.9%
SICKNESS DUE TO OLD AGE		1	2.9%
STILL NEEDS TO WORK ON THE FARM		1	2.9%
SURVIVAL, SHE FEEDS WITH WHATEVER SHE EARNS FROM THE SEWING AND COULDN'T AFFORD STOPPING FOR A WHILE		1	2.9%
THE PROCESS IN ASKING FOR PERMISSION		1	2.9%
THE WORK WILL BE AFFECTED		1	2.9%
THEY WERE ON VACATION		1	2.9%
VOLUNTARILY TOOK SOME TIME OFF WORK		1	2.9%
WAS NOT GIVEN AN EXCUSE DUTY BY A MEDICAL DOCTOR		1	2.9%
WAS NOT SERIOUS		1	2.9%
WAS NOT SERIOUS TO MY HEALTH		1	2.9%
WAS ON VACATION AT THE TIME		1	2.9%
WAS WEAK		1	2.9%
WEAK		1	2.9%

# s4gq3o: Other Specify			
<i>Warning: these figures indicate the number of cases found in the data file. They cannot be interpreted as summary statistics of the population of interest.</i>			
# s4gq4a1: Main occupation (code) - Major			
Information		[Type= discrete] [Format=numeric] [Range= 0-9] [Missing=*]	
Statistics [NW/ W]		[Valid=3593 /-] [Invalid=156094 /-]	
Value	Label	Cases	Percentage
0	Armed forces occupations	3	0.1%
1	Managers	31	0.9%
2	Professionals	148	4.1%
3	Technicians and associate professionals	55	1.5%
4	Clerical support workers	33	0.9%
5	Service and sales workers	617	17.2%
6	Skilled agricultural, forestry and fishery workers	1937	53.9%
7	Craft and related trades workers	440	12.2%
8	Plant and machine operators, and assemblers	151	4.2%
9	Elementary occupations	178	5.0%
Sysmiss		156094	
<i>Warning: these figures indicate the number of cases found in the data file. They cannot be interpreted as summary statistics of the population of interest.</i>			
# s4gq5: Does (NAME) operate any tool/machinery/heavy equipment at work?			
Information		[Type= discrete] [Format=numeric] [Range= 1-2] [Missing=*]	
Statistics [NW/ W]		[Valid=36373 /-] [Invalid=123314 /-]	
Value	Label	Cases	Percentage
1	Yes	18345	50.4%
2	No	18028	49.6%
Sysmiss		123314	
<i>Warning: these figures indicate the number of cases found in the data file. They cannot be interpreted as summary statistics of the population of interest.</i>			
# s4gq6: What type of tools, equipment or machines does (NAME) use at work?			
Information		[Type= discrete] [Format=character] [Missing=*]	
Statistics [NW/ W]		[Valid=18323 /-] [Invalid=0 /-]	
# s4gq6o: Other specify			
Information		[Type= discrete] [Format=character] [Missing=*]	
Statistics [NW/ W]		[Valid=579 /-] [Invalid=0 /-]	
Value	Label	Cases	Percentage
1		1	0.2%
5 LITRES GALLON		1	0.2%
A2 AND A3 SHEET		1	0.2%
ABOYAYAA (TRICYCLE)		1	0.2%
ANGLE GRINDER, WELI PLIERS		1	0.2%
ARGO MACHINE, WIRE		1	0.2%
AXE SAW		1	0.2%

s4gq6o: Other specify

Value	Label	Cases	Percentage
BACK HOLE		1	0.2%
BANKU TA" (WOODEN SPATULA)		1	0.2%
BARBERING MACHINE, UV STERILIZER		1	0.2%
BASE GUITAR		1	0.2%
BASIN		1	0.2%
BASKET		2	0.3%
BASKET AND SACKS		1	0.2%
BELL		2	0.3%
BIBLE		1	0.2%
BIG BASIN		1	0.2%
BINDER		2	0.3%
BLACK BOARD		1	0.2%
BLACK BOARD, LESSON NOTE		1	0.2%
BLACK BOARD,COUNT		1	0.2%
BLACK BOARD,PEN AND BOOKS		1	0.2%
BLACK POLYTHENE BAG AND SACK		1	0.2%
BLENDER, FUNNEL		1	0.2%
BLOOD PRESSURE MONITOR		1	0.2%
BOARD MAKER		1	0.2%
BOARD MARKER		1	0.2%
BOOK		3	0.5%
BOX IRON, SEWING MACHINE		1	0.2%
BREAD KNIFE		2	0.3%
BREAST WATCH,		1	0.2%
BUCKET		2	0.3%
BURNING WIRE		1	0.2%
CALABASH		1	0.2%
CALCULATOR		3	0.5%
CANE		2	0.3%

s4gq60: Other specify

Value	Label	Cases	Percentage
CANOE		6	1.0%
CANOE AND NET		1	0.2%
CAR		1	0.2%
CAR ENGINE		1	0.2%
CAR WASH MACHINE		1	0.2%
CARBON PAPER, LOTTER BOOK		1	0.2%
CARBON, PAPER		1	0.2%
CASSAVA MILL		2	0.3%
CASSAVA MILL MACHINE		1	0.2%
CENTRIFUGAL PUMPS		1	0.2%
CENTRIFUGAL PUMP		1	0.2%
CHAIN SAW FOR CUTTING TREES		1	0.2%
CHAIN SAW MACHINE		1	0.2%
CHAINS		1	0.2%
CHAINSAW		6	1.0%
CHAINSAW MACHINE		4	0.7%
CHAINSAW MACHINE,		1	0.2%
CHANFANG		1	0.2%
CHANGFA		1	0.2%
CHARCOAL, COALPORT		1	0.2%
CLUB		1	0.2%
COAL POT		2	0.3%
COAL POTS		1	0.2%
COALPOT		6	1.0%
COMB		1	0.2%
COMPACTER, GIL MACHINES, WIP		2	0.3%
COMPACTOR		2	0.3%
COMPACTOR AND TERRAZZO MACHINE		1	0.2%
CONO		1	0.2%
COOKING POT		2	0.3%
COOKING UTENSILS		4	0.7%

s4gq60: Other specify

Value	Label	Cases	Percentage
COUNTERS,BLADE BOARD,CAPBO.		1	0.2%
COYOO MACHINE		1	0.2%
CRAIN		1	0.2%
CRATE AND PAN		1	0.2%
CRATES		1	0.2%
CROSS CUT MACHINE		1	0.2%
CUP FOR MEASURING RICE,GARI		1	0.2%
CUTTING MACHINE		1	0.2%
CUTTING MACHINE, DRILLING MACHINE, NAILING MACHINE		1	0.2%
CUTTING MACHINE, HITTING MACHINE, DRILLING MACHINE		1	0.2%
DISH WASHER		1	0.2%
DISINFECTANT		1	0.2%
DORMER		3	0.5%
DRAWING INSTRUMENTS, MARKER		1	0.2%
DRILL MACHINE		1	0.2%
DRILLING MACHINE		5	0.9%
DRILLING MACHINE METRE FINDER		1	0.2%
DUST PAN		1	0.2%
ECLIPSE TOOLS,TOOL KITS		1	0.2%
ELECTRIC AND MANUAL MACHINES		1	0.2%
ELECTRIC BLADE SAW,PVC BLADE,FISHTA		1	0.2%
ELECTRIC HAND DRILL, CUTTING WHEEL		1	0.2%

s4gq60: Other specify

Value	Label	Cases	Percentage
ELECTRIC SEWING MACHINE		1	0.2%
ELECTRICAL AND AUTOMATION EQUIPMENT		1	0.2%
ELECTRICAL SEWING MACHINE		1	0.2%
ELECTRICAL SEWING MACHINE, NEATING MACHINE		1	0.2%
ELETRIC SEWING MACHINE		1	0.2%
ENGINE		1	0.2%
ESCAVATOR		1	0.2%
EXCAVATOR		5	0.9%
FABRIC, GLUE		1	0.2%
FERTILIZER SACK		2	0.3%
FILE		1	0.2%
FILLING BLADE FILLER BLOCK IRON BLAST		1	0.2%
FIRE EXTINGUISHER		1	0.2%
FIREWOOD		1	0.2%
FISHING NET		1	0.2%
FLASHLIGHT		1	0.2%
FLYING PAN, BOWLS, PAN		1	0.2%
FOOTBALL		2	0.3%
FORKLIFT		3	0.5%
FORKLIFT OPERATOR		1	0.2%
FOUR STEPS,GIVEN SETS,BUTTERFLY NEED,TOMMY KIDS,TRAIN		1	0.2%
FRYING PAN		3	0.5%
FUEL PUMP MACHINE		3	0.5%
FUFU MACHINE		3	0.5%
FUFU MACHINE,AME TIN,SACK		1	0.2%

s4gq60: Other specify

Value	Label	Cases	Percentage
FUNNEL		1	0.2%
FYING PAN		1	0.2%
GAMBO		1	0.2%
GLUCOMETER, PULSOXIMETER SPHYGMOMAN		1	0.2%
GLUCOMETER, STETOSCOPE, SYRINGE AND NEEDLES		1	0.2%
GLUE		4	0.7%
GRADER		1	0.2%
GRINDER, METAL FILE, GLASSES		1	0.2%
GRINDING MACHINE		1	0.2%
GROUNDNUT HUSK MACHINE		6	1.0%
GROUNDNUT HUSKER		2	0.3%
GROUNDNUT PASTE MACHINE		1	0.2%
GUITAR		1	0.2%
HAIR CREAM, SHAMPOO,		1	0.2%
HAIR DRYER		1	0.2%
HAIR STRAIGHTENER		1	0.2%
HAMBILA		1	0.2%
HANDCUFF		2	0.3%
HANGER		1	0.2%
HEAD BASKET		2	0.3%
HEAVY DUTY MACHINES		1	0.2%
HELMET		3	0.5%
HELMET, FIRE JACKET, SMOKE DETECTORS AND FIRE DELIVERY HOSES		1	0.2%
HELMETS		1	0.2%
HOOK		1	0.2%
HOT ROLLER LAMINATING MACHINE, AB DICK MACHINE		1	0.2%
IMAGING EQUIPMENT		1	0.2%

s4gq60: Other specify

Value	Label	Cases	Percentage
INFANTOMETE FLIP CHART, SADIOMETER		1	0.2%
KENTE WEAVING MACHINE		1	0.2%
KNAPSACK SPRAYER		39	6.7%
KODUO		2	0.3%
LADDLE, FRYING PAN, BOWL, SAUCE PAN		1	0.2%
LAPTOP		2	0.3%
LARGE SEWING MACHINE		1	0.2%
LEVEL		2	0.3%
LPG GAS, STOVE		1	0.2%
MARGARINE TIIN		1	0.2%
MARKER		7	1.2%
MARKER AND BOARD		1	0.2%
MARKER AND BOOKS		1	0.2%
MARKER,BOOK		2	0.3%
MEASURING RUBBER BUCKET		1	0.2%
MEASURING TAPE		1	0.2%
MICROPHONE		9	1.6%
MICROPHONE AND COMPUTER		2	0.3%
MICROSCOPE		1	0.2%
MICROSCOPE, CENTRIFUGE		1	0.2%
MICROSCOPE,F		1	0.2%
MILL		1	0.2%
MIRROR		1	0.2%
MIX BLOWER		1	0.2%
MOB		1	0.2%
MOBBING STICK		1	0.2%
MORTAR BOARD		1	0.2%
MOTAR		1	0.2%
MOULD		1	0.2%

s4gq60: Other specify

Value	Label	Cases	Percentage
MOULDING MACHINE		1	0.2%
MOWA MACHINE FOR CUTTING FLOWERS		1	0.2%
MRI MACHINE		1	0.2%
MRI SCAN		1	0.2%
NAIL		1	0.2%
NAILS		1	0.2%
NEATING MACHINE SEWING MACHINE		1	0.2%
NEEDLES AND SEWING MACHINE		1	0.2%
NOTE BOOK AND BIBLE		1	0.2%
OPENER,FUNNE		1	0.2%
OVEN MACHINE		1	0.2%
OVERALL DRESS		1	0.2%
OXYGEN		1	0.2%
PADLOCK		1	0.2%
PAMPHLETS AND MARKER		1	0.2%
PANS		1	0.2%
PAYLOADER		1	0.2%
PEDICURE MACHINE		1	0.2%
PEN, SYRING, BOOK		1	0.2%
PHOTOCOPY MACHINE		1	0.2%
PINCH BAR		1	0.2%
PIPE BAR		1	0.2%
PIPE RANGE		1	0.2%
POLYTANK		1	0.2%
POLYTHENE BAGS		2	0.3%
POLYTHENE BAGS HUNGER		1	0.2%
POPCORN MACHINE		1	0.2%
PRAGGIA		1	0.2%
PRAGIA		3	0.5%
PRINTER		3	0.5%
PRINTER AND CUTTERS		1	0.2%

s4gq60: Other specify

Value	Label	Cases	Percentage
PRINTING MACHINE		2	0.3%
PRUNING SAW		1	0.2%
PUMP		2	0.3%
PUMPING MACHINE		5	0.9%
PUMPING MACHINE, BOARD, WASHING PAN, EXCAVATOR MACHINE		1	0.2%
QR CODE SCANNER		1	0.2%
RACHET		1	0.2%
RACKS FOR CLEANING		1	0.2%
RAKE		4	0.7%
REACH STACKER		1	0.2%
REBAL BENDER		1	0.2%
RECEIPT BOOK		1	0.2%
REDLE		1	0.2%
RICKSHAW		1	0.2%
RINGING BELL, PLAIN RUBBER		1	0.2%
ROBE		1	0.2%
ROBE, SACK		1	0.2%
ROLAS		1	0.2%
ROLLING BOARD		1	0.2%
RUBBER		2	0.3%
RUBBER BAND, EGGS IN CRATE		1	0.2%
RUBBER BOWL		1	0.2%
RUBBER CUTTING MACHINE		1	0.2%
RUBBER HUNGERS		1	0.2%
RUBBER PAN		2	0.3%
RUBBER SACK		1	0.2%
SACK		7	1.2%
SACK AND ROPE		1	0.2%
SACK, PAN		1	0.2%

s4gq6o: Other specify

Value	Label	Cases	Percentage
SACK, POLYTHENE BAGS		1	0.2%
SACK,GREATIN		1	0.2%
SACK,POLYTHE BAG		1	0.2%
SAFETY BOOTS		1	0.2%
SAND PAPER		1	0.2%
SAUCEPAN		2	0.3%
SAUCEPAN AND LPG		1	0.2%
SAUCEPAN/ SPATULLER		1	0.2%
SAWING MACHINE		1	0.2%
SCANNER, PRINTER, COMB BINDING MACHINE		1	0.2%
SEWING MACHINE		90	15.5%
SEWING MACHINE, TAPE MEASURE		1	0.2%
SEWING MACHINE, NITTING MACHINE, MEASURING TAPE		1	0.2%
SEWING MACHINE, SCISSORS, FABRIC, THREAD		1	0.2%
SEWING MACHINE, THREAD AND MEASURING TAPE		1	0.2%
SEWING MACHING		1	0.2%
SHOWCASE		1	0.2%
SOWING MACHINE		1	0.2%
SPATULA, SUSPAN		1	0.2%
SPEAR		2	0.3%
SPEED LIGHT SOFT BOX LENS		1	0.2%
SPONGE		1	0.2%

s4gq6o: Other specify

Value	Label	Cases	Percentage
SPRAYING MACHINE		1	0.2%
STAR		1	0.2%
STAYING MACHINE		1	0.2%
STERILIZER		1	0.2%
STICK WELDING		1	0.2%
STONE GRINDING MACHINE		1	0.2%
STRAIGHTNER		1	0.2%
STRENGTHEN		1	0.2%
SURFACE PUMPING MACHINES		1	0.2%
SYRINFNGE		1	0.2%
SYRINGE		1	0.2%
SYRINGE, KNIVES, SCALE, GLUCOMETER, TEST TUBES ETC		1	0.2%
SYSMEX		1	0.2%
TABLE		1	0.2%
TABLE, POLYTHENE BAGS		1	0.2%
TABLE, THREE COOK STOVE		1	0.2%
TAILORING MACHINE		1	0.2%
TEXTBOOKS		1	0.2%
TEXTING MATERIAL		1	0.2%
THREAD		3	0.5%
THREAD, OFFICE PINS, ZIP		1	0.2%
THREAD,BEAD:		1	0.2%
THREE COOK STVE		1	0.2%
TILES MACHINE		1	0.2%
TIPPER TRUCK		1	0.2%
TRACKER		2	0.3%
TREAD		1	0.2%
TRICYCLE		8	1.4%
TRICYCLE (PRAGIA)		1	0.2%

s4gq6o: Other specify

Value	Label	Cases	Percentage
TROTRO		1	0.2%
TRUMPET		1	0.2%
UTENSILS		1	0.2%
VAN		2	0.3%
VIBRATORS		1	0.2%
WALL NAILS		1	0.2%
WALLENTIN BOOTH		1	0.2%
WASHING MACHINE		2	0.3%
WASHING PAN		1	0.2%
WASHING PAN,EXCAVATOR MACHINE, CARPET		1	0.2%
WATER PRODUCTION MACHINE		1	0.2%
WATER TANK TRUCK		1	0.2%
WEILDING MACHINE		1	0.2%
WELDERS MACHINE		1	0.2%
WELDING MACHINE		6	1.0%
WELDING MACHINE,DRILL MACHINE,ANGLE GRINDER,SPRAYER MACHINE		1	0.2%
WELDING PLANT		2	0.3%
WHEEL CHAIRS AND THERMOMETE		1	0.2%
WHEEL SPAINER		1	0.2%
WHEEL SPANNER		2	0.3%
WHITE BOARD MARKER		1	0.2%
WIELDING MACHINE,SPRAYER MACHINE, WIELDING CABLES, HOLDER,CUTTING MACHINE, DRILLING MACHINE		1	0.2%
WIRE AND ROPE		1	0.2%

# s4gq6o: Other specify			
Value	Label	Cases	Percentage
WOOD		1	0.2%
WOODEN BASKET		1	0.2%
WOODEN HEAD BASKET		13	2.2%
WRENCH		1	0.2%
ZIP,STIF,LANIN STIF		1	0.2%
<i>Warning: these figures indicate the number of cases found in the data file. They cannot be interpreted as summary statistics of the population of interest.</i>			
# s4gq7a: Dust, fumes			
Information	[Type= discrete] [Format=numeric] [Range= 1-2] [Missing=*]		
Statistics [NW/ W]	[Valid=36370 /-] [Invalid=123317 /-]		
Value	Label	Cases	Percentage
1	Yes	8048	22.1%
2	No	28322	77.9%
Sysmiss		123317	
<i>Warning: these figures indicate the number of cases found in the data file. They cannot be interpreted as summary statistics of the population of interest.</i>			
# s4gq7b: Fire, gas, flames			
Information	[Type= discrete] [Format=numeric] [Range= 1-2] [Missing=*]		
Statistics [NW/ W]	[Valid=36370 /-] [Invalid=123317 /-]		
Value	Label	Cases	Percentage
1	Yes	2545	7.0%
2	No	33825	93.0%
Sysmiss		123317	
<i>Warning: these figures indicate the number of cases found in the data file. They cannot be interpreted as summary statistics of the population of interest.</i>			
# s4gq7c: Loud noise or vibration			
Information	[Type= discrete] [Format=numeric] [Range= 1-2] [Missing=*]		
Statistics [NW/ W]	[Valid=36370 /-] [Invalid=123317 /-]		
Value	Label	Cases	Percentage
1	Yes	2704	7.4%
2	No	33666	92.6%
Sysmiss		123317	
<i>Warning: these figures indicate the number of cases found in the data file. They cannot be interpreted as summary statistics of the population of interest.</i>			
# s4gq7d: Extreme cold or heat			
Information	[Type= discrete] [Format=numeric] [Range= 1-2] [Missing=*]		
Statistics [NW/ W]	[Valid=36367 /-] [Invalid=123320 /-]		
Value	Label	Cases	Percentage
1	Yes	5622	15.5%
2	No	30745	84.5%
Sysmiss		123320	
<i>Warning: these figures indicate the number of cases found in the data file. They cannot be interpreted as summary statistics of the population of interest.</i>			
# s4gq7e: Dangerous tools (knives etc)			
Information	[Type= discrete] [Format=numeric] [Range= 1-2] [Missing=*]		

# s4gq7e: Dangerous tools (knives etc)			
Statistics [NW/ W]		[Valid=36367 /-] [Invalid=123320 /-]	
Value	Label	Cases	Percentage
1	Yes	9532	26.2%
2	No	26835	73.8%
Sysmiss		123320	
<i>Warning: these figures indicate the number of cases found in the data file. They cannot be interpreted as summary statistics of the population of interest.</i>			
# s4gq7f: Work underground			
Information		[Type= discrete] [Format=numeric] [Range= 1-2] [Missing=*]	
Statistics [NW/ W]		[Valid=36367 /-] [Invalid=123320 /-]	
Value	Label	Cases	Percentage
1	Yes	143	0.4%
2	No	36224	99.6%
Sysmiss		123320	
<i>Warning: these figures indicate the number of cases found in the data file. They cannot be interpreted as summary statistics of the population of interest.</i>			
# s4gq7g: Work at heights			
Information		[Type= discrete] [Format=numeric] [Range= 1-2] [Missing=*]	
Statistics [NW/ W]		[Valid=36367 /-] [Invalid=123320 /-]	
Value	Label	Cases	Percentage
1	Yes	725	2.0%
2	No	35642	98.0%
Sysmiss		123320	
<i>Warning: these figures indicate the number of cases found in the data file. They cannot be interpreted as summary statistics of the population of interest.</i>			
# s4gq7h: Work in water/lake/pond/river			
Information		[Type= discrete] [Format=numeric] [Range= 1-2] [Missing=*]	
Statistics [NW/ W]		[Valid=36367 /-] [Invalid=123320 /-]	
Value	Label	Cases	Percentage
1	Yes	570	1.6%
2	No	35797	98.4%
Sysmiss		123320	
<i>Warning: these figures indicate the number of cases found in the data file. They cannot be interpreted as summary statistics of the population of interest.</i>			
# s4gq7i: Workplace too dark or confined			
Information		[Type= discrete] [Format=numeric] [Range= 1-2] [Missing=*]	
Statistics [NW/ W]		[Valid=36367 /-] [Invalid=123320 /-]	
Value	Label	Cases	Percentage
1	Yes	120	0.3%
2	No	36247	99.7%
Sysmiss		123320	
<i>Warning: these figures indicate the number of cases found in the data file. They cannot be interpreted as summary statistics of the population of interest.</i>			
# s4gq7j: Insufficient ventilation			
Information		[Type= discrete] [Format=numeric] [Range= 1-2] [Missing=*]	
Statistics [NW/ W]		[Valid=36367 /-] [Invalid=123320 /-]	

# s4gq7j: Insufficient ventilation			
Value	Label	Cases	Percentage
1	Yes	163	0.4%
2	No	36204	99.6%
Sysmiss		123320	
<i>Warning: these figures indicate the number of cases found in the data file. They cannot be interpreted as summary statistics of the population of interest.</i>			
# s4gq7k: Chemicals (pesticides, glues, etc.)			
Information	[Type= discrete] [Format=numeric] [Range= 1-2] [Missing=*]		
Statistics [NW/ W]	[Valid=36367 /-] [Invalid=123320 /-]		
Value	Label	Cases	Percentage
1	Yes	4376	12.0%
2	No	31991	88.0%
Sysmiss		123320	
<i>Warning: these figures indicate the number of cases found in the data file. They cannot be interpreted as summary statistics of the population of interest.</i>			
# s4gq7l: Explosives			
Information	[Type= discrete] [Format=numeric] [Range= 1-2] [Missing=*]		
Statistics [NW/ W]	[Valid=36367 /-] [Invalid=123320 /-]		
Value	Label	Cases	Percentage
1	Yes	376	1.0%
2	No	35991	99.0%
Sysmiss		123320	
<i>Warning: these figures indicate the number of cases found in the data file. They cannot be interpreted as summary statistics of the population of interest.</i>			
# s4gq7m: Narcotic drugs			
Information	[Type= discrete] [Format=numeric] [Range= 1-2] [Missing=*]		
Statistics [NW/ W]	[Valid=36367 /-] [Invalid=123320 /-]		
Value	Label	Cases	Percentage
1	Yes	108	0.3%
2	No	36259	99.7%
Sysmiss		123320	
<i>Warning: these figures indicate the number of cases found in the data file. They cannot be interpreted as summary statistics of the population of interest.</i>			
# s4gq7n: Arms (guns)			
Information	[Type= discrete] [Format=numeric] [Range= 1-2] [Missing=*]		
Statistics [NW/ W]	[Valid=36365 /-] [Invalid=123322 /-]		
Value	Label	Cases	Percentage
1	Yes	152	0.4%
2	No	36213	99.6%
Sysmiss		123322	
<i>Warning: these figures indicate the number of cases found in the data file. They cannot be interpreted as summary statistics of the population of interest.</i>			
# s4gq7o: Other things, processes or conditions bad for your health or safety specify			
Information	[Type= discrete] [Format=numeric] [Range= 1-2] [Missing=*]		
Statistics [NW/ W]	[Valid=36365 /-] [Invalid=123322 /-]		
Value	Label	Cases	Percentage
1	Yes	13	0.0%

# s4gq7o: Other things, processes or conditions bad for your health or safety specify			
Value	Label	Cases	Percentage
2	No	36352	100.0%
Systemmiss		123322	
<i>Warning: these figures indicate the number of cases found in the data file. They cannot be interpreted as summary statistics of the population of interest.</i>			
# s4gq7oo: Other Specify			
Information	[Type= discrete] [Format=character] [Missing=*]		
Statistics [NW/ W]	[Valid=15 /-] [Invalid=0 /-]		
Value	Label	Cases	Percentage
0		1	6.7%
AUTOMOTIVE FUEL		1	6.7%
BAD ROADS , POTHOLES		1	6.7%
BAD WEATHER CONDITIONS		1	6.7%
DANGEROUS HEALTH CONDITIONS		1	6.7%
DISEASES AND ILLNESSES ETC		1	6.7%
H		1	6.7%
INFECTIONS		1	6.7%
MOVING VEHICLES		1	6.7%
SMOKE		1	6.7%
SMOKE FROM FIREWOOD		1	6.7%
SUN		2	13.3%
VIRAL DISEASES		1	6.7%
WASTE SUBSTANCES		1	6.7%
<i>Warning: these figures indicate the number of cases found in the data file. They cannot be interpreted as summary statistics of the population of interest.</i>			
# s4gq8a: Constantly shouted at			
Information	[Type= discrete] [Format=numeric] [Range= 1-2] [Missing=*]		
Statistics [NW/ W]	[Valid=36365 /-] [Invalid=123322 /-]		
Value	Label	Cases	Percentage
1	Yes	523	1.4%
2	No	35842	98.6%
Systemmiss		123322	
<i>Warning: these figures indicate the number of cases found in the data file. They cannot be interpreted as summary statistics of the population of interest.</i>			
# s4gq8b: Repeatedly insulted			
Information	[Type= discrete] [Format=numeric] [Range= 1-2] [Missing=*]		
Statistics [NW/ W]	[Valid=36365 /-] [Invalid=123322 /-]		

s4gq8b: Repeatedly insulted

Value	Label	Cases	Percentage
1	Yes	374	1.0%
2	No	35991	99.0%
Sysmiss		123322	

Warning: these figures indicate the number of cases found in the data file. They cannot be interpreted as summary statistics of the population of interest.

# s4gq8c: Beaten /physically hurt			
Information	[Type= discrete] [Format=numeric] [Range= 1-2] [Missing=*]		
Statistics [NW/ W]	[Valid=36364 /-] [Invalid=123323 /-]		
Value	Label	Cases	Percentage
1	Yes	322	0.9%
2	No	36042	99.1%
Sysmiss		123323	
<i>Warning: these figures indicate the number of cases found in the data file. They cannot be interpreted as summary statistics of the population of interest.</i>			
# s4gq8d: Sexually harassed (touched or done things to NAME that NAME did not want)			
Information	[Type= discrete] [Format=numeric] [Range= 1-2] [Missing=*]		
Statistics [NW/ W]	[Valid=36364 /-] [Invalid=123323 /-]		
Value	Label	Cases	Percentage
1	Yes	115	0.3%
2	No	36249	99.7%
Sysmiss		123323	
<i>Warning: these figures indicate the number of cases found in the data file. They cannot be interpreted as summary statistics of the population of interest.</i>			
# s4gq8e: Other specify			
Information	[Type= discrete] [Format=numeric] [Range= 1-2] [Missing=*]		
Statistics [NW/ W]	[Valid=36364 /-] [Invalid=123323 /-]		
Value	Label	Cases	Percentage
1	Yes	4	0.0%
2	No	36360	100.0%
Sysmiss		123323	
<i>Warning: these figures indicate the number of cases found in the data file. They cannot be interpreted as summary statistics of the population of interest.</i>			
# s4gq8eo: other specify			
Information	[Type= discrete] [Format=character] [Missing=*]		
Statistics [NW/ W]	[Valid=4 /-] [Invalid=0 /-]		
Value	Label	Cases	Percentage
0		1	25.0%
CREDITORS DELAYANCE IN PAYMENT OF DEBTS		1	25.0%
THEIF OF MACHINES		1	25.0%
UNDERPAID		1	25.0%
<i>Warning: these figures indicate the number of cases found in the data file. They cannot be interpreted as summary statistics of the population of interest.</i>			
# s4gq9a: Posting of safety signages or warnings			
Information	[Type= discrete] [Format=numeric] [Range= 1-3] [Missing=*]		
Statistics [NW/ W]	[Valid=36363 /-] [Invalid=123324 /-]		
Value	Label	Cases	Percentage
1	Yes	2559	7.0%
2	No	31749	87.3%
3	Don't Know	2055	5.7%
Sysmiss		123324	

# s4gq9a: Posting of safety signages or warnings			
<i>Warning: these figures indicate the number of cases found in the data file. They cannot be interpreted as summary statistics of the population of interest.</i>			
# s4gq9b: Workers? orientation on safety and health hazards at work			
Information	[Type= discrete] [Format=numeric] [Range= 1-3] [Missing=*]		
Statistics [NW/ W]	[Valid=36363 /-] [Invalid=123324 /-]		
Value	Label	Cases	Percentage
1	Yes	2321	6.4%
2	No	31835	87.5%
3	Don't Know	2207	6.1%
Sysmiss		123324	
<i>Warning: these figures indicate the number of cases found in the data file. They cannot be interpreted as summary statistics of the population of interest.</i>			
# s4gq9c: Installation of machine guards on moving parts/equipment			
Information	[Type= discrete] [Format=numeric] [Range= 1-3] [Missing=*]		
Statistics [NW/ W]	[Valid=36363 /-] [Invalid=123324 /-]		
Value	Label	Cases	Percentage
1	Yes	1095	3.0%
2	No	33015	90.8%
3	Don't Know	2253	6.2%
Sysmiss		123324	
<i>Warning: these figures indicate the number of cases found in the data file. They cannot be interpreted as summary statistics of the population of interest.</i>			
# s4gq9d: Emergency preparedness and response activities for earthquake, fire, chemical sp			
Information	[Type= discrete] [Format=numeric] [Range= 1-3] [Missing=*]		
Statistics [NW/ W]	[Valid=36363 /-] [Invalid=123324 /-]		
Value	Label	Cases	Percentage
1	Yes	1484	4.1%
2	No	32653	89.8%
3	Don't Know	2226	6.1%
Sysmiss		123324	
<i>Warning: these figures indicate the number of cases found in the data file. They cannot be interpreted as summary statistics of the population of interest.</i>			
# s4gq9e: Regular monitoring and control of hazards such as chemicals, noise and heat in w			
Information	[Type= discrete] [Format=numeric] [Range= 1-3] [Missing=*]		
Statistics [NW/ W]	[Valid=36362 /-] [Invalid=123325 /-]		
Value	Label	Cases	Percentage
1	Yes	1261	3.5%
2	No	32816	90.2%
3	Don't Know	2285	6.3%
Sysmiss		123325	
<i>Warning: these figures indicate the number of cases found in the data file. They cannot be interpreted as summary statistics of the population of interest.</i>			
# s4gq9f: Submission of required reports on illnesses/injuries to MELR			
Information	[Type= discrete] [Format=numeric] [Range= 1-3] [Missing=*]		
Statistics [NW/ W]	[Valid=36362 /-] [Invalid=123325 /-]		
Value	Label	Cases	Percentage
1	Yes	1033	2.8%
2	No	32736	90.0%

# s4gq9f: Submission of required reports on illnesses/injuries to MELR			
Value	Label	Cases	Percentage
3	Don't Know	2593	7.1%
Sysmiss		123325	
<i>Warning: these figures indicate the number of cases found in the data file. They cannot be interpreted as summary statistics of the population of interest.</i>			
# s4gq9g: Trainings on safety and health for officers and workers			
Information	[Type= discrete] [Format=numeric] [Range= 1-3] [Missing=*]		
Statistics [NW/ W]	[Valid=36362 /-] [Invalid=123325 /-]		
Value	Label	Cases	Percentage
1	Yes	1651	4.5%
2	No	32510	89.4%
3	Don't Know	2201	6.1%
Sysmiss		123325	
<i>Warning: these figures indicate the number of cases found in the data file. They cannot be interpreted as summary statistics of the population of interest.</i>			
# s4gq9h: Smoke-free workplace			
Information	[Type= discrete] [Format=numeric] [Range= 1-3] [Missing=*]		
Statistics [NW/ W]	[Valid=36362 /-] [Invalid=123325 /-]		
Value	Label	Cases	Percentage
1	Yes	2082	5.7%
2	No	32108	88.3%
3	Don't Know	2172	6.0%
Sysmiss		123325	
<i>Warning: these figures indicate the number of cases found in the data file. They cannot be interpreted as summary statistics of the population of interest.</i>			
# s4gq9i: Periodic/annual medical exam of workers			
Information	[Type= discrete] [Format=numeric] [Range= 1-3] [Missing=*]		
Statistics [NW/ W]	[Valid=36362 /-] [Invalid=123325 /-]		
Value	Label	Cases	Percentage
1	Yes	979	2.7%
2	No	33157	91.2%
3	Don't Know	2226	6.1%
Sysmiss		123325	
<i>Warning: these figures indicate the number of cases found in the data file. They cannot be interpreted as summary statistics of the population of interest.</i>			
# s4gq9j: Periodic/annual medical exam for workers			
Information	[Type= discrete] [Format=numeric] [Range= 1-3] [Missing=*]		
Statistics [NW/ W]	[Valid=36362 /-] [Invalid=123325 /-]		
Value	Label	Cases	Percentage
1	Yes	961	2.6%
2	No	33188	91.3%
3	Don't Know	2213	6.1%
Sysmiss		123325	
<i>Warning: these figures indicate the number of cases found in the data file. They cannot be interpreted as summary statistics of the population of interest.</i>			
# s4gq9k: Provision of appropriate personal protective equipment (PPE) such as respirators			
Information	[Type= discrete] [Format=numeric] [Range= 1-3] [Missing=*]		
Statistics [NW/ W]	[Valid=36362 /-] [Invalid=123325 /-]		

s4gq9k: Provision of appropriate personal protective equipment (PPE) such as respirators

Value	Label	Cases	Percentage
1	Yes	1954	5.4%
2	No	32295	88.8%
3	Don't Know	2113	5.8%
Sysmiss		123325	

Warning: these figures indicate the number of cases found in the data file. They cannot be interpreted as summary statistics of the population of interest.

s4gq9l: Provision of COVID-19 related PPEs

Information	[Type= discrete] [Format=numeric] [Range= 1-3] [Missing=*]
Statistics [NW/ W]	[Valid=36362 /-] [Invalid=123325 /-]

Value	Label	Cases	Percentage
1	Yes	3160	8.7%
2	No	31184	85.8%
3	Don't Know	2018	5.5%
Sysmiss		123325	

Warning: these figures indicate the number of cases found in the data file. They cannot be interpreted as summary statistics of the population of interest.

s4gq9m: HIV and AIDS education in the workplace

Information	[Type= discrete] [Format=numeric] [Range= 1-3] [Missing=*]
Statistics [NW/ W]	[Valid=36362 /-] [Invalid=123325 /-]

Value	Label	Cases	Percentage
1	Yes	1422	3.9%
2	No	32720	90.0%
3	Don't Know	2220	6.1%
Sysmiss		123325	

Warning: these figures indicate the number of cases found in the data file. They cannot be interpreted as summary statistics of the population of interest.

s4gq9n: Hepatitis B education in the workplace

Information	[Type= discrete] [Format=numeric] [Range= 1-3] [Missing=*]
Statistics [NW/ W]	[Valid=36361 /-] [Invalid=123326 /-]

Value	Label	Cases	Percentage
1	Yes	1273	3.5%
2	No	32728	90.0%
3	Don't Know	2360	6.5%
Sysmiss		123326	

Warning: these figures indicate the number of cases found in the data file. They cannot be interpreted as summary statistics of the population of interest.

s4gq9o: Other (specify)

Information	[Type= discrete] [Format=numeric] [Range= 1-3] [Missing=*]
Statistics [NW/ W]	[Valid=36361 /-] [Invalid=123326 /-]

Value	Label	Cases	Percentage
1	Yes	22	0.1%
2	No	32963	90.7%
3	Don't Know	3376	9.3%
Sysmiss		123326	

Warning: these figures indicate the number of cases found in the data file. They cannot be interpreted as summary statistics of the population of interest.

# s4gq900: Other (specify)			
Information		[Type= discrete] [Format=character] [Missing=*]	
Statistics [NW/ W]		[Valid=23 /-] [Invalid=0 /-]	
Value	Label	Cases	Percentage
0		3	13.0%
1		10	43.5%
FIRST AID TRAINING		1	4.3%
NONE		6	26.1%
NOTHING		1	4.3%
ORIENTATION ON AND AGAINST HUMAN RIGHTS AND DISCRIMINATION RESPECTIVELY		1	4.3%
YELLOW FEVER		1	4.3%
<i>Warning: these figures indicate the number of cases found in the data file. They cannot be interpreted as summary statistics of the population of interest.</i>			
# s4gq10a: Hearing Conservation Program			
Information		[Type= discrete] [Format=numeric] [Range= 1-3] [Missing=*]	
Statistics [NW/ W]		[Valid=39854 /-] [Invalid=119833 /-]	
Value	Label	Cases	Percentage
1	Yes	679	1.7%
2	No	36550	91.7%
3	Don't Know	2625	6.6%
Sysmiss		119833	
<i>Warning: these figures indicate the number of cases found in the data file. They cannot be interpreted as summary statistics of the population of interest.</i>			
# s4gq10b: Monitoring/Surveillance of Occupational and Work-Related Injuries and Illnesses			
Information		[Type= discrete] [Format=numeric] [Range= 1-3] [Missing=*]	
Statistics [NW/ W]		[Valid=39854 /-] [Invalid=119833 /-]	
Value	Label	Cases	Percentage
1	Yes	892	2.2%
2	No	36354	91.2%
3	Don't Know	2608	6.5%
Sysmiss		119833	
<i>Warning: these figures indicate the number of cases found in the data file. They cannot be interpreted as summary statistics of the population of interest.</i>			
# s4gq10c: Healthy Lifestyle Program such as smoking cessation			
Information		[Type= discrete] [Format=numeric] [Range= 1-3] [Missing=*]	
Statistics [NW/ W]		[Valid=39854 /-] [Invalid=119833 /-]	
Value	Label	Cases	Percentage
1	Yes	995	2.5%
2	No	36282	91.0%
3	Don't Know	2577	6.5%
Sysmiss		119833	
<i>Warning: these figures indicate the number of cases found in the data file. They cannot be interpreted as summary statistics of the population of interest.</i>			

# s4gq10d: Regular physical exercise			
Information		[Type= discrete] [Format=numeric] [Range= 1-3] [Missing=*]	
Statistics [NW/ W]		[Valid=39854 /-] [Invalid=119833 /-]	
Value	Label	Cases	Percentage
1	Yes	1333	3.3%
2	No	36076	90.5%
3	Don't Know	2445	6.1%
Sysmiss		119833	
<i>Warning: these figures indicate the number of cases found in the data file. They cannot be interpreted as summary statistics of the population of interest.</i>			
# s4gq10e: Good nutrition and stress management			
Information		[Type= discrete] [Format=numeric] [Range= 1-3] [Missing=*]	
Statistics [NW/ W]		[Valid=39854 /-] [Invalid=119833 /-]	
Value	Label	Cases	Percentage
1	Yes	1238	3.1%
2	No	36148	90.7%
3	Don't Know	2468	6.2%
Sysmiss		119833	
<i>Warning: these figures indicate the number of cases found in the data file. They cannot be interpreted as summary statistics of the population of interest.</i>			
# s4gq10f: Policy on non-discrimination of workers who have/had Pulmonary Tuberculosis (PTB)			
Information		[Type= discrete] [Format=numeric] [Range= 1-3] [Missing=*]	
Statistics [NW/ W]		[Valid=39854 /-] [Invalid=119833 /-]	
Value	Label	Cases	Percentage
1	Yes	894	2.2%
2	No	36247	90.9%
3	Don't Know	2713	6.8%
Sysmiss		119833	
<i>Warning: these figures indicate the number of cases found in the data file. They cannot be interpreted as summary statistics of the population of interest.</i>			
# s4gq10g: Policy on non-discrimination of workers confirmed/suspected/perceived to have HI			
Information		[Type= discrete] [Format=numeric] [Range= 1-3] [Missing=*]	
Statistics [NW/ W]		[Valid=39854 /-] [Invalid=119833 /-]	
Value	Label	Cases	Percentage
1	Yes	1036	2.6%
2	No	36158	90.7%
3	Don't Know	2660	6.7%
Sysmiss		119833	
<i>Warning: these figures indicate the number of cases found in the data file. They cannot be interpreted as summary statistics of the population of interest.</i>			
# s4gq10h: Policy on non-discrimination of migrant workers in particular women			
Information		[Type= discrete] [Format=numeric] [Range= 1-3] [Missing=*]	
Statistics [NW/ W]		[Valid=39854 /-] [Invalid=119833 /-]	
Value	Label	Cases	Percentage
1	Yes	913	2.3%
2	No	36251	91.0%
3	Don't Know	2690	6.7%
Sysmiss		119833	

# s4gq10h: Policy on non-discrimination of migrant workers in particular women			
<i>Warning: these figures indicate the number of cases found in the data file. They cannot be interpreted as summary statistics of the population of interest.</i>			
# s4gq10i: Policy on non-discrimination of workers confirmed/suspected/perceived to have He			
Information	[Type= discrete] [Format=numeric] [Range= 1-3] [Missing=*]		
Statistics [NW/ W]	[Valid=39854 /-] [Invalid=119833 /-]		
Value	Label	Cases	Percentage
1	Yes	894	2.2%
2	No	36268	91.0%
3	Don't Know	2692	6.8%
Sysmiss		119833	
<i>Warning: these figures indicate the number of cases found in the data file. They cannot be interpreted as summary statistics of the population of interest.</i>			
# s4gq10j: Anti-Sexual Harassment Program h. HIV and AIDS Prevention and Control Policy			
Information	[Type= discrete] [Format=numeric] [Range= 1-3] [Missing=*]		
Statistics [NW/ W]	[Valid=39854 /-] [Invalid=119833 /-]		
Value	Label	Cases	Percentage
1	Yes	1122	2.8%
2	No	36131	90.7%
3	Don't Know	2601	6.5%
Sysmiss		119833	
<i>Warning: these figures indicate the number of cases found in the data file. They cannot be interpreted as summary statistics of the population of interest.</i>			
# s4gq10k: Program Indoor Air Quality Program			
Information	[Type= discrete] [Format=numeric] [Range= 1-3] [Missing=*]		
Statistics [NW/ W]	[Valid=39854 /-] [Invalid=119833 /-]		
Value	Label	Cases	Percentage
1	Yes	612	1.5%
2	No	36440	91.4%
3	Don't Know	2802	7.0%
Sysmiss		119833	
<i>Warning: these figures indicate the number of cases found in the data file. They cannot be interpreted as summary statistics of the population of interest.</i>			
# s4gq10l: Fire Prevention and Control Program			
Information	[Type= discrete] [Format=numeric] [Range= 1-3] [Missing=*]		
Statistics [NW/ W]	[Valid=39854 /-] [Invalid=119833 /-]		
Value	Label	Cases	Percentage
1	Yes	1164	2.9%
2	No	36134	90.7%
3	Don't Know	2556	6.4%
Sysmiss		119833	
<i>Warning: these figures indicate the number of cases found in the data file. They cannot be interpreted as summary statistics of the population of interest.</i>			
# s4gq10m: Chemical Safety Program such as provision of Globally Harmonized System (GHS) Ia			
Information	[Type= discrete] [Format=numeric] [Range= 1-3] [Missing=*]		
Statistics [NW/ W]	[Valid=39854 /-] [Invalid=119833 /-]		
Value	Label	Cases	Percentage
1	Yes	646	1.6%
2	No	36460	91.5%

s4gq10m: Chemical Safety Program such as provision of Globally Harmonized System (GHS) Ia

Value	Label	Cases	Percentage
3	Don't Know	2748	6.9%
Sysmiss		119833	

Warning: these figures indicate the number of cases found in the data file. They cannot be interpreted as summary statistics of the population of interest.

s4gq10n: Other (specify)

Information	[Type= discrete] [Format=numeric] [Range= 1-3] [Missing=*]
Statistics [NW/ W]	[Valid=39854 /-] [Invalid=119833 /-]

Value	Label	Cases	Percentage
1	Yes	28	0.1%
2	No	36173	90.8%
3	Don't Know	3653	9.2%
Sysmiss		119833	

Warning: these figures indicate the number of cases found in the data file. They cannot be interpreted as summary statistics of the population of interest.

s4gq10no: Other (specify)

Information	[Type= discrete] [Format=character] [Missing=*]
Statistics [NW/ W]	[Valid=30 /-] [Invalid=0 /-]

Value	Label	Cases	Percentage
0		4	13.3%
1		9	30.0%
2		2	6.7%
ENVIRONMENT PROTECTION		1	3.3%
NONE		9	30.0%
NOTHING		2	6.7%
O		2	6.7%
Y		1	3.3%

Warning: these figures indicate the number of cases found in the data file. They cannot be interpreted as summary statistics of the population of interest.

s4gq11: Which of the following designated health and safety personnel does your employer

Information	[Type= discrete] [Format=character] [Missing=*]
Statistics [NW/ W]	[Valid=39761 /-] [Invalid=0 /-]

Value	Label	Cases	Percentage
A		592	1.5%
AB		56	0.1%
ABC		35	0.1%
ABCD		11	0.0%
ABCDE		8	0.0%
ABCDEF		64	0.2%
ABCDEFG		1	0.0%
ABCDF		30	0.1%
ABCE		6	0.0%
ABCEF		19	0.0%
ABCF		26	0.1%
ABCFG		1	0.0%
ABD		6	0.0%

s4gq11: Which of the following designated health and safety personnel does your employer

Value	Label	Cases	Percentage
ABDE		1	0.0%
ABDEF		2	0.0%
ABDF		8	0.0%
ABE		2	0.0%
ABEF		12	0.0%
ABF		49	0.1%
AC		11	0.0%
ACD		1	0.0%
ACDEF		1	0.0%
ACE		3	0.0%
ACEF		6	0.0%
ACF		17	0.0%
AD		1	0.0%
ADEF		3	0.0%
ADF		4	0.0%
AE		2	0.0%
AEF		16	0.0%
AEFG		1	0.0%
AF		185	0.5%
AG		1	0.0%
B		167	0.4%
BC		15	0.0%
BCD		4	0.0%
BCDE		2	0.0%
BCDEF		2	0.0%
BCDF		7	0.0%
BCEF		1	0.0%
BCF		7	0.0%
BD		2	0.0%
BDE		1	0.0%
BE		1	0.0%
BF		10	0.0%
C		27	0.1%
CD		1	0.0%
CDF		1	0.0%
CE		1	0.0%
CEF		2	0.0%
CF		14	0.0%
DF		1	0.0%
E		7	0.0%
EF		3	0.0%
F		229	0.6%
G		16	0.0%
H		38059	95.7%

Warning: these figures indicate the number of cases found in the data file. They cannot be interpreted as summary statistics of the population of interest.

# s4gq11o: Other specify			
Information		[Type= discrete] [Format=character] [Missing=*]	
Statistics [NW/ W]		[Valid=27 /-] [Invalid=0 /-]	
Value	Label	Cases	Percentage
A DEDICATED TEACHER NOT TRAINED BUT IS THE FIRST AIDER		2	7.4%
CLINIC		3	11.1%
CONSULTANT		1	3.7%
DO NOT KNOW		2	7.4%
DON'T KNOW		3	11.1%
DONT KNOW		2	7.4%
ENVIRONMENT PROTECTION MANAGER		1	3.7%
FIRE ATTENDANCE		2	7.4%
FIRST AID BOX		1	3.7%
HEALTH FACILITY		1	3.7%
HOSPITALS		2	7.4%
NOT SURE		1	3.7%
PHARMACIST		1	3.7%
SCHOOL HEALTH EDUCATION COORDINATOR		2	7.4%
SHED COORDINATOR		1	3.7%
VOLUNTEER AT WORK PLACE AS FIRST AIDER		2	7.4%
<i>Warning: these figures indicate the number of cases found in the data file. They cannot be interpreted as summary statistics of the population of interest.</i>			
# s4gq12a: Is your safety officer accredited by the MELR?			
Information		[Type= discrete] [Format=numeric] [Range= 1-3] [Missing=*]	
Statistics [NW/ W]		[Valid=1447 /-] [Invalid=158240 /-]	
Value	Label	Cases	Percentage
1	Yes	836	57.8%
2	No	194	13.4%
3	Don't know	417	28.8%
Sysmiss		158240	
<i>Warning: these figures indicate the number of cases found in the data file. They cannot be interpreted as summary statistics of the population of interest.</i>			
# s4gq12b: Is your safety officer accredited by the MELR?			
Information		[Type= discrete] [Format=numeric] [Range= 1-3] [Missing=*]	
Statistics [NW/ W]		[Valid=662 /-] [Invalid=159025 /-]	

# s4gq12b: Is your safety officer accredited by the MELR?			
Value	Label	Cases	Percentage
1	Yes	558	84.3%
2	No	9	1.4%
3	Don't know	95	14.4%
Sysmiss		159025	
<i>Warning: these figures indicate the number of cases found in the data file. They cannot be interpreted as summary statistics of the population of interest.</i>			
# s4gq12c: Is your safety officer accredited by the MELR?			
Information	[Type= discrete] [Format=numeric] [Range= 1-3] [Missing=*]		
Statistics [NW/ W]	[Valid=399 /-] [Invalid=159288 /-]		
Value	Label	Cases	Percentage
1	Yes	351	88.0%
2	No	5	1.3%
3	Don't know	43	10.8%
Sysmiss		159288	
<i>Warning: these figures indicate the number of cases found in the data file. They cannot be interpreted as summary statistics of the population of interest.</i>			
# s4gq12d: Is your safety officer accredited by the MELR?			
Information	[Type= discrete] [Format=numeric] [Range= 1-3] [Missing=*]		
Statistics [NW/ W]	[Valid=201 /-] [Invalid=159486 /-]		
Value	Label	Cases	Percentage
1	Yes	177	88.1%
2	No	4	2.0%
3	Don't know	20	10.0%
Sysmiss		159486	
<i>Warning: these figures indicate the number of cases found in the data file. They cannot be interpreted as summary statistics of the population of interest.</i>			
# s4gq12e: Is your safety officer accredited by the MELR?			
Information	[Type= discrete] [Format=numeric] [Range= 1-3] [Missing=*]		
Statistics [NW/ W]	[Valid=214 /-] [Invalid=159473 /-]		
Value	Label	Cases	Percentage
1	Yes	185	86.4%
2	No	2	0.9%
3	Don't know	27	12.6%
Sysmiss		159473	
<i>Warning: these figures indicate the number of cases found in the data file. They cannot be interpreted as summary statistics of the population of interest.</i>			
# s4gq12f: Is your safety officer accredited by the MELR?			
Information	[Type= discrete] [Format=numeric] [Range= 1-3] [Missing=*]		
Statistics [NW/ W]	[Valid=871 /-] [Invalid=158816 /-]		
Value	Label	Cases	Percentage
1	Yes	551	63.3%
2	No	45	5.2%
3	Don't know	275	31.6%
Sysmiss		158816	
<i>Warning: these figures indicate the number of cases found in the data file. They cannot be interpreted as summary statistics of the population of interest.</i>			

# s4gq12g: Is your safety officer accredited by the MELR?			
Information	[Type= discrete] [Format=numeric] [Range= 1-3] [Missing=*]		
Statistics [NW/ W]	[Valid=27 /-] [Invalid=159660 /-]		
Value	Label	Cases	Percentage
1	Yes	6	22.2%
2	No	8	29.6%
3	Don't know	13	48.1%
Sysmiss		159660	
<i>Warning: these figures indicate the number of cases found in the data file. They cannot be interpreted as summary statistics of the population of interest.</i>			
# s4gq13a: Freedom of association			
Information	[Type= discrete] [Format=numeric] [Range= 1-3] [Missing=*]		
Statistics [NW/ W]	[Valid=39850 /-] [Invalid=119837 /-]		
Value	Label	Cases	Percentage
1	Yes	10970	27.5%
2	No	21641	54.3%
3	Don't Know	7239	18.2%
Sysmiss		119837	
<i>Warning: these figures indicate the number of cases found in the data file. They cannot be interpreted as summary statistics of the population of interest.</i>			
# s4gq13b: Effective recognition of the rights to collective bargaining			
Information	[Type= discrete] [Format=numeric] [Range= 1-3] [Missing=*]		
Statistics [NW/ W]	[Valid=39850 /-] [Invalid=119837 /-]		
Value	Label	Cases	Percentage
1	Yes	7565	19.0%
2	No	24175	60.7%
3	Don't Know	8110	20.4%
Sysmiss		119837	
<i>Warning: these figures indicate the number of cases found in the data file. They cannot be interpreted as summary statistics of the population of interest.</i>			
# s4gq13c: Minimum wage salary			
Information	[Type= discrete] [Format=numeric] [Range= 1-3] [Missing=*]		
Statistics [NW/ W]	[Valid=39850 /-] [Invalid=119837 /-]		
Value	Label	Cases	Percentage
1	Yes	7302	18.3%
2	No	24562	61.6%
3	Don't Know	7986	20.0%
Sysmiss		119837	
<i>Warning: these figures indicate the number of cases found in the data file. They cannot be interpreted as summary statistics of the population of interest.</i>			
# s4gq13d: Elimination of discrimination in respect of employment and occupation			
Information	[Type= discrete] [Format=numeric] [Range= 1-3] [Missing=*]		
Statistics [NW/ W]	[Valid=39850 /-] [Invalid=119837 /-]		
Value	Label	Cases	Percentage
1	Yes	6083	15.3%
2	No	25415	63.8%
3	Don't Know	8352	21.0%
Sysmiss		119837	

s4gq13d: Elimination of discrimination in respect of employment and occupation

Warning: these figures indicate the number of cases found in the data file. They cannot be interpreted as summary statistics of the population of interest.

s4gq13e: Other (specify)

Information [Type= discrete] [Format=numeric] [Range= 1-3] [Missing=*]

Statistics [NW/ W] [Valid=39850 /-] [Invalid=119837 /-]

Value	Label	Cases	Percentage
1	Yes	57	0.1%
2	No	30876	77.5%
3	Don't Know	8917	22.4%
Sysmiss		119837	

Warning: these figures indicate the number of cases found in the data file. They cannot be interpreted as summary statistics of the population of interest.

s4gq13eo: Other (specify)

Information [Type= discrete] [Format=character] [Missing=*]

Statistics [NW/ W] [Valid=67 /-] [Invalid=0 /-]

Value	Label	Cases	Percentage
0		11	16.4%
1		8	11.9%
2		1	1.5%
	AGAINST THE LAW TO ENGAGE CHILDREN UNDER AGE TO WORK	1	1.5%
	CHILD LABOUR LAW PROTECTION	1	1.5%
	DO NOT PUT PANIC AND FEAR IN SOMEONE	1	1.5%
	ELIMINATION OF HARISEMENT	1	1.5%
	FREEDOM OF MOVEMENT	2	3.0%
	FREEDOM OF SPEECH	2	3.0%
	FREEDOM OF TO OWN LIFE	2	3.0%
	FREEDOM OF WORSHIP	1	1.5%
	GRANTING OF MATERNITY LEAVE FOR PREGNANT WOMEN	2	3.0%
	HHH	1	1.5%
	NO	2	3.0%
	NONE	21	31.3%
	NOT TO USE CHILDREN	2	3.0%

s4gq13eo: Other (specify)

Value	Label	Cases	Percentage
UNDER AGE TO WORK			
O		2	3.0%
RIGHT PRACTICE ANY RELIGION, RIGHT AGAINST DISCRIMINATIC AND INHUMAN TREATMENT		1	1.5%
RIGHT TO BE PROMOTION		2	3.0%
THEY ARE NOT IN MY AREA OF OPERATING.		1	1.5%
TWO TEACHERS CANNOT MARRY WHILE TEACHING IN THE SAME SCHOOL		1	1.5%
YES		1	1.5%

Warning: these figures indicate the number of cases found in the data file. They cannot be interpreted as summary statistics of the population of interest.

# s4gq14: In your opinion do you think these laws are enforced/implemented by the agencies			
Information	[Type= discrete] [Format=numeric] [Range= 1-3] [Missing=*]		
Statistics [NW/ W]	[Valid=39850 /-] [Invalid=119837 /-]		
Value	Label	Cases	Percentage
1	Yes	5363	13.5%
2	No	16776	42.1%
3	Don't Know	17711	44.4%
Sysmiss		119837	
<i>Warning: these figures indicate the number of cases found in the data file. They cannot be interpreted as summary statistics of the population of interest.</i>			
# s2aq7n: RECODE of s2aq7 (Is the school (Name) attending Private or Public?)			
Information	[Type= discrete] [Format=numeric] [Range= 1-2] [Missing=*]		
Statistics [NW/ W]	[Valid=57386 /-] [Invalid=102301 /-]		
Value	Label	Cases	Percentage
1	Public	42002	73.2%
2	Private	15384	26.8%
Sysmiss		102301	
<i>Warning: these figures indicate the number of cases found in the data file. They cannot be interpreted as summary statistics of the population of interest.</i>			
# s4aq60x: Who in your household mainly decides on the use of this payment?			
Information	[Type= discrete] [Format=numeric] [Range= 1-15] [Missing=*]		
Statistics [NW/ W]	[Valid=3741 /-] [Invalid=155946 /-] [Mean=1.696 /-] [StdDev=1.352 /-]		
Value	Label	Cases	Percentage
1		2434	65.1%
2		678	18.1%
3		355	9.5%
4		126	3.4%
5		58	1.6%
6		32	0.9%
7		22	0.6%
8		18	0.5%
9		4	0.1%
10		2	0.1%
11		6	0.2%
12		1	0.0%
13		1	0.0%
14		2	0.1%
15		2	0.1%
Sysmiss		155946	
<i>Warning: these figures indicate the number of cases found in the data file. They cannot be interpreted as summary statistics of the population of interest.</i>			
# s4bq16_others: Other Specify			
Information	[Type= discrete] [Format=character] [Missing=*]		
Statistics [NW/ W]	[Valid=0 /-] [Invalid=0 /-]		
# s1ba2b: In what District was name born			
Information	[Type= discrete] [Format=numeric] [Range= 101-8888] [Missing=*]		
Statistics [NW/ W]	[Valid=15190 /-] [Invalid=144497 /-]		

s1ba2b: In what District was name born

Value	Label	Cases	Percentage
101	JOMORO MUNICIPAL (HALF-ASSINI)	53	0.3%
102	ELLEMBELLE (NKROFUL)	33	0.2%
103	NZEMA EAST MUNICIPAL (AXIM)	57	0.4%
104	AHANTA WEST MUNICIPAL (AGONA NKWANTA)	70	0.5%
105	EFFIA KWESIMINTSIM MUNICIPAL (KWESIMINTSIM)	40	0.3%
106	SEKONDI TAKORADI METRO ASSEMBLY (STMA)	135	0.9%
107	SHAMA (SHAMA)	28	0.2%
108	WASSA EAST (DABOASE)	34	0.2%
109	MPOHOR (MPOHOR)	10	0.1%
110	TARKWA-NSUAEM MUNICIPAL (TARKWA)	72	0.5%
111	PRESTEA/HUNI VALLEY MUNICIPAL (BOGOSO)	67	0.4%
112	WASSA AMENFI EAST MUNICIPAL (WASSA AKROPONG)	34	0.2%
113	WASSA AMENFI CENTRAL (MANSO AMENFI)	23	0.2%
114	WASSA AMENFI WEST MUNICIPAL (ASANKRAGUA)	57	0.4%
201	KOMENDA EDINA EGUAFO ABIREM MUNICIPAL (ELMINA)	86	0.6%
202	CAPE COAST METRO	117	0.8%
203	ABURA ASEBU KWAMANKESE (ABURA-DUNKWA)	47	0.3%
204	MFANTSIMAN MUNICIPAL (SALT POND)	66	0.4%
205	EKUMFI (ESSAKYIR)	42	0.3%
206	GOMOA WEST (APAM)	90	0.6%
207	EFUTU MUNICIPAL (WINNEBA)	66	0.4%
208	GOMOA CENTRAL (AFRANSI)	36	0.2%
209	GOMOA EAST (POTSIN)	26	0.2%
210	AWUTU SENYA EAST MUNICIPAL (ODUPONG OFAAKOR)	52	0.3%
211	AWUTU SENYA (AWUTU BERAKU)	78	0.5%
212	AGONA EAST (AGONA NSABA)	46	0.3%
213	AGONA WEST MUNICIPAL (AGONA SWEDRU)	152	1.0%
214	ASIKUMA ODOBEN BRAKWA (BREMEN ASIKUMA)	55	0.4%
215	AJUMAKO ENYAN ESSIAM (AJUMAKO)	57	0.4%
216	ASSIN SOUTH (NSUAEM KYEKYEWERE)	22	0.1%
217	TWIFO HEMAN LOWER DENKYIRA (HEMANG)	15	0.1%
218	TWIFO ATI MORKWA (TWIFO PRASO)	42	0.3%
219	ASSIN FOSU MUNICIPAL (ASSIN FOSU)	77	0.5%
220	ASSIN NORTH (ASSIN BREKU)	14	0.1%
221	UPPER DENKYIRA EAST MUNICIPAL (DUNKWA-ON-OFFIN)	35	0.2%
222	UPPER DENKYIRA WEST (DIASO)	2	0.0%
301	GA SOUTH MUNICIPAL (NGLESHIE AMANFRO)	64	0.4%
302	WEIJA GBAWE MUNICIPAL (WEIJA)	40	0.3%
303	GA CENTRAL MUNICIPAL (SOWUTUOM)	43	0.3%
304	ABLEKUMA NORTH MUNICIPAL (DARKUMAN)	95	0.6%
305	ABLEKUMA WEST MUNICIPAL (DANSOMAN)	83	0.5%
306	ABLEKUMA CENTRAL MUNICIPAL (LARTEBIOKORSHIE)	66	0.4%
307	ACCRA METROPOLITAN ASSEMBLY (AMA)	167	1.1%
308	KORLE KLOTTEY MUNICIPAL (ADABRAKA)	48	0.3%

s1ba2b: In what District was name born

Value	Label	Cases	Percentage
309	AYAWASO CENTRAL MUNICIPAL (KOKOMLEMLE)	28	0.2%
310	AYAWASO EAST MUNICIPAL (NIMA)	66	0.4%
311	AYAWASO NORTH MUNICIPAL (ACCRA NEWTOWN)	45	0.3%
312	LA DADE-KOTOPON MUNICIPAL (LA)	63	0.4%
313	LEDZOKUKU MUNICIPAL (TESHIE)	36	0.2%
314	KROWOR MUNICIPAL (NUNGUA)	17	0.1%
315	ADENTAN MUNICIPAL (ADENTAN)	26	0.2%
316	AYAWASO WEST MUNICIPAL (DZORWULU)	25	0.2%
317	OKAIKOI NORTH MUNICIPAL (TESANO)	15	0.1%
318	GA NORTH MUNICIPAL (OFANKOR)	9	0.1%
319	GA WEST MUNICIPAL (AMASAMAN)	50	0.3%
320	GA EAST MUNICIPAL (ABOKOBI)	28	0.2%
321	LA NKWANTANANG-MADINA MUNICIPAL (MADINA)	47	0.3%
322	KPONE KATAMANSO MUNICIPAL (KPONE)	20	0.1%
323	ASHAIMAN MUNICIPAL (ASHAIMAN)	42	0.3%
324	TEMA WEST MUNICIPAL (TEMA COMM. 18)	18	0.1%
325	Tema Municipal Assembly (TMA)	74	0.5%
326	NINGO-PRAMPARAM (PRAMPARAM)	44	0.3%
327	SHAI-OSUDOKU (DODOWA)	34	0.2%
328	ADA WEST (SEGE)	45	0.3%
329	ADA EAST (ADA-FOAH)	57	0.4%
401	SOUTH TONGU (SOGAKOPE)	103	0.7%
402	ANLOGA (ANLOGA)	62	0.4%
403	KETA MUNICIPAL (KETA)	72	0.5%
404	KETU SOUTH MUNICIPAL (DENU)	69	0.5%
405	KETU NORTH MUNICIPAL (DZODZE)	56	0.4%
406	AKATSI NORTH (AVE DAKPA)	23	0.2%
407	AKATSI SOUTH (AKATSI)	140	0.9%
408	CENTRAL TONGU (ADIDOME)	93	0.6%
409	NORTH TONGU (BATTOR DUGAME)	116	0.8%
410	HO WEST (DZOLOKPUITA)	47	0.3%
411	ADAKLU (ADAKLU WAYA)	22	0.1%
412	AGORTIME-ZIOPE (AGORTIME-KPETOE)	27	0.2%
413	HO MUNICIPAL (HO)	99	0.7%
414	SOUTH DAYI (KPEVE)	36	0.2%
415	AFADZATO SOUTH (VE GOLOKWATI)	18	0.1%
416	NORTH DAYI (AMFOEGA)	26	0.2%
417	KPANDO MUNICIPAL (KPANDO)	68	0.4%
418	HOHOE MUNICIPAL (HOHOE)	53	0.3%
501	BIRIM SOUTH (AKIM SWEDRU)	31	0.2%
502	BIRIM CENTRAL MUNICIPAL (AKIM ODA)	117	0.8%
503	ACHIASE (ACHIASE)	31	0.2%
504	ASENE MANSO AKROSO (MANSO)	41	0.3%
505	WEST AKIM MUNICIPAL (ASAMANKESE)	102	0.7%
506	UPPER WEST AKIM (ADEISO)	48	0.3%

s1ba2b: In what District was name born

Value	Label	Cases	Percentage
507	AYENSUANO (COALTAR)	18	0.1%
508	NSAWAM ADOAGYIRI MUNICIPAL (NSAWAM)	81	0.5%
509	AKWAPIM SOUTH (ABURI)	39	0.3%
510	AKWAPIM NORTH MUNICIPAL (AKROPONG AKWAPIM)	64	0.4%
511	OKERE (ADUKROM)	22	0.1%
512	NEW JUABEN SOUTH MUNICIPAL (KOFORIDUA)	113	0.7%
513	NEW JUABEN NORTH MUNICIPAL (EFFIDUASE)	6	0.0%
514	SUHUM MUNICIPAL (SUHUM)	60	0.4%
515	ABUAKWA NORTH MUNICIPAL (KUKURANTUMI)	28	0.2%
516	ABUAKWA SOUTH MUNICIPAL (KIBI)	43	0.3%
517	DENKYEMBUOR (AKWATIA)	31	0.2%
518	AKYEMANSA (OFOASE)	29	0.2%
519	KWAEBIBIREM MUNICIPAL (KADE)	50	0.3%
520	BIRIM NORTH (NEW ABIREM)	18	0.1%
521	ATIWA WEST (KWABENG)	9	0.1%
522	ATIWA EAST (ANYINAM)	17	0.1%
523	FANTEAKWA SOUTH (OSINO)	14	0.1%
524	YILO KROBO MUNICIPAL(SOMANYA)	90	0.6%
525	LOWER MANYA KROBO MUNICIPAL (ODUMASI-KROBO)	68	0.4%
526	ASUOGYAMAN (ATIMPOKU)	58	0.4%
527	UPPER MANYA KROBO (ASESEWA)	40	0.3%
528	FANTEAKWA NORTH (BEGORO)	36	0.2%
529	KWAHU SOUTH (MPRAESO)	56	0.4%
530	KWAHU WEST MUNICIPAL (NKAWKAW)	82	0.5%
531	KWAHU EAST (ABETIFI)	37	0.2%
532	KWAHU AFRAM PLAINS SOUTH (TEASE)	32	0.2%
533	KWAHU AFRAM PLAINS NORTH (DONKORKROM)	44	0.3%
601	AMANSIE SOUTH (MANSO ADUBIA)	52	0.3%
602	AMANSIE CENTRAL (JACOBU)	18	0.1%
603	AKROFUOM (AKROFUOM)	36	0.2%
604	ADANSI SOUTH (NEW EDUBIASE)	51	0.3%
605	ADANSI ASOKWA (ADANSI ASOKWA)	25	0.2%
606	OBUASI EAST (TUTUKA)	33	0.2%
607	OBUASI MUNICIPAL (OBUASI)	126	0.8%
608	ADANSI NORTH (FOMENA)	16	0.1%
609	BEKWAI MUNICIPAL (BEKWAI)	135	0.9%
610	AMANSIE WEST (MANSO NKWANTA)	46	0.3%
611	ATWIMA KWANWOMA (FOASE)	46	0.3%
612	BOSOMTWI (KUNTANASE)	42	0.3%
613	BOSOME FREHO (ASIWA)	5	0.0%
614	ASANTE AKIM CENTRAL MUNICIPAL (KONONGO-ODUMASE)	72	0.5%
615	ASANTE AKIM SOUTH MUNICIPAL (JUASO)	36	0.2%
616	ASANTE AKIM NORTH (AGOGO)	27	0.2%
617	SEKYERE KUMAWU (KUMAWU)	40	0.3%

s1ba2b: In what District was name born

Value	Label	Cases	Percentage
618	SEKYERE EAST (EFFIDUASE)	59	0.4%
619	JUABEN MUNICIPAL (JUABEN)	26	0.2%
620	EJISU MUNICIPAL (EJISU)	75	0.5%
621	OFORIKROM MUNICIPAL	55	0.4%
622	ASOKWA MUNICIPAL (ASOKWA)	30	0.2%
623	KUMASI METROPOLITAN ASSEMBLY (KMA)	325	2.1%
624	KWADASO MUNICIPAL (KWADASO)	40	0.3%
625	SUAME MUNICIPAL (SUAME)	58	0.4%
626	OLD TAFO MUNICIPAL (OLD TAFO)	62	0.4%
627	ASOKORE MAMPONG MUNICIPAL (ASOKORE)	85	0.6%
628	KWABRE EAST MUNICIPAL (MAMPONTENG)	41	0.3%
629	AFIGYA KWABRE SOUTH (KODIE)	20	0.1%
630	ATWIMA NWABIAGYA NORTH (BAREKESE)	42	0.3%
631	ATWIMA NWABIAGYA MUNICIPAL (NKAWIE KUMA)	42	0.3%
632	ATWIMA MPONUA (NYINAHIN)	17	0.1%
633	AHAFO ANO SOUTH WEST (MANKRANSO)	16	0.1%
634	AHAFO ANO NORTH MUNICIPAL (TEPA)	46	0.3%
635	AHAFO ANO SOUTH EAST (ADUGYAMA)	15	0.1%
636	OFFINSO NORTH (AKOMADAN)	30	0.2%
637	OFFINSO MUNICIPAL (OFFINSO)	70	0.5%
638	AFIGYA KWABRE NORTH (BOAMANG)	21	0.1%
639	SEKYERE SOUTH (AGONA)	31	0.2%
640	MAMPONG MUNICIPAL (MAMPONG)	71	0.5%
641	EJURA SEKYEDUMASE MUNICIPAL (EJURA)	56	0.4%
642	SEKYERE CENTRAL (NSUTA)	32	0.2%
643	SEKYERE AFRAM PLAINS (DROBONSO)	19	0.1%
701	AOWIN MUNICIPAL (ENCHI)	60	0.4%
702	SEFWI AKONTOMBRA (AKONTOMBRA)	62	0.4%
703	SUAMAN (DADIESO)	19	0.1%
704	BODI (BODIE)	39	0.3%
705	SEFWI WIAWSO MUNICIPAL (WIAWSO)	122	0.8%
706	BIBIANI ANHWIASO BEKWAI MUNICIPAL (BIBIANI)	67	0.4%
707	JUABOSO (JUABOSO)	33	0.2%
708	BIA WEST (ESSAM-DEBISO)	46	0.3%
709	BIA EAST (ADABOKROM)	23	0.2%
801	ASUNAFO SOUTH (KUKUOM)	59	0.4%
802	ASUNAFO NORTH MUNICIPAL (GOASO)	81	0.5%
803	ASUTIFI SOUTH (HWIDIEM)	30	0.2%
804	ASUTIFI NORTH (KENYASI)	36	0.2%
805	TANO NORTH MUNICIPAL (DUAYAW NKWANTA)	40	0.3%
806	TANO SOUTH MUNICIPAL (BECHEM)	40	0.3%
901	DORMAA WEST (NKRAN NKWANTA)	28	0.2%
902	DORMAA MUNICIPAL (DORMAA AHENKRO)	72	0.5%
903	DORMAA EAST (WAMFIE)	31	0.2%
904	SUNYANI MUNICIPAL (SUNYANI)	88	0.6%

s1ba2b: In what District was name born

Value	Label	Cases	Percentage
905	SUNYANI WEST (ODUMASI)	34	0.2%
906	BEREKUM EAST MUNICIPAL (BEREKUM)	75	0.5%
907	BEREKUM WEST (JINIJINI)	31	0.2%
908	JAMAN SOUTH MUNICIPAL (DROBO)	70	0.5%
909	JAMAN NORTH (SAMPA)	54	0.4%
910	TAIN (NSAWKAW)	49	0.3%
911	WENCHI MUNICIPAL (WENCHI)	80	0.5%
912	BANDA (BANDA AHENKRO)	15	0.1%
1001	NKORANZA SOUTH MUNICIPAL (NKORANZA)	98	0.6%
1002	TECHIMAN MUNICIPAL (TECHIMAN)	152	1.0%
1003	NKORANZA NORTH (BUSUNYA)	30	0.2%
1004	TECHIMAN NORTH (TUOBODOM)	22	0.1%
1005	ATEBUBU AMANTIN MUNICIPAL (ATEBUBU)	91	0.6%
1006	SENE WEST (KWAME DANSO)	19	0.1%
1007	SENE EAST (KAJAJI)	24	0.2%
1008	PRU WEST (PRANG)	35	0.2%
1009	PRU EAST (YEJI)	89	0.6%
1010	KINTAMPO SOUTH (JEMA)	47	0.3%
1011	KINTAMPO NORTH MUNICIPAL (KINTAMPO)	107	0.7%
1101	BIAKOYE (NKONYA-AHENKRO)	50	0.3%
1102	JASIKAN (JASIKAN)	42	0.3%
1103	KADJEBI (KADJEBI)	52	0.3%
1104	KRACHI EAST MUNICIPAL (DAMBAI)	79	0.5%
1105	KRACHI WEST (KETE-KRACHI)	85	0.6%
1106	KRACHI NCHUMURU (CHINDERI)	63	0.4%
1107	NKWANTA SOUTH MUNICIPAL (NKWANTA)	89	0.6%
1108	NKWANTA NORTH (KPASSA)	80	0.5%
1109	GUAN (LIKPE MATE)	6	0.0%
1201	KPANDAI (KPANDAI)	96	0.6%
1202	NANUMBA SOUTH (WULENSI)	73	0.5%
1203	NANUMBA NORTH MUNICIPAL (BIMBILLA)	98	0.6%
1204	ZABZUGU (ZABZUGU)	50	0.3%
1205	TATALE SANGULI (TATALE)	61	0.4%
1206	SABOBA (SABOBA)	112	0.7%
1207	YENDI MUNICIPAL (YENDI)	145	1.0%
1208	MION (SANG)	29	0.2%
1209	NANTON (NANTON)	31	0.2%
1210	TAMALE METROPOLITAN ASSEMBLY	180	1.2%
1211	SAGNARIGU MUNICIPAL (SAGNARIGU)	25	0.2%
1212	TOLON (TOLON)	46	0.3%
1213	KUMBUNGU (KUMBUNGU)	57	0.4%
1214	SAVELUGU MUNICIPAL (SAVELUGU)	29	0.2%
1215	KARAGA (KARAGA)	21	0.1%
1216	GUSHIEGU MUNICIPAL (GUSHEGU)	48	0.3%
1301	BOLE (BOLE)	44	0.3%

s1ba2b: In what District was name born

Value	Label	Cases	Percentage
1302	SAWLA TUNA KALBA (SAWLA)	111	0.7%
1303	NORTH GONJA (DABOYA)	27	0.2%
1304	WEST GONJA MUNICIPAL (DAMONGO)	66	0.4%
1305	CENTRAL GONJA (BUIPE)	129	0.8%
1306	EAST GONJA MUNICIPAL (SALAGA)	107	0.7%
1307	NORTH EAST GONJA (KPALBE)	35	0.2%
1401	MAMPRUGU MOAGDURI (YAGABA)	24	0.2%
1402	WEST MAMPRUSI MUNICIPAL (WALEWALE)	109	0.7%
1403	EAST MAMPRUSI MUNICIPAL (GAMBAGA)	118	0.8%
1404	BUNKPURUGU NAKPANDURI (BUNKPURUGU)	85	0.6%
1405	YUNYOO-NASUAN (YUNYOO)	104	0.7%
1406	CHEREPONI (CHEREPONI)	69	0.5%
1501	BUILSA SOUTH (FUMBISI)	6	0.0%
1502	BUILSA NORTH MUNICIPAL (SANDEMA)	19	0.1%
1503	KASENA NANKANA MUNICIPAL (NAVRONGO)	65	0.4%
1504	KASENA NANKANA WEST (PAGA)	15	0.1%
1505	BOLGATANGA MUNICIPAL (BOLGATANGA)	104	0.7%
1506	TALENSI (TONGO)	39	0.3%
1507	BOLGATANGA EAST (ZUARUNGU)	15	0.1%
1508	BONGO (BONGO)	50	0.3%
1509	NABDAM (NANGODI)	15	0.1%
1510	BAWKU WEST (ZEBILLA)	74	0.5%
1511	BINDURI (BINDURI)	9	0.1%
1512	BAWKU MUNICIPAL (BAWKU)	186	1.2%
1513	GARU (GARU)	103	0.7%
1514	TEMPANE (TEMPANE)	44	0.3%
1515	PUSIGA (PUSIGA)	25	0.2%
1601	WA WEST (WECHIAU)	101	0.7%
1602	WA EAST (FUNSI)	31	0.2%
1603	WA MUNICIPAL (WA)	237	1.6%
1604	NADOWLI-KALEO (NADOWLI)	91	0.6%
1605	DAFFIAMA BUSSIE ISSA (ISSA)	35	0.2%
1606	SISSALA EAST MUNICIPAL (TUMU)	35	0.2%
1607	SISSALA WEST (GWOLLU)	30	0.2%
1608	JIRAPA MUNICIPAL (JIRAPA)	138	0.9%
1609	LAWRA MUNICIPAL (LAWRA)	68	0.4%
1610	LAMBUSSIE KARNI (LAMBUSSIE)	22	0.1%
1611	NANDOM MUNICIPAL (NANDOM)	102	0.7%
2001	Cote D'Ivoire - [Yamoussoukro]	90	0.6%
2002	Togo - [Lome]	194	1.3%
2003	Burkina Faso - [Ouagadougou]	82	0.5%
2004	Benin - [Porto-Novo]	15	0.1%
2005	Guinea - [Conakry]	1	0.0%
2006	Nigeria - [Abuja]	67	0.4%
2007	Mali - [Bamako]	12	0.1%

s1ba2b: In what District was name born

Value	Label	Cases	Percentage
2008	Cameroon - [Yaounde]	3	0.0%
2009	Guinea-Bissau - [Bissau]	0	
2010	The Gambia - [Banjul]	0	
2011	Liberia - [Monrovia]	17	0.1%
2012	Niger - [Niamey]	52	0.3%
2013	Senegal - [Dakar]	0	
2014	Sierra Leone - [Freetown]	0	
2015	Mauritania - [Nouakchott]	0	
2016	Algeria - [Algiers]	1	0.0%
2017	Angola - [Luanda]	0	
2018	Botswana - [Gaborone]	0	
2019	Burundi - [Bujumbura]	0	
2021	Central African Republic - [Bangui]	0	
2022	Chad - [N'Djamena]	0	
2023	Comoros - [Moroni]	0	
2024	Congo Republic - [Brazzaville]	0	
2025	Democratic Republic of Congo - [Kinshasa]	0	
2026	Djibouti - [Djibouti]	0	
2027	Egypt - [Cairo]	0	
2028	Equatorial Guinea - [Malabo]	0	
2029	Eritrea - [Asmara]	0	
2030	Ethiopia - [Addis Ababa]	0	
2031	Gabon - [Libreville]	2	0.0%
2032	Kenya - [Nairobi]	1	0.0%
2033	Lesotho - [Maseru]	0	
2034	Libya - [Tripoli]	0	
2035	Madagascar - [Antananarivo]	0	
2036	Malawi - [Lilongwe]	0	
2037	Mauritius - [Port Louis]	0	
2038	Mayotte - [Mamoudzou]	0	
2039	Morocco - [Rabat]	0	
2040	Mozambique - [Maputo]	0	
2041	Namibia - [Windhoek]	0	
2042	Reunion - [Saint-Denis]	0	
2043	Rwanda - [Kigali]	0	
2044	Saint Helena - [Jamestown]	0	
2045	Sao Tome and Principe - [Sao Tome]	0	
2046	Seychelles - [Victoria]	0	
2047	Somalia - [Mogadishu]	0	
2048	South Africa - [Pretoria, Cape Town, Bloemfein]	1	0.0%
2049	Sudan - [Khartoum]	0	
2050	South Sudan - [Juba]	0	
2051	Swaziland - [Mbabane]	0	
2052	Tanzania - [Da res Salam, Dodoma]	0	
2053	Tunisia - [Tunis]	0	

s1ba2b: In what District was name born

Value	Label	Cases	Percentage
2054	Uganda - [Kampala]	0	
2055	Western Sahara - [?El Aaiún?]	0	
2056	Zambia - [Lusaka]	0	
2057	Zimbabwe - [Harare]	1	0.0%
3001	Afghanistan - [Kabul]	0	
3002	Armenia - [Yerevan]	0	
3003	Azerbaijan - [Baku]	0	
3004	Bahrain - [Manama]	0	
3005	Bangladesh - [Dhaka]	0	
3006	Bhutan - [Thimphu]	0	
3007	Brunei - [Bandar Seri Begawan]	0	
3008	Burma - [Naypyidaw]	0	
3009	Cambodia - [Phnom Penh]	0	
3010	China - [Beijing]	0	
3011	Christmas Island - [Flying Fish Cove]	0	
3012	Cocos (Keeling) Islands - [West Island, Cocos (Keeling) Isl]	0	
3013	Gaza Strip - [Gaza City]	0	
3014	Georgia - [Tbilisi]	0	
3015	Hong Kong - [Victoria City]	0	
3016	India - [New Delhi]	0	
3017	Indonesia - [Jakarta]	0	
3018	Iran - [Tehran]	0	
3019	Iraq - [Baghdad]	0	
3020	Israel - [Jerusalem]	0	
3021	Japan - [Tokyo]	0	
3022	Jordan - [Amman]	0	
3023	Kazakhstan - [Astana]	0	
3024	Korea, North - [Pyongyang]	0	
3025	Korea, South - [Seoul]	1	0.0%
3026	Kuwait - [Kuwait City]	0	
3027	Kyrgyzstan - [Bishkek]	0	
3028	Laos - [Vientiane]	0	
3029	Lebanon - [Beirut]	0	
3030	Macau - [Macau (Macao)]	0	
3031	Malaysia - [Kuala Lumpur]	0	
3032	Maldives - [Male]	0	
3033	Mongolia - [Ulaanbaatar]	0	
3034	Nepal - [Kathmandu]	0	
3035	Oman - [Muscat]	0	
3036	Pakistan - [Islamabad]	0	
3037	Paracel Islands - [Woody Island]	0	
3038	Philippines - [Manila]	0	
3039	Qatar - [Doha]	0	
3040	Saudi Arabia - [Riyadh]	0	
3041	Singapore - [Singapore]	0	

s1ba2b: In what District was name born

Value	Label	Cases	Percentage
3042	South Georgia and the South Sandwich Islands - [King Edward	0	
3043	Sri Lanka - [Colombo, Sri Jayewardenepura]	0	
3044	Syria - [Damascus]	0	
3045	Taiwan - [Taipei]	0	
3046	Tajikistan - [Dushanbe]	0	
3047	Thailand - [Bangkok]	0	
3048	Timor-Leste - [Dili]	0	
3049	Turkey - [Ankara]	0	
3050	Turkmenistan - [Ashgabat]	0	
3051	United Arab Emirates - [Abu Dhabi]	0	
3052	Uzbekistan - [Tashkent]	0	
3053	Vietnam - [Hanoi]	0	
3054	West Bank - [East Jerusalem]	0	
3055	Yemen - [Sanaa]	0	
4001	American Samoa - [Pago Pago]	0	
4002	Australia - [Canberra]	0	
4003	Cook Islands - [Avarua]	0	
4004	Coral Sea Islands - [Cato Island]	0	
4005	Fiji - [Suva]	0	
4006	Guam - [Hagåtña]	0	
4007	Kiribati - [Tarawa Atoll]	0	
4008	Marshall Islands - [Majuro]	0	
4009	Micronesia, Federated States of - [Palikir]	0	
4010	Nauru - [government offices in Yaren District]	0	
4011	New Caledonia - [Nouméa]	0	
4012	New Zealand - [Wellington]	0	
4013	Niue - [Alofi]	0	
4014	Norfolk Island - [Kingston]	0	
4015	Northern Mariana Islands - [Capitol Hill, Saipan]	0	
4016	Palau - [Melekeok]	0	
4017	Papua New Guinea - [Port Moresby]	0	
4018	Pitcairn Islands - [Adamstown]	0	
4019	Solomon Islands - [Honiara]	0	
4020	Tokelau - [Atafu]	0	
4021	Tonga - [Nuku'alofa]	0	
4022	Tuvalu - [Vaiaku village, Funafuti province]	0	
4023	Vanuatu - [Port-Vila]	0	
4024	Wallis and Futuna - [Mata Utu]	0	
5001	Akrotiri - [Episkopi Cantonment]	0	
5002	Albania - [Tirana]	0	
5003	Andorra - [Andorra la Vella]	0	
5004	Austria - [Vienna]	0	
5005	Belarus - [Minsk]	0	
5006	Belgium - [Brussels]	0	
5007	Bosnia and Herzegovina - [Sarajevo]	0	






s1ba2b: In what District was name born

Value	Label	Cases	Percentage
5008	British Indian Ocean Territory - [Camp Justice]	0	
5009	British Virgin Islands - [Road Town]	0	
5010	Bulgaria - [Sofia]	0	
5011	Croatia - [Zagreb]	0	
5012	Cyprus - [Nicosia]	0	
5013	Czech Republic - [Prague]	0	
5014	Denmark - [Copenhagen]	0	
5015	Dhekelia - [?Episkopi]	0	
5016	Estonia - [Tallinn]	0	
5017	Faroe Islands - [Tórshavn]	0	
5018	Finland - [Helsinki]	0	
5019	France - [Paris]	0	
5020	French Guiana - [Cayenne]	0	
5021	French Polynesia - [Papeete]	0	
5022	Germany - [Berlin]	2	0.0%
5023	Greece - [Athens]	0	
5024	Guernsey - [Saint Peter Port]	0	
5025	Holy See (Vatican City) - [Vatican City]	0	
5026	Hungary - [Budapest]	0	
5027	Iceland - [Reykjavik]	0	
5028	Ireland - [Dublin]	0	
5029	Isle of Man - [Douglas]	0	
5030	Italy - [Rome]	2	0.0%
5031	Jan Mayen - [Longyearbyen]	0	
5032	Jersey - [Saint Helier]	0	
5033	Latvia - [Riga]	0	
5034	Liechtenstein - [Vaduz]	0	
5035	Lithuania - [Vilnius]	0	
5036	Luxembourg - [Luxembourg]	0	
5037	Macedonia - [Skopje]	0	
5038	Malta - [Valletta]	0	
5039	Moldova - [Chisinau]	0	
5040	Monaco - [Monaco]	0	
5041	Netherlands - [Amsterdam, (The Hague seat of government)]	0	
5042	Netherlands Antilles - [Willemstad]	0	
5043	Norway - [Oslo]	0	
5044	Poland - [Warsaw]	0	
5045	Portugal - [Lisbon]	0	
5046	Romania - [Bucharest]	0	
5047	Russia - [Moscow]	0	
5048	Samoa - [Apia]	0	
5049	San Marino - [San Marino]	0	
5050	Montenegro - [Podgorica]	0	
5051	Serbia - [Belgrade]	0	
5052	Slovakia - [Bratislava]	0	

s1ba2b: In what District was name born

Value	Label	Cases	Percentage
5053	Slovenia - [Ljubljana]	0	
5054	Spain - [Madrid]	0	
5055	Sweden - [Stockholm]	0	
5056	Switzerland - [Bern]	0	
5057	Ukraine - [Kyiv]	0	
5058	United Kingdom - [London]	3	0.0%
6001	Anguilla - [The Valley]	0	
6002	Antigua and Barbuda - [Saint John's]	0	
6003	Bahamas - [Nassau]	0	
6004	Barbados - [Bridgetown]	0	
6005	Belize - [Belmopan]	0	
6006	Bermuda - [Hamilton]	0	
6007	Canada - [Ottawa]	0	
6008	Cayman Islands - [George Town]	0	
6009	Costa Rica - [San Jose]	0	
6010	Cuba - [Havana]	0	
6011	Dominica - [Roseau]	0	
6012	Dominican Republic - [Santo Domingo]	0	
6013	El Salvador - [San Salvador]	0	
6014	Greenland - [Nuuk]	0	
6015	Grenada - [Saint George's]	0	
6016	Guadeloupe - [Basse-Terre]	0	
6017	Guatemala - [Guatemala City]	0	
6018	Haiti - [Port-au-Prince]	0	
6019	Honduras - [Tegucigalpa]	0	
6020	Jamaica - [Kingston]	0	
6021	Martinique - [Fort-de-France]	0	
6022	Mexico - [Mexico City]	0	
6023	Montserrat - [Plymouth?]	0	
6024	Nicaragua - [Managua]	0	
6025	Panama - [Panama City]	0	
6026	Puerto Rico - [San Juan]	0	
6027	Saint Kitts and Nevis - [Basseterre]	0	
6028	Saint Lucia - [Castries]	0	
6029	Saint Pierre and Miquelon - [Saint-Pierre]	0	
6030	Saint Vincent and the Grenadines - [Kingstown]	0	
6031	Trinidad and Tobago - [Port-of-Spain]	0	
6032	Turks and Caicos Islands - [Cockburn Town]	0	
6033	United States of America (USA) - [Washington, D.C.]	5	0.0%
7001	Argentina - [Buenos Aires]	0	
7002	Aruba - [Oranjestad]	0	
7003	Bolivia - [La Paz (administrative);]	0	
7004	Brazil - [Brasilia]	0	
7005	Chile - [Santiago]	0	
7006	Colombia - [Bogota]	0	

# s1ba2b: In what District was name born			
Value	Label	Cases	Percentage
7007	Ecuador - [Quito]	0	
7008	Falkland Islands (Islas Malvinas) - [Stanley]	0	
7009	Guyana - [Georgetown]	0	
7010	Paraguay - [Asuncion]	0	
7011	Peru - [Lima]	0	
7012	Suriname - [Paramaribo]	0	
7013	Uruguay - [Montevideo]	0	
7014	Venezuela - [Caracas]	0	
8888	Statelessness	0	
Sysmiss		144497	
<i>Warning: these figures indicate the number of cases found in the data file. They cannot be interpreted as summary statistics of the population of interest.</i>			
# s4aq2_imp: Number of days worked for wage/salary			
Information	[Type= discrete] [Format=numeric] [Range= 1-7] [Missing=*]		
Statistics [NW/ W]	[Valid=3870 /-] [Invalid=155817 /-] [Mean=5.214 /-] [StdDev=1.221 /-]		
Value	Label	Cases	Percentage
1		29	0.7%
2		144	3.7%
3		216	5.6%
4		274	7.1%
5		1607	41.5%
6		1119	28.9%
7		481	12.4%
Sysmiss		155817	
<i>Warning: these figures indicate the number of cases found in the data file. They cannot be interpreted as summary statistics of the population of interest.</i>			
# worked: Worked in reference period			
Information	[Type= discrete] [Format=numeric] [Range= 1-1] [Missing=*]		
Statistics [NW/ W]	[Valid=71891 /-] [Invalid=87796 /-] [Mean=1 /-] [StdDev=0 /-]		
Value	Label	Cases	Percentage
1		71891	100.0%
Sysmiss		87796	
<i>Warning: these figures indicate the number of cases found in the data file. They cannot be interpreted as summary statistics of the population of interest.</i>			
# wagework: Wage work			
Information	[Type= discrete] [Format=numeric] [Range= 1-1] [Missing=*]		
Statistics [NW/ W]	[Valid=13272 /-] [Invalid=146415 /-] [Mean=1 /-] [StdDev=0 /-]		
Value	Label	Cases	Percentage
1		13272	100.0%
Sysmiss		146415	
<i>Warning: these figures indicate the number of cases found in the data file. They cannot be interpreted as summary statistics of the population of interest.</i>			
# nowork: Did No work in reference period			
Information	[Type= discrete] [Format=numeric] [Range= 1-1] [Missing=*]		
Statistics [NW/ W]	[Valid=66831 /-] [Invalid=92856 /-] [Mean=1 /-] [StdDev=0 /-]		

# nowork: Did No work in reference period			
Value	Label	Cases	Percentage
1		66831	 100.0%
Sysmiss		92856	
<i>Warning: these figures indicate the number of cases found in the data file. They cannot be interpreted as summary statistics of the population of interest.</i>			
# econact: Economic activity status			
Information	[Type= discrete] [Format=numeric] [Range= 1-3] [Missing=*]		
Statistics [NW/ W]	[Valid=138766 /-] [Invalid=20921 /-]		
Value	Label	Cases	Percentage
1	Employed	60766	 43.8%
2	Unemployed	7759	 5.6%
3	Outside labour force	70241	 50.6%
Sysmiss		20921	
<i>Warning: these figures indicate the number of cases found in the data file. They cannot be interpreted as summary statistics of the population of interest.</i>			
# laborforce: Labour force (employed+unemployed)			
Information	[Type= discrete] [Format=numeric] [Range= 1-1] [Missing=*]		
Statistics [NW/ W]	[Valid=68525 /-] [Invalid=91162 /-] [Mean=1 /-] [StdDev=0 /-]		
Value	Label	Cases	Percentage
1		68525	 100.0%
Sysmiss		91162	
<i>Warning: these figures indicate the number of cases found in the data file. They cannot be interpreted as summary statistics of the population of interest.</i>			
# cluster: Cluster			
Information	[Type= continuous] [Format=numeric] [Range= 1-600] [Missing=*]		
Statistics [NW/ W]	[Valid=159687 /-] [Invalid=0 /-] [Mean=325.263 /-] [StdDev=172.998 /-]		
# HholdID: Household ID			
Information	[Type= continuous] [Format=numeric] [Range= 1-23] [Missing=*]		
Statistics [NW/ W]	[Valid=159687 /-] [Invalid=0 /-] [Mean=10.055 /-] [StdDev=5.624 /-]		
# pop_weight: Population weight			
Information	[Type= continuous] [Format=numeric] [Range= 18.3820362091064-2697.06591796875] [Missing=*]		
Statistics [NW/ W]	[Valid=159687 /-] [Invalid=0 /-] [Mean=579.928 /-] [StdDev=421.376 /-]		
# hh_weight: Household weight			
Information	[Type= continuous] [Format=numeric] [Range= 176.694442749023-3587.02709960938] [Missing=*]		
Statistics [NW/ W]	[Valid=159687 /-] [Invalid=0 /-] [Mean=731.092 /-] [StdDev=478.765 /-]		

File : AHIES2022_SEC56711_q1q2_20230327

quarter: Quarter

Information [Type= discrete] [Format=numeric] [Range= 1-2] [Missing=*]

Statistics [NW/ W] [Valid=21388 /-] [Invalid=0 /-] [Mean=1.497 /-] [StdDev=0.5 /-]

Value	Label	Cases	Percentage
1		10760	50.3%
2		10628	49.7%

Warning: these figures indicate the number of cases found in the data file. They cannot be interpreted as summary statistics of the population of interest.

hhid: Household ID

Information [Type= discrete] [Format=character] [Missing=*]

Statistics [NW/ W] [Valid=21388 /-] [Invalid=0 /-]

region: regcode

Information [Type= discrete] [Format=numeric] [Range= 1-16] [Missing=*]

Statistics [NW/ W] [Valid=21388 /-] [Invalid=0 /-]

Value	Label	Cases	Percentage
1	WESTERN	1464	6.8%
2	CENTRAL	1709	8.0%
3	GREATER ACCRA	1927	9.0%
4	VOLTA	1463	6.8%
5	EASTERN	1751	8.2%
6	ASHANTI	2324	10.9%
7	WESTERN NORTH	1069	5.0%
8	AHAFO	970	4.5%
9	BONO	1185	5.5%
10	BONO EAST	1146	5.4%
11	OTI	998	4.7%
12	NORTHERN	1218	5.7%
13	SAVANNAH	934	4.4%
14	NORTH EAST	970	4.5%
15	UPPER EAST	1184	5.5%
16	UPPER WEST	1076	5.0%

Warning: these figures indicate the number of cases found in the data file. They cannot be interpreted as summary statistics of the population of interest.

urbrur: localitytype

Information [Type= discrete] [Format=numeric] [Range= 1-2] [Missing=*]

Statistics [NW/ W] [Valid=10760 /-] [Invalid=10628 /-]

Value	Label	Cases	Percentage
1	URBAN	5443	50.6%
2	RURAL	5317	49.4%
Sysmiss		10628	

Warning: these figures indicate the number of cases found in the data file. They cannot be interpreted as summary statistics of the population of interest.

s5q1: During the last 12 MONTHS, was there a time when You were worried you would not

Information [Type= discrete] [Format=numeric] [Range= 1-2] [Missing=*]

Statistics [NW/ W] [Valid=21111 /-] [Invalid=277 /-]

File : AHIES2022_SEC56711_q1q2_20230327

s5q1: During the last 12 MONTHS, was there a time when You were worried you would not

Value	Label	Cases	Percentage
1	Yes	12747	60.4%
2	No	8364	39.6%
Sysmiss		277	

Warning: these figures indicate the number of cases found in the data file. They cannot be interpreted as summary statistics of the population of interest.

s5q2: Still thinking about the last 12 MONTHS, was there a time when you were unable t

Information	[Type= discrete] [Format=numeric] [Range= 1-2] [Missing=*]		
Statistics [NW/ W]	[Valid=21110 /-] [Invalid=278 /-]		
Value	Label	Cases	Percentage
1	Yes	11080	52.5%
2	No	10030	47.5%
Sysmiss		278	

Warning: these figures indicate the number of cases found in the data file. They cannot be interpreted as summary statistics of the population of interest.

s5q3: Was there a time when you ate only a few kinds of foods because of a lack of mon

Information	[Type= discrete] [Format=numeric] [Range= 1-2] [Missing=*]		
Statistics [NW/ W]	[Valid=21110 /-] [Invalid=278 /-]		
Value	Label	Cases	Percentage
1	Yes	12167	57.6%
2	No	8943	42.4%
Sysmiss		278	

Warning: these figures indicate the number of cases found in the data file. They cannot be interpreted as summary statistics of the population of interest.

s5q4: Was there a time when you had to skip a meal because there was not enough money

Information	[Type= discrete] [Format=numeric] [Range= 1-2] [Missing=*]		
Statistics [NW/ W]	[Valid=21109 /-] [Invalid=279 /-]		
Value	Label	Cases	Percentage
1	Yes	10304	48.8%
2	No	10805	51.2%
Sysmiss		279	

Warning: these figures indicate the number of cases found in the data file. They cannot be interpreted as summary statistics of the population of interest.

s5q5: Still thinking about the last 12 MONTHS, was there a time when you ate less than

Information	[Type= discrete] [Format=numeric] [Range= 1-2] [Missing=*]		
Statistics [NW/ W]	[Valid=21109 /-] [Invalid=279 /-]		
Value	Label	Cases	Percentage
1	Yes	10720	50.8%
2	No	10389	49.2%
Sysmiss		279	

Warning: these figures indicate the number of cases found in the data file. They cannot be interpreted as summary statistics of the population of interest.

s5q6: Was there a time when your household ran out of food because of a lack of money

Information	[Type= discrete] [Format=numeric] [Range= 1-3] [Missing=*]		
Statistics [NW/ W]	[Valid=21109 /-] [Invalid=279 /-]		

File : AHIES2022_SEC56711_q1q2_20230327

s5q6: Was there a time when your household ran out of food because of a lack of money

Value	Label	Cases	Percentage
1	Yes	7489	35.5%
2	No	13334	63.2%
3	Don't Know	286	1.4%
Sysmiss		279	

Warning: these figures indicate the number of cases found in the data file. They cannot be interpreted as summary statistics of the population of interest.

s5q7: Was there a time when you were hungry but did not eat because there was not enou

Information	[Type= discrete] [Format=numeric] [Range= 1-2] [Missing=*]
Statistics [NW/ W]	[Valid=21109 /-] [Invalid=279 /-]

Value	Label	Cases	Percentage
1	Yes	6214	29.4%
2	No	14895	70.6%
Sysmiss		279	

Warning: these figures indicate the number of cases found in the data file. They cannot be interpreted as summary statistics of the population of interest.

s5q8: During the last 12 MONTHS, was there a time when you went without eating for a w

Information	[Type= discrete] [Format=numeric] [Range= 1-2] [Missing=*]
Statistics [NW/ W]	[Valid=21109 /-] [Invalid=279 /-]

Value	Label	Cases	Percentage
1	Yes	2138	10.1%
2	No	18971	89.9%
Sysmiss		279	

Warning: these figures indicate the number of cases found in the data file. They cannot be interpreted as summary statistics of the population of interest.

s6q1: during the past 3 months did any member of the household own and/or operate a fa

Information	[Type= discrete] [Format=numeric] [Range= 1-2] [Missing=*]
Statistics [NW/ W]	[Valid=20959 /-] [Invalid=429 /-]

Value	Label	Cases	Percentage
1	Yes	9328	44.5%
2	No	11631	55.5%
Sysmiss		429	

Warning: these figures indicate the number of cases found in the data file. They cannot be interpreted as summary statistics of the population of interest.

s6q01s: Which household member own/ are responsible/ operate a farm (Planting,Livestock,

Information	[Type= continuous] [Format=numeric] [Range= -99-15] [Missing=*]
Statistics [NW/ W]	[Valid=14255 /-] [Invalid=7133 /-] [Mean=-39.786 /-] [StdDev=49.247 /-]

s6q02s: Which household member own/ are responsible/ operate a farm (Planting,Livestock,

Information	[Type= discrete] [Format=numeric] [Range= 1-15] [Missing=*]
Statistics [NW/ W]	[Valid=14249 /-] [Invalid=7139 /-] [Mean=1.6 /-] [StdDev=0.883 /-]

Value	Label	Cases	Percentage
1		7257	50.9%
2		6315	44.3%
3		334	2.3%
4		149	1.0%

File : AHIES2022_SEC56711_q1q2_20230327

s6q02s: Which household member own/ are responsible/ operate a farm (Planting,Livestock,

Value	Label	Cases	Percentage
5		72	0.5%
6		39	0.3%
7		32	0.2%
8		18	0.1%
9		10	0.1%
10		12	0.1%
11		3	0.0%
12		4	0.0%
13		1	0.0%
14		2	0.0%
15		1	0.0%
Systemmiss		7139	

Warning: these figures indicate the number of cases found in the data file. They cannot be interpreted as summary statistics of the population of interest.

s6q03s: Which household member own/ are responsible/ operate a farm (Planting,Livestock,

Information	[Type= continuous] [Format=numeric] [Range= -99-15] [Missing=*]
Statistics [NW/ W]	[Valid=14141 /-] [Invalid=7247 /-] [Mean=-41.554 /-] [StdDev=49.55 /-]

s6q04s: Which household member own/ are responsible/ operate a farm (Planting,Livestock,

Information	[Type= continuous] [Format=numeric] [Range= -99-15] [Missing=*]
Statistics [NW/ W]	[Valid=14097 /-] [Invalid=7291 /-] [Mean=-41.997 /-] [StdDev=49.617 /-]

s6q05s: Which household member own/ are responsible/ operate a farm (Planting,Livestock,

Information	[Type= continuous] [Format=numeric] [Range= -99-15] [Missing=*]
Statistics [NW/ W]	[Valid=14035 /-] [Invalid=7353 /-] [Mean=-42.357 /-] [StdDev=49.668 /-]

s6q02x: Which household member own/ are responsible/ operate a farm (Planting,Livestock,

Information	[Type= continuous] [Format=numeric] [Range= -99-14] [Missing=*]
Statistics [NW/ W]	[Valid=14159 /-] [Invalid=7229 /-] [Mean=-41.597 /-] [StdDev=49.566 /-]

s6q06: Which household member own/ are responsible/ operate a farm (Planting,Livestock,

Information	[Type= continuous] [Format=numeric] [Range= -99-15] [Missing=*]
Statistics [NW/ W]	[Valid=13947 /-] [Invalid=7441 /-] [Mean=-42.302 /-] [StdDev=49.668 /-]

s6q07: Which household member own/ are responsible/ operate a farm (Planting,Livestock,

Information	[Type= continuous] [Format=numeric] [Range= -99-15] [Missing=*]
Statistics [NW/ W]	[Valid=13806 /-] [Invalid=7582 /-] [Mean=-42.652 /-] [StdDev=49.713 /-]

s6q08: Which household member own/ are responsible/ operate a farm (Planting,Livestock,

Information	[Type= continuous] [Format=numeric] [Range= -99-15] [Missing=*]
Statistics [NW/ W]	[Valid=13616 /-] [Invalid=7772 /-] [Mean=-43.077 /-] [StdDev=49.76 /-]

s6q09: Which household member own/ are responsible/ operate a farm (Planting,Livestock,

Information	[Type= continuous] [Format=numeric] [Range= -99-15] [Missing=*]
Statistics [NW/ W]	[Valid=13418 /-] [Invalid=7970 /-] [Mean=-42.634 /-] [StdDev=49.704 /-]

File : AHIES2022_SEC56711_q1q2_20230327

s6q10: Which household member own/ are responsible/ operate a farm (Planting,Livestock,

Information [Type= continuous] [Format=numeric] [Range= -99-15] [Missing=*]

Statistics [NW/ W] [Valid=13118 /-] [Invalid=8270 /-] [Mean=-42.748 /-] [StdDev=49.721 /-]

s7aq1: In what type of dwelling does the household live

Information [Type= discrete] [Format=numeric] [Range= 1-12] [Missing=*]

Statistics [NW/ W] [Valid=21387 /-] [Invalid=1 /-]

Value	Label	Cases	Percentage
1	Separate house (Detached)	9107	42.6%
2	Semi-detached house	625	2.9%
3	Flat/Apartment	414	1.9%
4	Compound house (rooms)	9492	44.4%
5	Huts/Buildings (same compound)	1539	7.2%
6	Tent	4	0.0%
7	Metal Container	2	0.0%
8	Kiosk/poly kiosk	10	0.0%
9	Wooden structure	33	0.2%
10	Living quarters attached to office/shop	34	0.2%
11	Uncompleted building	119	0.6%
12	Other (Specify)	8	0.0%
Sysmiss		1	

Warning: these figures indicate the number of cases found in the data file. They cannot be interpreted as summary statistics of the population of interest.

s7aq1o: Other specify

Information [Type= discrete] [Format=character] [Missing=*]

Statistics [NW/ W] [Valid=7 /-] [Invalid=0 /-]

Value	Label	Cases	Percentage
BUIKDINGS ON DIFFERENT COMPOUNDS		1	14.3%
BUILDINGS (DIFFERENT COMPOUNDS)		1	14.3%
GRASS HAT		1	14.3%
MUD HOUSE		1	14.3%
ONE STORY BUILDING		1	14.3%
POLYTHENE		1	14.3%
SEPARATE ROOM		1	14.3%

Warning: these figures indicate the number of cases found in the data file. They cannot be interpreted as summary statistics of the population of interest.

s7aq2: How many rooms does this household occupy?

Information [Type= continuous] [Format=numeric] [Range= 0-24] [Missing=*]

Statistics [NW/ W] [Valid=21012 /-] [Invalid=376 /-] [Mean=2.602 /-] [StdDev=1.855 /-]

s7aq3: How many of the rooms are used for sleeping?

Information [Type= continuous] [Format=numeric] [Range= 1-22] [Missing=*]

File : AHIES2022_SEC56711_q1q2_20230327

s7aq3: How many of the rooms are used for sleeping?

Statistics [NW/ W] [Valid=21388 /-] [Invalid=0 /-] [Mean=2.08 /-] [StdDev=1.406 /-]

s7aq4: Do other households share this room with you?

Information [Type= discrete] [Format=numeric] [Range= 1-2] [Missing=*]

Statistics [NW/ W] [Valid=21012 /-] [Invalid=376 /-]

Value	Label	Cases	Percentage
1	Yes	595	2.8%
2	No	20417	97.2%
Sysmiss		376	

Warning: these figures indicate the number of cases found in the data file. They cannot be interpreted as summary statistics of the population of interest.

s7aq5: How many households, including your household, share this sleeping room?

Information [Type= continuous] [Format=numeric] [Range= 0-38] [Missing=*]

Statistics [NW/ W] [Valid=595 /-] [Invalid=20793 /-] [Mean=2.602 /-] [StdDev=2.075 /-]

s7bq1: What is the present holding/tenancy arrangement of the dwelling?

Information [Type= discrete] [Format=numeric] [Range= 1-6] [Missing=*]

Statistics [NW/ W] [Valid=21388 /-] [Invalid=0 /-]

Value	Label	Cases	Percentage
1	Owning	11534	53.9%
2	Renting	4762	22.3%
3	Rent-free	4844	22.6%
4	Perching	15	0.1%
5	Squatting	26	0.1%
6	Caretaker	207	1.0%

Warning: these figures indicate the number of cases found in the data file. They cannot be interpreted as summary statistics of the population of interest.

s7bq2: Who owns this dwelling?

Information [Type= discrete] [Format=numeric] [Range= 1-8] [Missing=*]

Statistics [NW/ W] [Valid=9854 /-] [Invalid=11534 /-]

Value	Label	Cases	Percentage
1	Estate developer	10	0.1%
2	Family property	3651	37.1%
3	Relative not household member	785	8.0%
4	Other private individual	4649	47.2%
5	Private employer	514	5.2%
6	Other private agency	70	0.7%
7	Public/Government	153	1.6%
8	Other (Specify)	22	0.2%
Sysmiss		11534	

Warning: these figures indicate the number of cases found in the data file. They cannot be interpreted as summary statistics of the population of interest.

s7bq2o: Other specify

Information [Type= discrete] [Format=character] [Missing=*]

Statistics [NW/ W] [Valid=22 /-] [Invalid=0 /-]

File : AHIES2022_SEC56711_q1q2_20230327

s7bq2o: Other specify

Value	Label	Cases	Percentage
BELONGS TO BROTHERHOOD CHURCH		1	4.5%
BOPP		1	4.5%
CHURCH		2	9.1%
CHURCH APARTMENT		1	4.5%
CHURCH MISSION HOUSE		2	9.1%
CHURCH PROPERTY		1	4.5%
COMPANY		1	4.5%
E.P CHURCH MISSION HOUSE		1	4.5%
FATHER		1	4.5%
FRIEND		2	9.1%
MISSION HOUSE		5	22.7%
NAKABA CHURCH		1	4.5%
OWNED BY THE MADAM SHE'S LEARNED A TRADE FROM		1	4.5%
PARTIALLY OWNED AND RENT		1	4.5%
PROPERTY OF THE PTA		1	4.5%

Warning: these figures indicate the number of cases found in the data file. They cannot be interpreted as summary statistics of the population of interest.

s7cq1: How much does the household pay in cash towards the rent: Amount

Information [Type= continuous] [Format=numeric] [Range= 1-14000] [Missing=*]

Statistics [NW/ W] [Valid=4761 /-] [Invalid=16627 /-] [Mean=374.378 /-] [StdDev=743.195 /-]

s7cq1b: Time unit

Information [Type= discrete] [Format=numeric] [Range= 0-6] [Missing=*]

Statistics [NW/ W] [Valid=5064 /-] [Invalid=16324 /-]

Value	Label	Cases	Percentage
0	NA	25	0.5%
1	Daily	7	0.1%
2	Weekly	9	0.2%
3	Monthly	3329	65.7%
4	Quarterly	3	0.1%
5	Half year	10	0.2%
6	Yearly	1681	33.2%

File : AHIES2022_SEC56711_q1q2_20230327

s7cq1b: Time unit

Value	Label	Cases	Percentage
Sysmiss		16324	

Warning: these figures indicate the number of cases found in the data file. They cannot be interpreted as summary statistics of the population of interest.

s7cq2: Does your household supply goods or services in exchange or use of this dwelling

Information	[Type= discrete] [Format=numeric] [Range= 1-2] [Missing=*]
--------------------	--

Statistics [NW/ W]	[Valid=9852 /-] [Invalid=11536 /-]
---------------------------	------------------------------------

Value	Label	Cases	Percentage
1	Yes	78	0.8%
2	No	9774	99.2%
Sysmiss		11536	

Warning: these figures indicate the number of cases found in the data file. They cannot be interpreted as summary statistics of the population of interest.

s7cq3a: What is the approximate value of these goods and services provided by your house

Information	[Type= continuous] [Format=numeric] [Range= 5-4500] [Missing=*]
--------------------	---

Statistics [NW/ W]	[Valid=78 /-] [Invalid=21310 /-] [Mean=208.846 /-] [StdDev=588.923 /-]
---------------------------	--

s7cq3b: Time unit

Information	[Type= discrete] [Format=numeric] [Range= 0-6] [Missing=*]
--------------------	--

Statistics [NW/ W]	[Valid=84 /-] [Invalid=21304 /-]
---------------------------	----------------------------------

Value	Label	Cases	Percentage
0	NA	2	2.4%
1	Daily	4	4.8%
2	Weekly	3	3.6%
3	Monthly	57	67.9%
4	Quarterly	1	1.2%
5	Half year	2	2.4%
6	Yearly	15	17.9%
Sysmiss		21304	

Warning: these figures indicate the number of cases found in the data file. They cannot be interpreted as summary statistics of the population of interest.

s7cq4: Is part or all of the rent paid by someone who is not a member of your household

Information	[Type= discrete] [Format=numeric] [Range= 1-3] [Missing=*]
--------------------	--

Statistics [NW/ W]	[Valid=84 /-] [Invalid=21304 /-]
---------------------------	----------------------------------

Value	Label	Cases	Percentage
1	Yes, all	4	4.8%
2	Yes, part	1	1.2%
3	No	79	94.0%
Sysmiss		21304	

Warning: these figures indicate the number of cases found in the data file. They cannot be interpreted as summary statistics of the population of interest.

s7cq5: Who pays for the rent?

Information	[Type= discrete] [Format=numeric] [Range= 1-5] [Missing=*]
--------------------	--

Statistics [NW/ W]	[Valid=5 /-] [Invalid=21383 /-]
---------------------------	---------------------------------

Value	Label	Cases	Percentage
1	Relative	2	40.0%

File : AHIES2022_SEC56711_q1q2_20230327

s7cq5: Who pays for the rent?

Value	Label	Cases	Percentage
2	Private individual	1	20.0%
3	Government	0	
4	Private employer	1	20.0%
5	Other specify	1	20.0%
Sysmiss		21383	

Warning: these figures indicate the number of cases found in the data file. They cannot be interpreted as summary statistics of the population of interest.

s7cq5o: Other specify

Information	[Type= discrete] [Format=character] [Missing=*]
Statistics [NW/ W]	[Valid=1 /-] [Invalid=0 /-]

Value	Label	Cases	Percentage
MISSION HOUSE		1	100.0%

Warning: these figures indicate the number of cases found in the data file. They cannot be interpreted as summary statistics of the population of interest.

s7cq6a: How much is paid? Amount

Information	[Type= continuous] [Format=numeric] [Range= 0-2400] [Missing=*]
Statistics [NW/ W]	[Valid=5 /-] [Invalid=21383 /-] [Mean=792 /-] [StdDev=967.636 /-]

s7cq6b: Time Unit

Information	[Type= discrete] [Format=numeric] [Range= 0-6] [Missing=*]
Statistics [NW/ W]	[Valid=5 /-] [Invalid=21383 /-]

Value	Label	Cases	Percentage
0	NA	1	20.0%
1	Daily	0	
2	Weekly	0	
3	Monthly	1	20.0%
4	Quarterly	0	
5	Half year	0	
6	Yearly	3	60.0%
Sysmiss		21383	

Warning: these figures indicate the number of cases found in the data file. They cannot be interpreted as summary statistics of the population of interest.

s7cq7: How much hhold spent on minor construction/repair/renovation

Information	[Type= continuous] [Format=numeric] [Range= 0-100000] [Missing=*]
Statistics [NW/ W]	[Valid=21009 /-] [Invalid=379 /-] [Mean=73.544 /-] [StdDev=899.461 /-]

s7cq8a1: Imputed Rent (Estimate how much it would have cost if you were paying) Amount

Information	[Type= continuous] [Format=numeric] [Range= 0-38100] [Missing=*]
Statistics [NW/ W]	[Valid=11038 /-] [Invalid=10350 /-] [Mean=414.964 /-] [StdDev=1088.605 /-]

s7cq8a2: Time Unit

Information	[Type= discrete] [Format=numeric] [Range= 0-6] [Missing=*]
Statistics [NW/ W]	[Valid=10196 /-] [Invalid=11192 /-]

Value	Label	Cases	Percentage
0	NA	18	0.2%

File : AHIES2022_SEC56711_q1q2_20230327

s7cq8a2: Time Unit

Value	Label	Cases	Percentage
1	Daily	40	0.4%
2	Weekly	13	0.1%
3	Monthly	6624	65.0%
4	Quarterly	15	0.1%
5	Half year	29	0.3%
6	Yearly	3457	33.9%
Sysmiss		11192	

Warning: these figures indicate the number of cases found in the data file. They cannot be interpreted as summary statistics of the population of interest.

s7cq8b1: Imputed Rent (Estimate how much it would have cost if you were paying) Amount

Information [Type= continuous] [Format=numeric] [Range= 5-15000] [Missing=*]

Statistics [NW/ W] [Valid=4844 /-] [Invalid=16544 /-] [Mean=271.477 /-] [StdDev=630.078 /-]

s7cq8b2: Time unit

Information [Type= discrete] [Format=numeric] [Range= 0-6] [Missing=*]

Statistics [NW/ W] [Valid=4908 /-] [Invalid=16480 /-]

Value	Label	Cases	Percentage
0	NA	15	0.3%
1	Daily	228	4.6%
2	Weekly	40	0.8%
3	Monthly	3309	67.4%
4	Quarterly	5	0.1%
5	Half year	13	0.3%
6	Yearly	1298	26.4%
Sysmiss		16480	

Warning: these figures indicate the number of cases found in the data file. They cannot be interpreted as summary statistics of the population of interest.

s7cq9: Built/made improvements or additions to the dwelling in the past 3 months

Information [Type= discrete] [Format=numeric] [Range= 1-4] [Missing=*]

Statistics [NW/ W] [Valid=21010 /-] [Invalid=378 /-]

Value	Label	Cases	Percentage
1	Yes, my dwelling	695	3.3%
2	Yes, other dwelling	270	1.3%
3	Yes, both	30	0.1%
4	No	20015	95.3%
Sysmiss		378	

Warning: these figures indicate the number of cases found in the data file. They cannot be interpreted as summary statistics of the population of interest.

s7cq10a1: Additional/improvements made on Additional rooms

Information [Type= discrete] [Format=numeric] [Range= 1-2] [Missing=*]

Statistics [NW/ W] [Valid=1136 /-] [Invalid=20252 /-]

Value	Label	Cases	Percentage
1	Yes	400	35.2%
2	No	736	64.8%
Sysmiss		20252	

File : AHIES2022_SEC56711_q1q2_20230327

s7cq10a1: Additional/improvements made on Additional rooms

Warning: these figures indicate the number of cases found in the data file. They cannot be interpreted as summary statistics of the population of interest.

# s7cq10a2: Amount			
Information	[Type= continuous] [Format=numeric] [Range= 2-9950] [Missing=*]		
Statistics [NW/ W]	[Valid=377 /-] [Invalid=21011 /-] [Mean=1851.599 /-] [StdDev=2095.074 /-]		
# s7cq10b1: Were any additional/improvements made on Built fences/fence walls?			
Information	[Type= discrete] [Format=numeric] [Range= 1-2] [Missing=*]		
Statistics [NW/ W]	[Valid=1094 /-] [Invalid=20294 /-]		
Value	Label	Cases	Percentage
1	Yes	56	5.1%
2	No	1038	94.9%
Sysmiss		20294	
<i>Warning: these figures indicate the number of cases found in the data file. They cannot be interpreted as summary statistics of the population of interest.</i>			
# s7cq10b2: Amount			
Information	[Type= continuous] [Format=numeric] [Range= 10-9000] [Missing=*]		
Statistics [NW/ W]	[Valid=56 /-] [Invalid=21332 /-] [Mean=1274.786 /-] [StdDev=1891.725 /-]		
# s7cq10c1: Were any additional/improvement made on Built terrace/porch/balcony?			
Information	[Type= discrete] [Format=numeric] [Range= 1-2] [Missing=*]		
Statistics [NW/ W]	[Valid=1084 /-] [Invalid=20304 /-]		
Value	Label	Cases	Percentage
1	Yes	61	5.6%
2	No	1023	94.4%
Sysmiss		20304	
<i>Warning: these figures indicate the number of cases found in the data file. They cannot be interpreted as summary statistics of the population of interest.</i>			
# s7cq10c2: Amount			
Information	[Type= continuous] [Format=numeric] [Range= 20-5000] [Missing=*]		
Statistics [NW/ W]	[Valid=61 /-] [Invalid=21327 /-] [Mean=946.508 /-] [StdDev=1149.817 /-]		
# s7cq10d1: Were any additional/improvement made on Changed roof/?			
Information	[Type= discrete] [Format=numeric] [Range= 1-2] [Missing=*]		
Statistics [NW/ W]	[Valid=1074 /-] [Invalid=20314 /-]		
Value	Label	Cases	Percentage
1	Yes	209	19.5%
2	No	865	80.5%
Sysmiss		20314	
<i>Warning: these figures indicate the number of cases found in the data file. They cannot be interpreted as summary statistics of the population of interest.</i>			
# s7cq10d2: Amount			
Information	[Type= continuous] [Format=numeric] [Range= 10-9000] [Missing=*]		
Statistics [NW/ W]	[Valid=209 /-] [Invalid=21179 /-] [Mean=1476.254 /-] [StdDev=1884.686 /-]		
# s7cq10e1: Were any additional/improvements made on Changed floors/walls?			
Information	[Type= discrete] [Format=numeric] [Range= 1-2] [Missing=*]		
Statistics [NW/ W]	[Valid=1066 /-] [Invalid=20322 /-]		
Value	Label	Cases	Percentage
1	Yes	179	16.8%
2	No	887	83.2%

# s7cq10e1: Were any additional/improvements made on Changed floors/walls?			
Value	Label	Cases	Percentage
1	Yes	20322	
2	No		
3	System missing		
<i>Warning: these figures indicate the number of cases found in the data file. They cannot be interpreted as summary statistics of the population of interest.</i>			
# s7cq10e2: Amount			
Information	[Type= continuous] [Format=numeric] [Range= 5-9000] [Missing=*]		
Statistics [NW/ W]	[Valid=179 /-] [Invalid=21209 /-] [Mean=1046.983 /-] [StdDev=1701.528 /-]		
# s7cq10f1: Were any additional/improvement made on Changed doors/windows?			
Information	[Type= discrete] [Format=numeric] [Range= 1-2] [Missing=*]		
Statistics [NW/ W]	[Valid=1061 /-] [Invalid=20327 /-]		
Value	Label	Cases	Percentage
1	Yes	123	11.6%
2	No	938	88.4%
3	System missing	20327	
<i>Warning: these figures indicate the number of cases found in the data file. They cannot be interpreted as summary statistics of the population of interest.</i>			
# s7cq10f2: Amount			
Information	[Type= continuous] [Format=numeric] [Range= 0-9000] [Missing=*]		
Statistics [NW/ W]	[Valid=123 /-] [Invalid=21265 /-] [Mean=913.886 /-] [StdDev=1467.639 /-]		
# s7cq10g1: Were any additional/improvement made on Installed sanitary facilities?			
Information	[Type= discrete] [Format=numeric] [Range= 1-2] [Missing=*]		
Statistics [NW/ W]	[Valid=1057 /-] [Invalid=20331 /-]		
Value	Label	Cases	Percentage
1	Yes	44	4.2%
2	No	1013	95.8%
3	System missing	20331	
<i>Warning: these figures indicate the number of cases found in the data file. They cannot be interpreted as summary statistics of the population of interest.</i>			
# s7cq10g2: Amount			
Information	[Type= continuous] [Format=numeric] [Range= 50-6000] [Missing=*]		
Statistics [NW/ W]	[Valid=44 /-] [Invalid=21344 /-] [Mean=977.227 /-] [StdDev=1259.173 /-]		
# s7cq10h1: Were any additional/improvement made on Installed water tank?			
Information	[Type= discrete] [Format=numeric] [Range= 1-2] [Missing=*]		
Statistics [NW/ W]	[Valid=1057 /-] [Invalid=20331 /-]		
Value	Label	Cases	Percentage
1	Yes	12	1.1%
2	No	1045	98.9%
3	System missing	20331	
<i>Warning: these figures indicate the number of cases found in the data file. They cannot be interpreted as summary statistics of the population of interest.</i>			
# s7cq10h2: Amount			
Information	[Type= continuous] [Format=numeric] [Range= 20-4500] [Missing=*]		
Statistics [NW/ W]	[Valid=12 /-] [Invalid=21376 /-] [Mean=1372.5 /-] [StdDev=1395.077 /-]		
# s7cq10i1: Were any additional/improvement made on Installed security system?			
Information	[Type= discrete] [Format=numeric] [Range= 1-2] [Missing=*]		

# s7cq10i1: Were any additional/improvement made on Installed security system?			
Statistics [NW/ W]		[Valid=1053 /-] [Invalid=20335 /-]	
Value	Label	Cases	Percentage
1	Yes	5	0.5%
2	No	1048	99.5%
Sysmiss		20335	
<i>Warning: these figures indicate the number of cases found in the data file. They cannot be interpreted as summary statistics of the population of interest.</i>			
# s7cq10i2: Amount			
Information		[Type= continuous] [Format=numeric] [Range= 50-2000] [Missing=*]	
Statistics [NW/ W]		[Valid=5 /-] [Invalid=21383 /-] [Mean=960 /-] [StdDev=978.136 /-]	
# s7cq10j1: Were any additional/improvement made on Installed fence gate?			
Information		[Type= discrete] [Format=numeric] [Range= 1-2] [Missing=*]	
Statistics [NW/ W]		[Valid=1051 /-] [Invalid=20337 /-]	
Value	Label	Cases	Percentage
1	Yes	11	1.0%
2	No	1040	99.0%
Sysmiss		20337	
<i>Warning: these figures indicate the number of cases found in the data file. They cannot be interpreted as summary statistics of the population of interest.</i>			
# s7cq10j2: Amount			
Information		[Type= continuous] [Format=numeric] [Range= 45-2000] [Missing=*]	
Statistics [NW/ W]		[Valid=11 /-] [Invalid=21377 /-] [Mean=693 /-] [StdDev=663.021 /-]	
# s7cq10k1: Were any additional/improvement made on Changed/fixed ceiling?			
Information		[Type= discrete] [Format=numeric] [Range= 1-2] [Missing=*]	
Statistics [NW/ W]		[Valid=1051 /-] [Invalid=20337 /-]	
Value	Label	Cases	Percentage
1	Yes	77	7.3%
2	No	974	92.7%
Sysmiss		20337	
<i>Warning: these figures indicate the number of cases found in the data file. They cannot be interpreted as summary statistics of the population of interest.</i>			
# s7cq10k2: Amount			
Information		[Type= continuous] [Format=numeric] [Range= 35-8000] [Missing=*]	
Statistics [NW/ W]		[Valid=77 /-] [Invalid=21311 /-] [Mean=1051.532 /-] [StdDev=1285.424 /-]	
# s7cq10l1: Were any additiona/improvement made on Installed lighting system?			
Information		[Type= discrete] [Format=numeric] [Range= 1-2] [Missing=*]	
Statistics [NW/ W]		[Valid=1050 /-] [Invalid=20338 /-]	
Value	Label	Cases	Percentage
1	Yes	81	7.7%
2	No	969	92.3%
Sysmiss		20338	
<i>Warning: these figures indicate the number of cases found in the data file. They cannot be interpreted as summary statistics of the population of interest.</i>			
# s7cq10l2: Amount			
Information		[Type= continuous] [Format=numeric] [Range= 5-3000] [Missing=*]	

# s7cq10l2: Amount			
Statistics [NW/ W]		[Valid=81 /-] [Invalid=21307 /-] [Mean=605.346 /-] [StdDev=819.224 /-]	
# s7cq10m1: Were any additional/improvement mase on Plastering?			
Information		[Type= discrete] [Format=numeric] [Range= 1-2] [Missing=*]	
Statistics [NW/ W]		[Valid=1049 /-] [Invalid=20339 /-]	
Value	Label	Cases	Percentage
1	Yes	179	17.1%
2	No	870	82.9%
Sysmiss		20339	
<i>Warning: these figures indicate the number of cases found in the data file. They cannot be interpreted as summary statistics of the population of interest.</i>			
# s7cq10m2: Amount			
Information		[Type= continuous] [Format=numeric] [Range= 30-8000] [Missing=*]	
Statistics [NW/ W]		[Valid=179 /-] [Invalid=21209 /-] [Mean=896.603 /-] [StdDev=1339.356 /-]	
# s7cq10n1: Were any additional/improvement made on Painting?			
Information		[Type= discrete] [Format=numeric] [Range= 1-2] [Missing=*]	
Statistics [NW/ W]		[Valid=1049 /-] [Invalid=20339 /-]	
Value	Label	Cases	Percentage
1	Yes	153	14.6%
2	No	896	85.4%
Sysmiss		20339	
<i>Warning: these figures indicate the number of cases found in the data file. They cannot be interpreted as summary statistics of the population of interest.</i>			
# s7cq10n2: Amount			
Information		[Type= continuous] [Format=numeric] [Range= 10-8500] [Missing=*]	
Statistics [NW/ W]		[Valid=153 /-] [Invalid=21235 /-] [Mean=530.163 /-] [StdDev=1242.84 /-]	
# s7cq10o1: Were any additional/improvement made on Others?			
Information		[Type= discrete] [Format=numeric] [Range= 1-2] [Missing=*]	
Statistics [NW/ W]		[Valid=1046 /-] [Invalid=20342 /-]	
Value	Label	Cases	Percentage
1	Yes	96	9.2%
2	No	950	90.8%
Sysmiss		20342	
<i>Warning: these figures indicate the number of cases found in the data file. They cannot be interpreted as summary statistics of the population of interest.</i>			
# s7cq10o1o: Specify Other			
Information		[Type= discrete] [Format=character] [Missing=*]	
Statistics [NW/ W]		[Valid=93 /-] [Invalid=0 /-]	
Value	Label	Cases	Percentage
60 BAGS OF CEMENT PLUS LABOURER FEES		1	1.1%
600		1	1.1%
BATHROOM		1	1.1%

s7cq10o1o: Specify Other

Value	Label	Cases	Percentage
BIMING OF THE TOP BUILDING		1	1.1%
BLOCKS FOR BUILDING		2	2.2%
BLOCKS LAYING		3	3.2%
BOREHOLE DRILLING		1	1.1%
BOUGHT CEMENT AND SAND		1	1.1%
BOUGHT MATERIAL FOR ADDITIONAL BUILDING		1	1.1%
BOUGHT TRIPS OF SAND AND GRAVELS		1	1.1%
BUILDING		1	1.1%
BUILDING OF KITCHEN		1	1.1%
BUILT A PORCH		1	1.1%
BUILT A SHED TO USED AS A KITCHEN		1	1.1%
BUILT A STORE IN FRONT OF HOUSE		1	1.1%
BUYING BUILDING BLOCKS		1	1.1%
CARPENTRY		1	1.1%
CEILING FAN		1	1.1%
CEMENT BLOCKS		1	1.1%
CEMENT, BLOCKS AND IRON RODS		1	1.1%
CHANGING CURTAINS		1	1.1%
CONCRETE AND LAYING OF BLOCKS		1	1.1%
CONSTRUCTION OF KITCHEN CABINET		1	1.1%
COST OF NAILS		1	1.1%
CRACKS AND LABOUR COST		1	1.1%

s7cq10o1o: Specify Other

Value	Label	Cases	Percentage
DIGGING ANOTHER FOUNDATION IN OTHER TO PUT UP A NEW BUILDING		1	1.1%
DOORS		1	1.1%
FAN		1	1.1%
FIXING OF FAN		1	1.1%
FIXING OF NEW DOORS		1	1.1%
FLAMES		1	1.1%
FLOWING LEVEL		1	1.1%
FOUNDATION		1	1.1%
FOUNDATION AND PAPER WORKS		1	1.1%
FOUNDATIONAL WORKS		1	1.1%
IRON RODS		2	2.2%
KITCHEN		1	1.1%
LABOUR		11	11.8%
LABOUR COST OF SANITATION		1	1.1%
LABOURERS		1	1.1%
LAWNS		1	1.1%
LAYING		1	1.1%
LAYING OF BLOCKS		1	1.1%
LENGTHENING		1	1.1%
LOCKS		1	1.1%
LOGS FOR THE BUILDING		1	1.1%
MANHOLE		1	1.1%
MINOR COSTS INCURRED		1	1.1%
MOULDING OF BRICKS		1	1.1%
NAILS AND WORKMANSHIP		1	1.1%
NET AND WORKMANSHIP		1	1.1%
PLUMBING		2	2.2%
PLUMBING WORKS		1	1.1%
SAND		1	1.1%
SAND AND LABOUR		1	1.1%

# s7cq10o1o: Specify Other			
Value	Label	Cases	Percentage
SAND FOR BUILDING		1	1.1%
SAND FOR FILLING THE ROOMS		1	1.1%
SAND TRIP AND FOUNDATION LAYING		1	1.1%
SEPARATE BUILDING ON THE SAME COMPOUND		1	1.1%
SHED MADE WITH PALMNUT BRANCHES		1	1.1%
SHOWER PIPES		1	1.1%
SINK		1	1.1%
SINKS AND BATHS		1	1.1%
STAIRCASE		1	1.1%
STICKERS ON THE WALL		1	1.1%
TILES		1	1.1%
TILING OF PORCH		1	1.1%
TILLING THE HOUSE		1	1.1%
TRANSPORTAT OF ROOFING MATERIALS		1	1.1%
W.C		1	1.1%
WINDOW NET		1	1.1%
WIRERING		1	1.1%
WIRING		2	2.2%
WORKMANSIII		4	4.3%
<i>Warning: these figures indicate the number of cases found in the data file. They cannot be interpreted as summary statistics of the population of interest.</i>			
# s7cq10o2: Amount			
Information	[Type= continuous] [Format=numeric] [Range= 20-9000] [Missing=*]		
Statistics [NW/ W]	[Valid=96 /-] [Invalid=21292 /-] [Mean=1316.615 /-] [StdDev=1970.944 /-]		
# s7cq10p: Total mentainance cost (system generated)			
Information	[Type= continuous] [Format=numeric] [Range= 0-44000] [Missing=*]		
Statistics [NW/ W]	[Valid=997 /-] [Invalid=20391 /-] [Mean=2011.461 /-] [StdDev=3379.676 /-]		
# s7cq11: Total mentainance cost (interviewer keyed)			
Information	[Type= continuous] [Format=numeric] [Range= 0-100055] [Missing=*]		
Statistics [NW/ W]	[Valid=1013 /-] [Invalid=20375 /-] [Mean=2266.17 /-] [StdDev=6413.366 /-]		

# s7dq1: What is the main source of drinking water for this Household?			
Information		[Type= discrete] [Format=numeric] [Range= 1-16] [Missing=*]	
Statistics [NW/ W]		[Valid=21010 /-] [Invalid=378 /-]	
Value	Label	Cases	Percentage
1	Pipe-borne inside dwelling	972	4.6%
2	Pipe-borne outside dwelling but on compound	917	4.4%
3	Pipe-borne outside dwelling but from neighbour's house	1170	5.6%
4	Public tap/standpipe	3236	15.4%
5	Borehole/Pump/Tube well	5058	24.1%
6	Protected well	445	2.1%
7	Rain water	93	0.4%
8	Protected spring	4	0.0%
9	Bottled water	95	0.5%
10	Sachet water	6112	29.1%
11	Tanker supply/Vendor provided	325	1.5%
12	Unprotected well	445	2.1%
13	Unprotected spring	47	0.2%
14	River/Stream	1482	7.1%
15	Dugout/Pond/Lake/Dam/Canal	587	2.8%
16	Other (specify)	22	0.1%
Sysmiss		378	
<i>Warning: these figures indicate the number of cases found in the data file. They cannot be interpreted as summary statistics of the population of interest.</i>			
# s7dq2a: Is this water source the household's own production?			
Information		[Type= discrete] [Format=numeric] [Range= 1-2] [Missing=*]	
Statistics [NW/ W]		[Valid=6628 /-] [Invalid=14760 /-]	
Value	Label	Cases	Percentage
1	Yes	536	8.1%
2	No	6092	91.9%
Sysmiss		14760	
<i>Warning: these figures indicate the number of cases found in the data file. They cannot be interpreted as summary statistics of the population of interest.</i>			
# s7dq2b1: How far is this source of water from your dwelling? Distance			
Information		[Type= continuous] [Format=numeric] [Range= 1-980] [Missing=*]	
Statistics [NW/ W]		[Valid=12099 /-] [Invalid=9289 /-] [Mean=127.537 /-] [StdDev=171.614 /-]	
# s7dq2b2: Distance Code			
Information		[Type= discrete] [Format=numeric] [Range= 1-5] [Missing=*]	
Statistics [NW/ W]		[Valid=12579 /-] [Invalid=8809 /-]	
Value	Label	Cases	Percentage
1	In house	588	4.7%
2	Yard	449	3.6%
3	Metre	10377	82.5%
4	Kilometre	797	6.3%
5	Mile	368	2.9%
Sysmiss		8809	
<i>Warning: these figures indicate the number of cases found in the data file. They cannot be interpreted as summary statistics of the population of interest.</i>			

# s7dq2c: How long does it take to go to the water source, get water and come back?			
Information	[Type= continuous] [Format=numeric] [Range= 0-800] [Missing=*]		
Statistics [NW/ W]	[Valid=12964 /-] [Invalid=8424 /-] [Mean=16.52 /-] [StdDev=28.62 /-]		
# s7dq3a: How much water does your household use in a day? Quantity			
Information	[Type= continuous] [Format=numeric] [Range= 0-99] [Missing=*]		
Statistics [NW/ W]	[Valid=20887 /-] [Invalid=501 /-] [Mean=6.337 /-] [StdDev=4.516 /-]		
# s7dq3b: Unit of quantity used			
Information	[Type= discrete] [Format=numeric] [Range= 1-3] [Missing=*]		
Statistics [NW/ W]	[Valid=20889 /-] [Invalid=499 /-]		
Value	Label	Cases	Percentage
1	Litre	145	0.7%
2	Bucket(NO.34)	8805	42.2%
3	Gallon(Kuffour)	11939	57.2%
Sysmiss		499	
<i>Warning: these figures indicate the number of cases found in the data file. They cannot be interpreted as summary statistics of the population of interest.</i>			
# s7dq4: Does the household pay a regular bill for water supply?			
Information	[Type= discrete] [Format=numeric] [Range= 1-2] [Missing=*]		
Statistics [NW/ W]	[Valid=21010 /-] [Invalid=378 /-]		
Value	Label	Cases	Percentage
1	Yes	4031	19.2%
2	No	16979	80.8%
Sysmiss		378	
<i>Warning: these figures indicate the number of cases found in the data file. They cannot be interpreted as summary statistics of the population of interest.</i>			
# s7dq5a: How much was your last bill? (Only your part if joint meter or shared bill) :			
Information	[Type= continuous] [Format=numeric] [Range= 1-999] [Missing=*]		
Statistics [NW/ W]	[Valid=3969 /-] [Invalid=17419 /-] [Mean=49.82 /-] [StdDev=76.632 /-]		
# s7dq5b: Time unit			
Information	[Type= discrete] [Format=numeric] [Range= 1-6] [Missing=*]		
Statistics [NW/ W]	[Valid=4124 /-] [Invalid=17264 /-]		
Value	Label	Cases	Percentage
1	Daily	490	11.9%
2	Weekly	142	3.4%
3	Monthly	3328	80.7%
4	Quarterly	37	0.9%
5	Half Yearly	8	0.2%
6	Yearly	119	2.9%
Sysmiss		17264	
<i>Warning: these figures indicate the number of cases found in the data file. They cannot be interpreted as summary statistics of the population of interest.</i>			
# s7dq6: How much did your household pay to a private water Vendor, neighbour or standpip			
Information	[Type= continuous] [Format=numeric] [Range= 0-990] [Missing=*]		
Statistics [NW/ W]	[Valid=20887 /-] [Invalid=501 /-] [Mean=8.754 /-] [StdDev=21.692 /-]		
# s7dq7: Did your household sell any water to someone else?			
Information	[Type= discrete] [Format=numeric] [Range= 1-2] [Missing=*]		

# s7dq7: Did your household sell any water to someone else?			
Statistics [NW/ W]		[Valid=20889 /-] [Invalid=499 /-]	
Value	Label	Cases	Percentage
1	Yes	167	0.8%
2	No	20722	99.2%
Sysmiss		499	
<i>Warning: these figures indicate the number of cases found in the data file. They cannot be interpreted as summary statistics of the population of interest.</i>			
# s7dq8a: How much does your household sell water using the following units? Amount			
Information		[Type= continuous] [Format=numeric] [Range= 0-99] [Missing=*]	
Statistics [NW/ W]		[Valid=169 /-] [Invalid=21219 /-] [Mean=11.734 /-] [StdDev=18.151 /-]	
# s7dq8b: Unit of water sold			
Information		[Type= discrete] [Format=numeric] [Range= 1-3] [Missing=*]	
Statistics [NW/ W]		[Valid=173 /-] [Invalid=21215 /-]	
Value	Label	Cases	Percentage
1	Litre	5	2.9%
2	Bucket(NO.34)	61	35.3%
3	Gallon(Kuffour)	107	61.8%
Sysmiss		21215	
<i>Warning: these figures indicate the number of cases found in the data file. They cannot be interpreted as summary statistics of the population of interest.</i>			
# s7dq9: How much did your household receive for the water sold in the past 2 weeks?			
Information		[Type= continuous] [Format=numeric] [Range= 2-700] [Missing=*]	
Statistics [NW/ W]		[Valid=160 /-] [Invalid=21228 /-] [Mean=104.331 /-] [StdDev=120.295 /-]	
# s7dq10a: What are the different sources of electricity that you use in your household in			
Information		[Type= discrete] [Format=numeric] [Range= 1-9] [Missing=*]	
Statistics [NW/ W]		[Valid=21388 /-] [Invalid=0 /-]	
Value	Label	Cases	Percentage
1	National Grid Connection	16792	78.5%
2	Local Mini Grid	6	0.0%
3	Private Generator	2	0.0%
4	Solar Home System	148	0.7%
5	Solar Lantern/Lighting System	442	2.1%
6	Rechargeable Battery	348	1.6%
7	Other (specify)	273	1.3%
8	No Electric Power	3377	15.8%
9	No more source	0	
<i>Warning: these figures indicate the number of cases found in the data file. They cannot be interpreted as summary statistics of the population of interest.</i>			
# s7dq10b: What are the different sources of electricity that you use in your household in			
Information		[Type= discrete] [Format=numeric] [Range= 1-9] [Missing=*]	
Statistics [NW/ W]		[Valid=21388 /-] [Invalid=0 /-]	
Value	Label	Cases	Percentage
1	National Grid Connection	1190	5.6%
2	Local Mini Grid	4	0.0%
3	Private Generator	96	0.4%

s7dq10b: What are the different sources of electricity that you use in your household in

Value	Label	Cases	Percentage
4	Solar Home System	57	0.3%
5	Solar Lantern/Lighting System	536	2.5%
6	Rechargeable Battery	5251	24.6%
7	Other (specify)	3926	18.4%
8	No Electric Power	0	
9	No more source	10328	48.3%

Warning: these figures indicate the number of cases found in the data file. They cannot be interpreted as summary statistics of the population of interest.

s7dq10c: What are the different sources of electricity that you use in your household in

Information [Type= discrete] [Format=numeric] [Range= 1-9] [Missing=*]

Statistics [NW/ W] [Valid=21388 /-] [Invalid=0 /-]

Value	Label	Cases	Percentage
1	National Grid Connection	1021	4.8%
2	Local Mini Grid	0	
3	Private Generator	6	0.0%
4	Solar Home System	18	0.1%
5	Solar Lantern/Lighting System	93	0.4%
6	Rechargeable Battery	404	1.9%
7	Other (specify)	1037	4.8%
8	No Electric Power	4	0.0%
9	No more source	18805	87.9%

Warning: these figures indicate the number of cases found in the data file. They cannot be interpreted as summary statistics of the population of interest.

s7dq10d: What are the different sources of electricity that you use in your household in

Information	[Type= discrete] [Format=numeric] [Range= 1-9] [Missing=*]
Statistics [NW/ W]	[Valid=21388 /-] [Invalid=0 /-]

Value	Label	Cases	Percentage
1	National Grid Connection	842	3.9%
2	Local Mini Grid	0	
3	Private Generator	2	0.0%
4	Solar Home System	16	0.1%
5	Solar Lantern/Lighting System	24	0.1%
6	Rechargeable Battery	334	1.6%
7	Other (specify)	77	0.4%
8	No Electric Power	0	
9	No more source	20093	93.9%

Warning: these figures indicate the number of cases found in the data file. They cannot be interpreted as summary statistics of the population of interest.

s7dq10ao: Other specify

Information	[Type= discrete] [Format=character] [Missing=*]
Statistics [NW/ W]	[Valid=252 /-] [Invalid=0 /-]

Value	Label	Cases	Percentage
BATTERY TORCH LIGHT		3	1.2%
BATTERY TOUCH		3	1.2%
BATTERY TOUCH LIGHT		1	0.4%
FLASH LIGHT		3	1.2%
FLASHING LIGHT		1	0.4%
FLASHLIGHT		5	2.0%
KEROSINE LANTERN		1	0.4%
LANTERN		1	0.4%
NORMAL BATTERY TOUCH		1	0.4%
PHONE		1	0.4%
PHONE FLASH LIGHT		1	0.4%
PHONE LIGHT		4	1.6%
PHONE TORCH		2	0.8%
PHONE TOUCH		1	0.4%
PHONE'S LIGHT		1	0.4%
Phone's Torch		1	0.4%
SOLA TORCH LIGHT		1	0.4%
SOLAR TORCH		1	0.4%
SOLAR TORCHLIGHT		2	0.8%

# s7dq10ao: Other specify			
Value	Label	Cases	Percentage
SOLAR TOURCHLIGHT		2	0.8%
THEY USE SOLAR TOURCHLIGHT AND SOLAR TO CHARGE PHONE		1	0.4%
TORCH		5	2.0%
TORCH LIGHT		29	11.5%
TORCH LIGHT WITH NON RECHARGEABL BATTERY		1	0.4%
TORCH LIHGT		1	0.4%
TORCHLIGHT		134	53.2%
TOUCH		1	0.4%
TOUCH LIGHT		38	15.1%
TOUCH LIGHT BATTERY		2	0.8%
TOUCH LIGHTS		1	0.4%
TOUCHLIGHT WITH BATTERY		1	0.4%
Torchlight		2	0.8%

Warning: these figures indicate the number of cases found in the data file. They cannot be interpreted as summary statistics of the population of interest.

# s7dq10bo: Other specify			
Information	[Type= discrete] [Format=character] [Missing=*]		
Statistics [NW/ W]	[Valid=3932 /-] [Invalid=0 /-]		
Value	Label	Cases	Percentage
.torchlight		1	0.0%
BATTERY		2	0.1%
BATTERY TORCH LIGHT		1	0.0%
BATTERY TORCH LIGHT		20	0.5%
BATTERY TOUCH LIGHT		2	0.1%
BATTERY TOUCHLIGHT		4	0.1%
BATTERY TOURCHLIGHT		1	0.0%
BATTERY torchlight		1	0.0%
Battery touchlight		1	0.0%
CANDLE		2	0.1%
CANDLES		6	0.2%
Candle		3	0.1%
Candle Light		1	0.0%

s7dq10bo: Other specify

Value	Label	Cases	Percentage
Candle light		3	0.1%
Candlelight		1	0.0%
Car battery		1	0.0%
Cell Phone Tourchlight		2	0.1%
Cellphone Torchlight		2	0.1%
Cellphone Tourchlight		7	0.2%
Chargeable light		1	0.0%
FLASH LIGHT		30	0.8%
FLASHLIGHT		1	0.0%
Fl		1	0.0%
Flash		1	0.0%
Flash light		137	3.5%
Flashlight		32	0.8%
Flashlight with dry cell battery		1	0.0%
KEROSENE LANTERN		3	0.1%
Kendel Sticks		1	0.0%
LANTERN		2	0.1%
MOBILE PHONE FLASHLIGHT		3	0.1%
MOBILE phone		1	0.0%
Mobile phone light		2	0.1%
Mobile phone torch		5	0.1%
Mobile phone touch light		1	0.0%
Mobile phone's flashlight		1	0.0%
PHONE TORCH		1	0.0%
PHONE TORCH LIGHT		1	0.0%
PHONE LIGHT		8	0.2%
PHONE TORCH		3	0.1%
PHONE TORCH LIGHT		11	0.3%
PHONE TORCHLIGHT		2	0.1%
PHONE TOUCH		1	0.0%
PHONE TOUCH LIGHT		1	0.0%
PHONE TOUHLIGHT		10	0.3%

s7dq10bo: Other specify

Value	Label	Cases	Percentage
PHONE TOURCH		18	0.5%
Phkne torchlight		1	0.0%
Phone		21	0.5%
Phone Battery		1	0.0%
Phone Flashlight		1	0.0%
Phone Light		12	0.3%
Phone Torch		1	0.0%
Phone Touch		2	0.1%
Phone flash light		5	0.1%
Phone flash lights		1	0.0%
Phone flashlight		4	0.1%
Phone light		91	2.3%
Phone torch light		1	0.0%
Phone torchlight		2	0.1%
Phone touch		3	0.1%
Phone's Flashlight		6	0.2%
Phone's Torch		1	0.0%
Phone's torchlight		1	0.0%
RECHARGEABL LAMP		1	0.0%
ROOM CANDLES		1	0.0%
Rechargeable flashlight		1	0.0%
SOLAR PANEL		1	0.0%
TORCH LIGHT		56	1.4%
TORCH light with battery		1	0.0%
TORCHLIGHT		108	2.7%
TOUCH LIGHT		34	0.9%
TOUCHLIGHT		67	1.7%
TOURCH LIGHT		2	0.1%
TOURCHLIGHT THAT USES BATTERY		1	0.0%
TOURCHLIGHT that can't be changed		1	0.0%
TOURCHLIGHT that can't be charged		1	0.0%
TOURCHLIGHT that use battery		1	0.0%
TOURCHLIGHT that uses battery		2	0.1%

s7dq10bo: Other specify

Value	Label	Cases	Percentage
Torch		6	0.2%
Torch light		56	1.4%
Torch light with batteries		4	0.1%
Torch light with dry cell batteries		2	0.1%
Torch with batteries		1	0.0%
Torche light with dry cell battery		1	0.0%
Torchlight		70	1.8%
Touch Light		3	0.1%
Touch light		22	0.6%
Touchlight		2	0.1%
Tourchlight		27	0.7%
battery boxl light		1	0.0%
battery flashlight		1	0.0%
battery torch		3	0.1%
battery torchlight		29	0.7%
battery touch		3	0.1%
battery touchlight		2	0.1%
bobo		1	0.0%
ca dle		1	0.0%
camdle		1	0.0%
candel		2	0.1%
candle		99	2.5%
candle light		3	0.1%
candlelight		1	0.0%
candles		8	0.2%
chargeable lamp		6	0.2%
chargeable light		1	0.0%
cundle		1	0.0%
dry cell flashlight		6	0.2%
dry cell torch		1	0.0%
f		1	0.0%
flash light		67	1.7%
flash light with battery		1	0.0%
flashlight		256	6.5%
flashlight that uses batteries		1	0.0%
flashlight with battery		1	0.0%
flashlight with battery		10	0.3%

s7dq10bo: Other specify

Value	Label	Cases	Percentage
flashlight with dry cell battery		3	0.1%
flashlights		2	0.1%
improvised light with battery		1	0.0%
improvised wooden with battery		1	0.0%
kerosene lamp		3	0.1%
kerosene lantern		13	0.3%
lamp		4	0.1%
lamps		1	0.0%
lantern		8	0.2%
lantern with battery		1	0.0%
light battery		1	0.0%
light from mobile phone		1	0.0%
light from phone		1	0.0%
light in mobile phone		2	0.1%
local lantin		1	0.0%
mobile phone		1	0.0%
mobile phone Flashlight		2	0.1%
mobile phone flash		1	0.0%
mobile phone flashlight		3	0.1%
mobile phone light		46	1.2%
mobile phone torch		4	0.1%
mobile phone torch light		2	0.1%
mobile phone torchlight		5	0.1%
mobile phone touch light		1	0.0%
mobile phone's flashlight		1	0.0%
mobiles phone light		1	0.0%
mobile phone		1	0.0%
mp3		1	0.0%
no electric power		5	0.1%
non chargerble touchlight		1	0.0%
non rechargeable battery torchlight		1	0.0%

s7dq10bo: Other specify

Value	Label	Cases	Percentage
non rechargeable torchlight		7	0.2%
none		2	0.1%
normal batteries non chargeble		1	0.0%
normal battery touch		17	0.4%
p		1	0.0%
ph		1	0.0%
phon		2	0.1%
phone		5	0.1%
phone light		1	0.0%
phone light		1	0.0%
phone ?? light		1	0.0%
phone battery		1	0.0%
phone flash		1	0.0%
phone flash light		11	0.3%
phone flashlight		64	1.6%
phone lig		1	0.0%
phone light		254	6.5%
phone torch		133	3.4%
phone torch light		39	1.0%
phone torchlight		101	2.6%
phone touch		135	3.4%
phone touch light		33	0.8%
phone touchlight		6	0.2%
phone tource		1	0.0%
phone tource light		1	0.0%
phone's Flashlight		1	0.0%
phone's flash light		1	0.0%
phone's flashlight		5	0.1%
phones light		1	0.0%
phonetouch		1	0.0%
rechargeable lamp		2	0.1%
rechargeable light		8	0.2%
room candles		1	0.0%
solar flashlight		2	0.1%
t		2	0.1%
telephone light		1	0.0%
to		1	0.0%
today		1	0.0%

# s7dq10bo: Other specify			
Value	Label	Cases	Percentage
torch		44	1.1%
torch chargeable		1	0.0%
torch (battery)		1	0.0%
torch light		274	7.0%
torch light or phone light		1	0.0%
torch lights		1	0.0%
torch(battery)		1	0.0%
torche light		1	0.0%
torchligh		1	0.0%
torchlight		658	16.7%
torchlight (battery)		1	0.0%
torchlight ??		1	0.0%
torchlight battery one		1	0.0%
torchlight or phonelight		1	0.0%
torchlight with battery		1	0.0%
tortch light		2	0.1%
touch		36	0.9%
touch flash		1	0.0%
touch libht		1	0.0%
touch light		385	9.8%
touch light (battery)		1	0.0%
touch light with battery		1	0.0%
touch lights		1	0.0%
touch non rechargeable battery		1	0.0%
touchlight		54	1.4%
touchlight light		1	0.0%
touch light		3	0.1%
touchlight		15	0.4%
unchangeable toch light		1	0.0%
unchangeable torch light		1	0.0%
uncomfortable torch light		1	0.0%

Warning: these figures indicate the number of cases found in the data file. They cannot be interpreted as summary statistics of the population of interest.

# s7dq10co: Other specify	
Information	[Type= discrete] [Format=character] [Missing=*]
Statistics [NW/ W]	[Valid=1030 /-] [Invalid=0 /-]

s7dq10co: Other specify

Value	Label	Cases	Percentage
BATTERY TORCH LIGHT		1	0.1%
BATTERY TOUCH LIGHT		1	0.1%
CANDLE		3	0.3%
Candle		3	0.3%
Candle light		1	0.1%
Cellphone Torchlight		3	0.3%
Cellphone Tourchlight		3	0.3%
FLASH LIGHT		6	0.6%
Flash light		11	1.1%
Flashlight		4	0.4%
Kerosine Lantern		1	0.1%
LANTERN		1	0.1%
Mobile phone light		1	0.1%
Mobile phone torch		1	0.1%
Mobile phone touch light		1	0.1%
PHONE LIGHT		3	0.3%
PHONE TORCH		2	0.2%
PHONE TORCH LIGHT		4	0.4%
PHONE TOUCH		2	0.2%
PHONE TOUCHLIGHT		7	0.7%
PHONE TOURCH		6	0.6%
PHONE TOURCHLIGHT THAT USES BATTERIES		1	0.1%
Phone		1	0.1%
Phone Light		3	0.3%
Phone flash light		1	0.1%
Phone light		71	6.9%
Phone torch		1	0.1%
Phone touch		6	0.6%
Phone touchlight		1	0.1%
Phone's Flashlight		3	0.3%
Phone's Torch		2	0.2%
TORCHLIGHT		2	0.2%
TOUCHLIGHT		2	0.2%

s7dq10co: Other specify

Value	Label	Cases	Percentage
Torch		2	0.2%
Torch light		3	0.3%
Torch light with battery		1	0.1%
Torch light with dry cell batteries		1	0.1%
Torchlight		1	0.1%
Tourchlight		1	0.1%
battery torchlight		4	0.4%
bobo kanea		1	0.1%
candle		61	5.9%
candle light		7	0.7%
candles		19	1.8%
cendel		1	0.1%
chargeable lamp		1	0.1%
flash light		4	0.4%
flashlight		19	1.8%
flashlight with dry cell battery		1	0.1%
kerosene lamp		2	0.2%
kerosene lantern		5	0.5%
lamp		1	0.1%
lantern		1	0.1%
light from mobile phone		1	0.1%
light from phones		1	0.1%
mobile phone		3	0.3%
mobile phone flashlight		7	0.7%
mobile phone ligh		1	0.1%
mobile phone light		37	3.6%
mobile phone torch		22	2.1%
mobile phone torchlight		1	0.1%
mobile phone touch light		1	0.1%
phome touch light		1	0.1%
phon		1	0.1%
phone		6	0.6%
phone light		1	0.1%
phone torch		1	0.1%
phone flash light		4	0.4%
phone flashlight		42	4.1%
phone light		180	17.5%

# s7dq10co: Other specify			
Value	Label	Cases	Percentage
phone lights		1	0.1%
phone lightt		1	0.1%
phone toch		1	0.1%
phone torch		100	9.7%
phone torch light		29	2.8%
phone torchlight		43	4.2%
phone touch		79	7.7%
phone touch flash		1	0.1%
phone touch light		27	2.6%
phone touchlight		18	1.7%
phone's flash light		6	0.6%
phone's flashlight		23	2.2%
phone's light		9	0.9%
phones		1	0.1%
phones light		1	0.1%
solar light		1	0.1%
torch		3	0.3%
torch light		5	0.5%
torchlight		37	3.6%
torchlight battery		1	0.1%
touch light		32	3.1%
touch light with battery		3	0.3%
touchlight		1	0.1%
tourchlight		2	0.2%

Warning: these figures indicate the number of cases found in the data file. They cannot be interpreted as summary statistics of the population of interest.

# s7dq10do: Other specify	
Information	[Type= discrete] [Format=character] [Missing=*]
Statistics [NW/ W]	[Valid=0 /-] [Invalid=0 /-]

# s7dq11: What is the source of power for the mini-grid	
Information	[Type= discrete] [Format=numeric] [Range= 1-8] [Missing=*]
Statistics [NW/ W]	[Valid=3 /-] [Invalid=21385 /-]

Value	Label	Cases	Percentage
1	Wind	0	
2	Diesel/Gasoline	1	33.3%
3	Hydropower	1	33.3%
4	Solar	0	
5	Biomass	0	
6	Rechargeable Battery	0	
7	Other (specify	1	33.3%
8	Don't know	0	

# s7dq11: What is the source of power for the mini-grid			
Value	Label	Cases	Percentage
Sysmiss		21385	
<i>Warning: these figures indicate the number of cases found in the data file. They cannot be interpreted as summary statistics of the population of interest.</i>			
# s7dq11o: Other specify			
Information	[Type= discrete] [Format=character] [Missing=*]		
Statistics [NW/ W]	[Valid=0 /-] [Invalid=0 /-]		
# s7dq12: What is the MAIN reason why the household is not connected to the national grid?			
Information	[Type= discrete] [Format=numeric] [Range= 1-10] [Missing=*]		
Statistics [NW/ W]	[Valid=3006 /-] [Invalid=18382 /-]		
Value	Label	Cases	Percentage
1	Grid is too far from household/not available	1263	42.0%
2	Cost of initial connection is too expensive	755	25.1%
3	Monthly fee is too expensive	220	7.3%
4	Satisfied with current energy solution	29	1.0%
5	Renting, Landlord decision	78	2.6%
6	Service unreliable	37	1.2%
7	Administrative procedure is too complicated	138	4.6%
8	Submitted application and waiting for connection	156	5.2%
9	Company refused to connect the household	115	3.8%
10	Other (Specify)	215	7.2%
Sysmiss		18382	
<i>Warning: these figures indicate the number of cases found in the data file. They cannot be interpreted as summary statistics of the population of interest.</i>			
# s7dq12o: Other specify			
Information	[Type= discrete] [Format=character] [Missing=*]		
Statistics [NW/ W]	[Valid=212 /-] [Invalid=0 /-]		
Value	Label	Cases	Percentage
AFTER SETTING UP THEIR STRUCTURE BEFORE THEY CONNECT THE GRID		1	0.5%
BEEN DISCONNECTED DUE TO LACK OF PAYMENT		1	0.5%
BLIND, DO NOT NEED IT		1	0.5%
BUILDING NOT COMPLETED		1	0.5%
BUILDING STILL UNDER CONSTRUCTION		1	0.5%
CANNOT AFFORD		1	0.5%
CARETAKER		1	0.5%

s7dq12o: Other speccify

Value	Label	Cases	Percentage
COCOA FARMERS DIDN'T FOR THIER COCOA TO BE CUT DOWN		1	0.5%
COMMUNITY IS NOT CONNECTED TO THE GRID		1	0.5%
COMMUNITY IS NOT CONNECTED YET		1	0.5%
COMMUNITY ISNT CONNECTED TO NATIONAL GRID		1	0.5%
COMMUNITY MISUNDERSTA		1	0.5%
COMMUNITY NOT CONNECTED THOUGH THERE'S GRID		1	0.5%
COMMUNITY NOT CONNECTED TO GRID		1	0.5%
COMMUNITY NOT CONNECTED TO NATIONAL GRID		4	1.9%
COMMUNITY NOT CONNECTED TO THE GRID		7	3.3%
COMMUNITY NOT HAVING A TRANSFORMER		1	0.5%
COMPANY DISCONNECTEI LINE TO DEBT		1	0.5%
CONNECTION DISCONNECTEI		1	0.5%
COULDN'T AFFORD TO PAY		1	0.5%
DID NOT PAY LIGHT BILLS		1	0.5%
DISCONNECTEI		4	1.9%
DISCONNECTEI BY ECG		1	0.5%

s7dq12o: Other speccify

Value	Label	Cases	Percentage
DISCONNECTED BY ECG DUE TO DEBT		1	0.5%
DISCONNECTED BY THE COMPANY		1	0.5%
DISCONNECTED BY THE ELECTRICITY COMPANY		1	0.5%
DISCONNECTED DUE TO DEBT		1	0.5%
DISCONNECTED DUE TO LACK OF PAYMENT		2	0.9%
DISCONNECTED DUE TO OWNING		1	0.5%
DISCONNECTED FROM NATIONAL GRID		1	0.5%
DISCOUNTED		1	0.5%
DISTRICT ASSEMBLY DIDNT PROVIDE THEM LIGHT		1	0.5%
DOES NOT PREFER ELECTRICITY		1	0.5%
DON'T HAVE MONEY TO PAY		1	0.5%
DONT NEED LIGHT		1	0.5%
FAMILY DISPUTE		1	0.5%
FAMILY MEMBER REFUSED		1	0.5%
FARMING IN A DIFFERENT DISTRICT		1	0.5%
FUNALIS CANNOT BE GIVEN LIGHT		1	0.5%
GOVERNMENT DIDNT PROVIDE THEM WITH LIGHT		1	0.5%
GOVERNMENT HAS NOT PROVIDED THEM LIGHT		1	0.5%
GOVERNMENT HAS NOT		1	0.5%

s7dq12o: Other speccify

Value	Label	Cases	Percentage
PROVIDED THEM WITH LIGHT			
GOVERNMENT HASNT GIVEN THEM LIGHT		1	0.5%
GOVERNMENT HASNT PROVIDED THEM WITH ELECTRICITY		1	0.5%
GOVERNMENT HAVENT PROVIDED THEM LIGHT		1	0.5%
GRID HAS BEEN CUT FROM THE MAIN TRANSFORMER		5	2.4%
GRID HAS BEEN CUT OFF		1	0.5%
HAS BEEN DISCONNECTEI		1	0.5%
HAS NEEN BEEN TAKEN OF NATIONAL GRID DUE TO DEBT		1	0.5%
HAS NOT YET STARTED		1	0.5%
HAS TO CLEAR DEBT WITH ECG TO GET RECONNECTED		1	0.5%
HAVE BEEN DISCONNECTEI FROM NATIONAL GRID BECAUSE INITIAL CONNECTION HAD FAULTS		1	0.5%
HAVEN'T BEEN CONNECTED AFTER GOING THROUGH THE PROCESS AND DOMT KNOW WHY		1	0.5%
HOUSE DISCONNECTEI DUE TO DEBT		1	0.5%
HOUSE NOW UNDER CONSTRUCTION		1	0.5%

s7dq12o: Other speccify

Value	Label	Cases	Percentage
HOUSE UNDER CONSTRUCTION		3	1.4%
HOUSEHOLD NOT CLOSE TO SOURCE OF LIGHT		1	0.5%
HOUSEHOLD REFUSE TO CONNECT		1	0.5%
IN DEBIT		1	0.5%
IN THE PROCESS OF GETTING CONNECTED TO THE NATIONAL GRID		1	0.5%
LANDLORD HASN'T CONNECTED		1	0.5%
METER DISCONNECTED BY VRA		1	0.5%
METER GOT BURNT		1	0.5%
MOVED IN AFTER COMMUNITY HAS BEEN CONNECTED		1	0.5%
N90 ELECTRICITY POWER IN THE COMMUNITY		1	0.5%
NEED MONEY TO DO IN HSE WIRING BEFORE CONNECTING		1	0.5%
NEW SETTLEMENTS		1	0.5%
NEW STRUCTURE		1	0.5%
NEWLY COMPLETED BUILDING		1	0.5%
NO ELECTRICITY		12	5.7%
NO ELECTRICITY IN COMMUNITY		1	0.5%
NO ELECTRICITY IN THE COMMUNITY		2	0.9%

s7dq12o: Other speccify

Value	Label	Cases	Percentage
NO ELECTRICITY POWER IN THE COMMUNITY		1	0.5%
NO ELECTRICITY SUPPLY IN THE AREA		1	0.5%
NO ELECTRICITY SUPPLY IN THE COMMUNITY		22	10.4%
NO ELECTRICITY SUPPLY IN THE TOWN		1	0.5%
NO LIGHT IN COMMUNITY		1	0.5%
NO LIGHT IN THE COMMUNITY		1	0.5%
NO LIGHT IN THE COMMUNITY		17	8.0%
NO LIGHTS IN THE COMMUNITY AT ALL		1	0.5%
NO METER		2	0.9%
NO METER SO NO POWER AVAILABLE		1	0.5%
NO REASON		1	0.5%
NOT AVAILABLE		1	0.5%
NOT CONNECTED		1	0.5%
NOT INTERESTED		2	0.9%
NOT READY TO CONNECT TO NATIONAL GRID		1	0.5%
NOW CONSTRUCTING HOUSE AND WORKING ON OTHER THINGS GRADUALLY		1	0.5%
OLD DEBT		1	0.5%
OTHER HOUSEHOLD DENIED ME ACCESS TO CONNECT		1	0.5%

s7dq12o: Other speccify

Value	Label	Cases	Percentage
OWING		1	0.5%
OWING LIGHT BILL		2	0.9%
OWING LIGHT BILLS		1	0.5%
OWNER IS YET TO CONNECT POWER		1	0.5%
PERSONAL REASONS		1	0.5%
POWER DISCONNECTED		1	0.5%
RARELY STAY IN THE DWELLING		1	0.5%
RENT-FREE, LANDLORD DECISION		1	0.5%
SOME PART OF THE COMMUNITY IS NOT CONNECTED TO THE GRID YET		1	0.5%
STRUCTURE WAS NOT AVAILABLE DURING CONNECTION		1	0.5%
TEMPORARY DISCONNECTED FROM THE NATIONAL GRID BECAUSE THEY OWE ECG		2	0.9%
TEMPORARY DISCONNECTED DUE TO OWNING		1	0.5%
THE DISTRICT HAVE NOT GIVEN THEM LIGHT		1	0.5%
THE ENTIRE COMMUNITY HAS NO NATIONAL GRID		1	0.5%
THE METER HAS SPOLT IN THE PAST 4 MONTHS		1	0.5%
THEY ARE OWING ECG. SO ECG HAVE		1	0.5%

s7dq12o: Other specify

Value	Label	Cases	Percentage
DISCONNECTED THEIR LIGHT			
THEY HAVE BEEN DISCONNECTED FOR THE PAST 3 YEARS		1	0.5%
THEY JUST MOVED IN AND NOW MAKING ARRANGEMENTS FOR CONNECTION		1	0.5%
TOLD FUNALIS CANNOT HAVE LIGHT		1	0.5%
UNABLE TO MAKE TIME TO APPLY FOR METER		1	0.5%
UNABLE TO PAID FOR THE MONTHLY BILLS. THE CARE TAKER HAS DISCONNECTED THE HH.		1	0.5%
UNABLE TO PAY FOR MY PREVIOUS BILLS		1	0.5%
UNCOMPLETED HOUSE		3	1.4%
WAITING FOR CONNECTION		1	0.5%
WAITING FOR OWN METER		1	0.5%
WAITING TO FINISH NEW HOUSE TO CONNECT		1	0.5%
WANT TO COMPLETE CONSTRUCTION BEFORE		1	0.5%
WAS DISCONNECTED		1	0.5%
YET TO BE CONNECTED TO THE NATIONAL GRID		18	8.5%
YET TO CONNECT		1	0.5%

# s7dq12o: Other speccify			
Value	Label	Cases	Percentage
YET TO CONNECT LIGHT		1	0.5%
<i>Warning: these figures indicate the number of cases found in the data file. They cannot be interpreted as summary statistics of the population of interest.</i>			
# s7dq13: What is the main source of lighting for your Dwelling			
Information	[Type= discrete] [Format=numeric] [Range= 1-6] [Missing=*]		
Statistics [NW/ W]	[Valid=2981 /-] [Invalid=18407 /-]		
Value	Label	Cases	Percentage
1	Kerosene lamp	40	1.3%
2	Gas lamp	0	
3	Flash light	2783	93.4%
4	Firewood	18	0.6%
5	Crop residue	1	0.0%
6	Other (specify)	139	4.7%
Sysmiss		18407	
<i>Warning: these figures indicate the number of cases found in the data file. They cannot be interpreted as summary statistics of the population of interest.</i>			
# s7dq13o: Other specify			
Information	[Type= discrete] [Format=character] [Missing=*]		
Statistics [NW/ W]	[Valid=146 /-] [Invalid=0 /-]		
Value	Label	Cases	Percentage
BATTERY TORCHLIGHT		1	0.7%
BATTERY TOUCH		1	0.7%
BLIND, DO NOT USE ANY LIGHTING SOURCE		1	0.7%
CANDLE		6	4.1%
CANDLE LIGHT		1	0.7%
CELLPHONE TOURCHLIGHT		2	1.4%
CHARGEABLE LAMP		1	0.7%
CHARGEABLE TORCH		1	0.7%
ELECTRICITY		1	0.7%
LIGHT BULB		13	8.9%
MOBILE PHONE LIGHT		1	0.7%
NONE		2	1.4%
PHONE		1	0.7%
PHONE LIGHT		1	0.7%
PHONE FLASH LIGHT		2	1.4%
PHONE FLASHLIGHT		1	0.7%

s7dq13o: Other specify

Value	Label	Cases	Percentage
PHONE LI		1	0.7%
PHONE LIGHT		3	2.1%
PHONE TORCH		3	2.1%
PHONE TOUCH		1	0.7%
PHONES LIGHT		1	0.7%
PHONES TORCHLIGHT		1	0.7%
RECHARGEABLE SOLAR LAMP		1	0.7%
SOLAR		9	6.2%
SOLAR LANTERN		1	0.7%
SOLAR ENERGY		1	0.7%
SOLAR FLASHLIGHT		1	0.7%
SOLAR LAMP		7	4.8%
SOLAR LANTERNS		1	0.7%
SOLAR LIGHT		1	0.7%
SOLAR PAD		1	0.7%
SOLAR PANEL		4	2.7%
SOLAR PANELS		1	0.7%
SOLAR POWER		1	0.7%
SOLAR RECHARGEABLE LAMP		4	2.7%
TORCH		2	1.4%
TORCH LIGHT		10	6.8%
TORCHLIGHT		16	11.0%
TOUCH		1	0.7%
TOUCH LIGHT		1	0.7%
TOUCH LIGHT		30	20.5%
TOUCHLIGHT		3	2.1%
TOURCHLIGHT		2	1.4%
TUOCH LIGHT		2	1.4%

Warning: these figures indicate the number of cases found in the data file. They cannot be interpreted as summary statistics of the population of interest.

s7dq14: Which of these different light bulb do you use with the main electricity system?

Information	[Type= discrete] [Format=character] [Missing=*]		
Statistics [NW/ W]	[Valid=19107 /-] [Invalid=0 /-]		
Value	Label	Cases	Percentage
A		1880	9.8%
AB		168	0.9%

s7dq14: Which of these different light bulb do you use with the main electricity system?

Value	Label	Cases	Percentage
ABC		9	0.0%
ABCD		3	0.0%
ABD		10	0.1%
AC		76	0.4%
ACD		20	0.1%
ACE		1	0.0%
AD		279	1.5%
ADE		8	0.0%
AE		51	0.3%
B		810	4.2%
BC		145	0.8%
BCD		26	0.1%
BCE		1	0.0%
BD		155	0.8%
BDE		7	0.0%
BE		55	0.3%
C		2233	11.7%
CD		855	4.5%
CDE		17	0.1%
CE		24	0.1%
D		9933	52.0%
DE		432	2.3%
E		1909	10.0%

Warning: these figures indicate the number of cases found in the data file. They cannot be interpreted as summary statistics of the population of interest.

s7dq15a: How much did your household spend on electricity on your last bill? Amount

Information	[Type= continuous] [Format=numeric] [Range= -30-999] [Missing=*]
Statistics [NW/ W]	[Valid=18757 /-] [Invalid=2631 /-] [Mean=50.074 /-] [StdDev=67.274 /-]

s7dq15b: Time Unit

Information	[Type= discrete] [Format=numeric] [Range= 1-6] [Missing=*]
Statistics [NW/ W]	[Valid=18768 /-] [Invalid=2620 /-]

Value	Label	Cases	Percentage
1	Daily	1004	5.3%
2	Weekly	939	5.0%
3	Monthly	15894	84.7%
4	Quarterly	326	1.7%
5	Half Yearly	69	0.4%
6	Yearly	536	2.9%
Sysmiss		2620	

Warning: these figures indicate the number of cases found in the data file. They cannot be interpreted as summary statistics of the population of interest.

s7dq16: What is the main fuel used by the household for cooking?

Information	[Type= discrete] [Format=numeric] [Range= 1-12] [Missing=*]
Statistics [NW/ W]	[Valid=21012 /-] [Invalid=376 /-]

s7dq16: What is the main fuel used by the household for cooking?

Value	Label	Cases	Percentage
1	Wood	9756	46.4%
2	LPG	4384	20.9%
3	Bio Gas	114	0.5%
4	Electricity	34	0.2%
5	Kerosene	12	0.1%
6	Charcoal	6311	30.0%
7	Crop residue	59	0.3%
8	Saw dust	5	0.0%
9	Animal waste	0	
10	Cooking gel	0	
11	Other (Specify)	8	0.0%
12	None	329	1.6%
Sysmiss		376	

Warning: these figures indicate the number of cases found in the data file. They cannot be interpreted as summary statistics of the population of interest.

s7dq16o: Other specify

Information	[Type= discrete] [Format=character] [Missing=*]
Statistics [NW/ W]	[Valid=0 /-] [Invalid=0 /-]

s7dq17: What type of biomas cook stove does the household use?

Information	[Type= discrete] [Format=character] [Missing=*]
Statistics [NW/ W]	[Valid=16160 /-] [Invalid=0 /-]

Value	Label	Cases	Percentage
A		306	1.9%
B		9170	56.7%
BC		269	1.7%
BCD		11	0.1%
BCDE		1	0.0%
BCDF		2	0.0%
BCE		5	0.0%
BCEF		1	0.0%
BCF		6	0.0%
BD		572	3.5%
BDE		25	0.2%
BDEF		2	0.0%
BDF		45	0.3%
BDG		1	0.0%
BE		142	0.9%
BEF		5	0.0%
BF		413	2.6%
BFG		12	0.1%
BG		46	0.3%
BH		5	0.0%
C		364	2.3%
CD		35	0.2%
CDF		5	0.0%

s7dq17: What type of biomass cook stove does the household use?

Value	Label	Cases	Percentage
CE		17	0.1%
CEF		2	0.0%
CEG		1	0.0%
CF		27	0.2%
D		2131	13.2%
DE		73	0.5%
DEF		1	0.0%
DF		307	1.9%
DG		2	0.0%
DI		1	0.0%
E		558	3.5%
EF		30	0.2%
EFG		1	0.0%
EG		2	0.0%
F		1414	8.8%
FG		21	0.1%
G		116	0.7%
H		5	0.0%
I		8	0.0%

Warning: these figures indicate the number of cases found in the data file. They cannot be interpreted as summary statistics of the population of interest.

s7dq17a: Other specify

Information	[Type= discrete] [Format=character] [Missing=*]
Statistics [NW/ W]	[Valid=9 /-] [Invalid=0 /-]

Value	Label	Cases	Percentage
8		1	11.1%
CEMENT BLOCKS		2	22.2%
CHARCOAL AND COALPORT		1	11.1%
COAL POT		1	11.1%
METAL STAND		1	11.1%
MOKYIA		1	11.1%
POUCH		1	11.1%
SAW DUST STOVE		1	11.1%

Warning: these figures indicate the number of cases found in the data file. They cannot be interpreted as summary statistics of the population of interest.

s7dq18a: How long have you been using your main biomass cook stove?

Information	[Type= continuous] [Format=numeric] [Range= 0-90] [Missing=*]
Statistics [NW/ W]	[Valid=15853 /-] [Invalid=5535 /-] [Mean=12.559 /-] [StdDev=11.88 /-]

s7dq18b: Unit

Information	[Type= discrete] [Format=numeric] [Missing=*]
Statistics [NW/ W]	[Valid=0 /-] [Invalid=21388 /-]

# s7dq18b: Unit			
Value	Label	Cases	Percentage
Sysmiss		21388	
<i>Warning: these figures indicate the number of cases found in the data file. They cannot be interpreted as summary statistics of the population of interest.</i>			
# s7dq19: In the past 3 months, where did you normally cook with the cookstove?			
Information	[Type= discrete] [Format=numeric] [Range= 1-6] [Missing=*]		
Statistics [NW/ W]	[Valid=21012 /-] [Invalid=376 /-]		
Value	Label	Cases	Percentage
1	In dwelling, NOT in sleeping area	3818	18.2%
2	In dwelling, in a sleeping area	240	1.1%
3	In a separate dwelling	4236	20.2%
4	In a veranda (roofed platform with at least two open sides)	3470	16.5%
5	Outdoors	9218	43.9%
6	Other (Specify)	30	0.1%
Sysmiss		376	
<i>Warning: these figures indicate the number of cases found in the data file. They cannot be interpreted as summary statistics of the population of interest.</i>			
# s7dq19o: Other specify			
Information	[Type= discrete] [Format=character] [Missing=*]		
Statistics [NW/ W]	[Valid=32 /-] [Invalid=0 /-]		
Value	Label	Cases	Percentage
AN OPEN SPACE		1	3.1%
BALCONY		1	3.1%
HUT		1	3.1%
IN A VERANDA WITH ONE OPEN SIDE		1	3.1%
IN AN ERRECTED STRUCTURE ON THE COMPOUND		1	3.1%
IN AN OPEN SPACE		3	9.4%
IN THE COMPOUND		1	3.1%
IN THE VERANDA WITH ONE OPEN SIDE		1	3.1%
IN VERANDA WITH ONE OPEN SIDE		1	3.1%
IN VERANDA WITHOUT ANY OPEN SIDE		1	3.1%
KITCHEN		6	18.8%
NO KITCHEN		1	3.1%

# s7dq19o: Other specify			
Value	Label	Cases	Percentage
OPEN SPACE NOT ROOFED		1	3.1%
OUTSIDE KITCHEN		1	3.1%
PORCH		1	3.1%
SEPARATE WOOD KITCHEN		1	3.1%
SHARED KITCHEN		2	6.2%
SHOP		1	3.1%
UNDER A SHED		4	12.5%
UNWALLED SHED		1	3.1%
WOOD STRUCTURE		1	3.1%
<i>Warning: these figures indicate the number of cases found in the data file. They cannot be interpreted as summary statistics of the population of interest.</i>			
# s7dq20: Do you usually use a chimney, hood or other exhaust system while using this stove			
Information	[Type= discrete] [Format=numeric] [Range= 1-2] [Missing=*]		
Statistics [NW/ W]	[Valid=21012 /-] [Invalid=376 /-]		
Value	Label	Cases	Percentage
1	Yes	414	2.0%
2	No	20598	98.0%
Sysmiss		376	
<i>Warning: these figures indicate the number of cases found in the data file. They cannot be interpreted as summary statistics of the population of interest.</i>			
# s7dq21: How does your household dispose of refuse?			
Information	[Type= discrete] [Format=numeric] [Range= 1-10] [Missing=*]		
Statistics [NW/ W]	[Valid=21012 /-] [Invalid=376 /-]		
Value	Label	Cases	Percentage
1	Compaction truck	921	4.4%
2	Other vehicles	116	0.6%
3	Tricycle	1218	5.8%
4	Central container	1698	8.1%
5	Bury in the ground	690	3.3%
6	Burn	6946	33.1%
7	Public dump/open space	7653	36.4%
8	Push carts/Walk-in attendant/Bicycle/Wheelbarrow	352	1.7%
9	Dumped indiscriminately	1366	6.5%
10	Other (Specify)	52	0.2%
Sysmiss		376	
<i>Warning: these figures indicate the number of cases found in the data file. They cannot be interpreted as summary statistics of the population of interest.</i>			
# s7dq21o: Other Specify			
Information	[Type= discrete] [Format=character] [Missing=*]		
Statistics [NW/ W]	[Valid=55 /-] [Invalid=0 /-]		

s7dq21o: Other Specify

Value	Label	Cases	Percentage
BUSH		2	3.6%
Bush		5	9.1%
Car		1	1.8%
Carried by a lady with a Pan		1	1.8%
DOES NOT DISPOSE REFUSE		1	1.8%
Sends it to the dumping site himself		1	1.8%
bagged in a sack		1	1.8%
bush		7	12.7%
don't pay		1	1.8%
dumped in the back of the dwelling		1	1.8%
dumps at workplace		1	1.8%
dust bin		1	1.8%
dustbin		1	1.8%
gutter		2	3.6%
he does not make rubbish		1	1.8%
in the bush		1	1.8%
in the gutter		6	10.9%
into a gutter		1	1.8%
into the gutter		2	3.6%
own dumping area		8	14.5%
own dumping site		1	1.8%
own dumping site behind the dwelling		1	1.8%
own refuse dump		1	1.8%
own space for dumping refuse		1	1.8%
put in a sack and carried away		1	1.8%
put in sack and carried away		1	1.8%
someone collects it		1	1.8%
someone helps burn it		1	1.8%
use as fertiliser		1	1.8%
use as fertiliser in their farm		1	1.8%

Warning: these figures indicate the number of cases found in the data file. They cannot be interpreted as summary statistics of the population of interest.

# s7dq22: How does your household dispose of kitchen and bath waste water?			
Information		[Type= discrete] [Format=character] [Missing=*]	
Statistics [NW/ W]		[Valid=21012 /-] [Invalid=0 /-]	
Value	Label	Cases	Percentage
A		2084	9.9%
AB		210	1.0%
ABC		88	0.4%
ABCD		8	0.0%
ABD		27	0.1%
AC		1318	6.3%
ACD		13	0.1%
AD		87	0.4%
B		851	4.1%
BC		1226	5.8%
BCD		8	0.0%
BD		18	0.1%
C		14807	70.5%
CD		105	0.5%
CE		1	0.0%
D		152	0.7%
E		9	0.0%
<i>Warning: these figures indicate the number of cases found in the data file. They cannot be interpreted as summary statistics of the population of interest.</i>			
# s7dq22o: Other specify			
Information		[Type= discrete] [Format=character] [Missing=*]	
Statistics [NW/ W]		[Valid=11 /-] [Invalid=0 /-]	
Value	Label	Cases	Percentage
0		2	18.2%
A PIT DIGGED FOR WASTE WATER		1	9.1%
DUSBING CONTAINER		1	9.1%
FLASHING OF TOILET		3	27.3%
FLOWS THROUGH PVC PIPE TO THE BUSH		1	9.1%
PIT THAT HAS BEEN DIGGED FOR WASTE WATER		1	9.1%
TOUCH LIGHT		2	18.2%
<i>Warning: these figures indicate the number of cases found in the data file. They cannot be interpreted as summary statistics of the population of interest.</i>			
# s7dq23a: How much does this household pay for refuse disposal? Amount			
Information		[Type= continuous] [Format=numeric] [Range= 0-300] [Missing=*]	
Statistics [NW/ W]		[Valid=21012 /-] [Invalid=376 /-] [Mean=1.719 /-] [StdDev=8.014 /-]	

# s7dq23b: Time Unit			
Information		[Type= discrete] [Format=numeric] [Range= 1-6] [Missing=*]	
Statistics [NW/ W]		[Valid=3973 /-] [Invalid=17415 /-]	
Value	Label	Cases	Percentage
1	Daily	1169	29.4%
2	Weekly	1749	44.0%
3	Monthly	1044	26.3%
4	Quarterly	3	0.1%
5	Half Yearly	1	0.0%
6	Yearly	7	0.2%
Sysmiss		17415	
<i>Warning: these figures indicate the number of cases found in the data file. They cannot be interpreted as summary statistics of the population of interest.</i>			
# s7dq24: What type of toilet facility is usually used by the household?			
Information		[Type= discrete] [Format=numeric] [Range= 1-12] [Missing=*]	
Statistics [NW/ W]		[Valid=21012 /-] [Invalid=376 /-]	
Value	Label	Cases	Percentage
1	Septic tank (manhole)	3730	17.8%
2	KVIP/VIP	2381	11.3%
3	Pit latrine	4800	22.8%
4	Enviro Loo	54	0.3%
5	Bio-digester (e.g. bio fill)	227	1.1%
6	Bio gas	56	0.3%
7	Bucket/Pan	6	0.0%
8	Portable toilet (e.g. Water potti)	113	0.5%
9	Sewer	35	0.2%
10	Public toilet	3795	18.1%
11	Other (Specify)	145	0.7%
12	No toilet facility	5670	27.0%
Sysmiss		376	
<i>Warning: these figures indicate the number of cases found in the data file. They cannot be interpreted as summary statistics of the population of interest.</i>			
# s7dq24o: Other specify			
Information		[Type= discrete] [Format=character] [Missing=*]	
Statistics [NW/ W]		[Valid=151 /-] [Invalid=0 /-]	
Value	Label	Cases	Percentage
	AT THE SEASHORE	1	0.7%
	BUSH	90	59.6%
	BUSH (OPEN SPACE)	4	2.6%
	BUSHES	1	0.7%
	COMMUNITY TOILET	3	2.0%
	DIGS A HOLE AND COVERS IT AFTERWARDS	1	0.7%
	DIGS A HOLE AND COVERS	1	0.7%

s7dq24o: Other specify

Value	Label	Cases	Percentage
IT WHEN DONE			
DIGS A HOLE IN THE GROUND		1	0.7%
DUG PIT IN THE BUSH		1	0.7%
GO FOR TOILET AT THE BUSH		1	0.7%
GO TO BUSH		1	0.7%
GOES TO THE TOILET AT THE BUSH		1	0.7%
GOES FOR TOILET IN ANOTHER HOUSE		1	0.7%
GOES TO TOILET AT THE BUSH		8	5.3%
GOES TO TOILET IN THE BUSH		1	0.7%
IN A RUBBER		1	0.7%
IN THE BUSH		5	3.3%
INDISCRIMINA		1	0.7%
NEIGHBOUR TOILET		1	0.7%
NO TOILET BUT SHARE WITH OTHER HOUSEHOLD		1	0.7%
OPEN DEFECATION		4	2.6%
POLYTHENE BAG		1	0.7%
PUBLIC PIT LATRINE		2	1.3%
PUSH OPEN SPACE		1	0.7%
SCHOOL TOILET		1	0.7%
SEE SHORE		1	0.7%
SOMEBODY'S HOUSE AND BUSH		1	0.7%
USE ANOTHER HOUSE'S TOILET FACILITY		1	0.7%
USES NEIGHBOURS TOILET FACILITY		1	0.7%

s7dq24o: Other specify

Value	Label	Cases	Percentage
USES TOILET FACILITY IN DIFFERENT HOUSEHOLD		1	0.7%
WATER CLOSE SET		2	1.3%
WATER CLOSET		5	3.3%
WC		5	3.3%

Warning: these figures indicate the number of cases found in the data file. They cannot be interpreted as summary statistics of the population of interest.

s7dq25: Do you share this toilet facility with other households?

Information	[Type= discrete] [Format=numeric] [Range= 1-4] [Missing=*]
Statistics [NW/ W]	[Valid=11676 /-] [Invalid=9712 /-]

Value	Label	Cases	Percentage
1	Yes, with other household(s) in same house	4394	37.6%
2	Yes, with other household(s) in different house	1190	10.2%
3	Yes, with other household(s) and located In different house	643	5.5%
4	No	5449	46.7%
Sysmiss		9712	

Warning: these figures indicate the number of cases found in the data file. They cannot be interpreted as summary statistics of the population of interest.

s7dq26: How many households including your household use this toilet facility?

Information	[Type= continuous] [Format=numeric] [Range= 0-99] [Missing=*]
Statistics [NW/ W]	[Valid=6195 /-] [Invalid=15193 /-] [Mean=5.465 /-] [StdDev=9.023 /-]

s7dq27a: How much does the household pay for the use of the Toilet facility? Amount

Information	[Type= continuous] [Format=numeric] [Range= 0-1000] [Missing=*]
Statistics [NW/ W]	[Valid=9979 /-] [Invalid=11409 /-] [Mean=5.677 /-] [StdDev=42.734 /-]

s7dq27b: Time Unit

Information	[Type= discrete] [Format=numeric] [Range= 1-6] [Missing=*]
Statistics [NW/ W]	[Valid=10007 /-] [Invalid=11381 /-]

Value	Label	Cases	Percentage
1	Daily	7159	71.5%
2	Weekly	168	1.7%
3	Monthly	1079	10.8%
4	Quarterly	69	0.7%
5	Half Yearly	54	0.5%
6	Yearly	1478	14.8%
Sysmiss		11381	

Warning: these figures indicate the number of cases found in the data file. They cannot be interpreted as summary statistics of the population of interest.

s7dq28a: How much was your last bill (only your part if shared)? Amount

Information	[Type= continuous] [Format=numeric] [Range= 0-950] [Missing=*]
Statistics [NW/ W]	[Valid=9981 /-] [Invalid=11407 /-] [Mean=4.728 /-] [StdDev=27.321 /-]

s7dq28b: Time Unit

Information	[Type= discrete] [Format=numeric] [Range= 1-6] [Missing=*]
--------------------	--

# s7dq28b: Time Unit			
Statistics [NW/ W]		[Valid=9998 /-] [Invalid=11390 /-]	
Value	Label	Cases	Percentage
1	Daily	6705	67.1%
2	Weekly	227	2.3%
3	Monthly	1198	12.0%
4	Quarterly	92	0.9%
5	Half Yearly	73	0.7%
6	Yearly	1703	17.0%
Sysmiss		11390	
<i>Warning: these figures indicate the number of cases found in the data file. They cannot be interpreted as summary statistics of the population of interest.</i>			
# s7eq1: What is the main construction material used for the outer wall?			
Information		[Type= discrete] [Format=numeric] [Range= 1-10] [Missing=*]	
Statistics [NW/ W]		[Valid=21321 /-] [Invalid=67 /-]	
Value	Label	Cases	Percentage
1	Mud bricks/earth	8206	38.5%
2	Wood	98	0.5%
3	Metal sheet/slate/asbestos	51	0.2%
4	Stone	9	0.0%
5	Burnt bricks	91	0.4%
6	Cement blocks/concrete	12304	57.7%
7	Landcrete	394	1.8%
8	Bamboo	2	0.0%
9	Palm leaves/Thatch (grass/Raffia	136	0.6%
10	Other (specify)	30	0.1%
Sysmiss		67	
<i>Warning: these figures indicate the number of cases found in the data file. They cannot be interpreted as summary statistics of the population of interest.</i>			
# s7eq1o: Other specify			
Information		[Type= discrete] [Format=character] [Missing=*]	
Statistics [NW/ W]		[Valid=33 /-] [Invalid=0 /-]	
Value	Label	Cases	Percentage
CAW WEST		1	3.0%
CERAMIC TILES		2	6.1%
CERAMICS TILES		2	6.1%
IT IS NOT FENCED		1	3.0%
NO STRUCTON THE OUTTER WALL		1	3.0%
NO STRUCTURE		4	12.1%
NO WALL		2	6.1%
NO WALL FOR THE OUTTER		1	3.0%
NONE		1	3.0%

# s7eq1o: Other specify			
Value	Label	Cases	Percentage
NOT APPLICABLE		1	3.0%
OPEN SPACE		1	3.0%
PLASTIC BOXES		1	3.0%
PLYWOOD		1	3.0%
POLYTHENE		1	3.0%
RUBBER		2	6.1%
TARAZZO		1	3.0%
TARRAZO		5	15.2%
TERRAZZO		5	15.2%
<i>Warning: these figures indicate the number of cases found in the data file. They cannot be interpreted as summary statistics of the population of interest.</i>			
# s7eq2: What is the main construction material used for the floor?			
Information	[Type= discrete] [Format=numeric] [Range= 1-9] [Missing=*]		
Statistics [NW/ W]	[Valid=21012 /-] [Invalid=376 /-]		
Value	Label	Cases	Percentage
1	Earth/Mud	1596	7.6%
2	Cement/Concrete	17376	82.7%
3	Stone	31	0.1%
4	Burnt bricks	5	0.0%
5	Wood	41	0.2%
6	Vinyl tiles	579	2.8%
7	Ceramic/Porcelain/Granite/ Marble tiles	1143	5.4%
8	Terrazzo/Terrazzo tiles	238	1.1%
9	Other (specify)	3	0.0%
Sysmiss		376	
<i>Warning: these figures indicate the number of cases found in the data file. They cannot be interpreted as summary statistics of the population of interest.</i>			
# s7eq2o: Other specify			
Information	[Type= discrete] [Format=character] [Missing=*]		
Statistics [NW/ W]	[Valid=4 /-] [Invalid=0 /-]		
Value	Label	Cases	Percentage
GRAVELS		1	25.0%
NONE		1	25.0%
RUBBER CARPET		2	50.0%
<i>Warning: these figures indicate the number of cases found in the data file. They cannot be interpreted as summary statistics of the population of interest.</i>			
# s7eq3: What is the main material used for the roof?			
Information	[Type= discrete] [Format=numeric] [Range= 1-9] [Missing=*]		
Statistics [NW/ W]	[Valid=21296 /-] [Invalid=92 /-]		
Value	Label	Cases	Percentage
1	Mud bricks/earth	97	0.5%
2	Wood	3	0.0%
3	Metal sheet.	18586	87.3%
4	Slate/Asbestos	1361	6.4%

# s7eq3: What is the main material used for the roof?			
Value	Label	Cases	Percentage
5	Cement blocks/concrete	292	1.4%
6	Bamboo	26	0.1%
7	Palm leaves/Thatch (grass/Raffia	891	4.2%
8	Roofing Tiles	33	0.2%
9	Other (specify)	7	0.0%
Sysmiss		92	
<i>Warning: these figures indicate the number of cases found in the data file. They cannot be interpreted as summary statistics of the population of interest.</i>			
# s7eq3o: Other specify			
Information	[Type= discrete] [Format=character] [Missing=*]		
Statistics [NW/ W]	[Valid=12 /-] [Invalid=0 /-]		
Value	Label	Cases	Percentage
GARVANISED ROOF		1	8.3%
GARVANISH ROOF		1	8.3%
NO ROOFING		5	41.7%
NO STRUCTURE		1	8.3%
NONE		2	16.7%
RUBBER		1	8.3%
THICK CANOPY MATERIAL		1	8.3%
<i>Warning: these figures indicate the number of cases found in the data file. They cannot be interpreted as summary statistics of the population of interest.</i>			
# s6q11: Which household member own/ are responsible/ operate a farm (Planting,Livestock,			
Information	[Type= discrete] [Format=numeric] [Missing=*]		
Statistics [NW/ W]	[Valid=0 /-] [Invalid=21388 /-]		
Value	Label	Cases	Percentage
Sysmiss		21388	
<i>Warning: these figures indicate the number of cases found in the data file. They cannot be interpreted as summary statistics of the population of interest.</i>			
# s7dq1o: Other specify			
Information	[Type= discrete] [Format=character] [Missing=*]		
Statistics [NW/ W]	[Valid=0 /-] [Invalid=0 /-]		
# cluster: Cluster			
Information	[Type= continuous] [Format=numeric] [Range= 1-600] [Missing=*]		
Statistics [NW/ W]	[Valid=21388 /-] [Invalid=0 /-] [Mean=301.279 /-] [StdDev=173.329 /-]		
# HholdID: Household ID			
Information	[Type= continuous] [Format=numeric] [Range= 1-23] [Missing=*]		
Statistics [NW/ W]	[Valid=21388 /-] [Invalid=0 /-] [Mean=10.144 /-] [StdDev=5.655 /-]		
# pop_weight: Population weight			
Information	[Type= continuous] [Format=numeric] [Range= 18.655590057373-2655.97631835938] [Missing=*]		
Statistics [NW/ W]	[Valid=21388 /-] [Invalid=0 /-] [Mean=634.896 /-] [StdDev=445.101 /-]		

# hh_weight: Household weight	
Information	[Type= continuous] [Format=numeric] [Range= 176.694442749023-3409.64501953125] [Missing=*]
Statistics [NW/ W]	[Valid=21388 /-] [Invalid=0 /-] [Mean=781.491 /-] [StdDev=500.377 /-]

File : AHIES2022_SEC12_q1q2_20230327

quarter: Quarter

Information [Type= discrete] [Format=numeric] [Range= 1-2] [Missing=*]

Statistics [NW/ W] [Valid=278074 /-] [Invalid=0 /-] [Mean=1.488 /-] [StdDev=0.5 /-]

Value	Label	Cases	Percentage
1		142491	51.2%
2		135583	48.8%

Warning: these figures indicate the number of cases found in the data file. They cannot be interpreted as summary statistics of the population of interest.

hhid: Household ID

Information [Type= discrete] [Format=character] [Missing=*]

Statistics [NW/ W] [Valid=278074 /-] [Invalid=0 /-]

region: regcode

Information [Type= discrete] [Format=numeric] [Range= 1-16] [Missing=*]

Statistics [NW/ W] [Valid=278074 /-] [Invalid=0 /-]

Value	Label	Cases	Percentage
1	WESTERN	19533	7.0%
2	CENTRAL	22844	8.2%
3	GREATER ACCRA	27895	10.0%
4	VOLTA	19911	7.2%
5	EASTERN	26758	9.6%
6	ASHANTI	33029	11.9%
7	WESTERN NORTH	13773	5.0%
8	AHAFO	11050	4.0%
9	BONO	18589	6.7%
10	BONO EAST	16944	6.1%
11	OTI	12955	4.7%
12	NORTHERN	11526	4.1%
13	SAVANNAH	9202	3.3%
14	NORTH EAST	8553	3.1%
15	UPPER EAST	14477	5.2%
16	UPPER WEST	11035	4.0%

Warning: these figures indicate the number of cases found in the data file. They cannot be interpreted as summary statistics of the population of interest.

urbrur: localitytype

Information [Type= discrete] [Format=numeric] [Range= 1-2] [Missing=*]

Statistics [NW/ W] [Valid=278074 /-] [Invalid=0 /-]

Value	Label	Cases	Percentage
1	URBAN	157621	56.7%
2	RURAL	120453	43.3%

Warning: these figures indicate the number of cases found in the data file. They cannot be interpreted as summary statistics of the population of interest.

assetcd: Asset code

Information [Type= discrete] [Format=numeric] [Range= 301-412] [Missing=*]

Statistics [NW/ W] [Valid=278074 /-] [Invalid=0 /-]

File : AHIES2022_SEC12_q1q2_20230327

assetcd: Asset code

Value	Label	Cases	Percentage
301	Stove (kerosene)	107	0.0%
302	Stove (electric)	187	0.1%
303	Stove (gas)	7063	2.5%
304	Refrigerator	6666	2.4%
305	Freezer	1739	0.6%
306	3-in-one-radio system/home theatre	2020	0.7%
307	Video player	500	0.2%
308	CD/DVD	184	0.1%
309	Printer	76	0.0%
310	House	6903	2.5%
311	Land/Plot	5201	1.9%
312	Shares	148	0.1%
313	Boat/canoe	272	0.1%
314	Outboard motor	102	0.0%
315	Rice Cooker	2113	0.8%
316	Water heater (bathroom)	97	0.0%
317	Mobile phone	19140	6.9%
318	Simple Double Bed	9034	3.2%
319	Simple Single Bed	2317	0.8%
320	Foam Mattress 20 cm-Thick for double bed	10384	3.7%
321	Spring mattress (Single)	1866	0.7%
322	Living room furniture (non-upholstery)	2376	0.9%
323	Upholstery of sofa	1860	0.7%
324	Kitchen table	7689	2.8%
325	Kitchen chair	13081	4.7%
326	Vinyl floor covering	73	0.0%
327	Polypropylene Carpet	512	0.2%
328	Blanket, polyester - Single	1665	0.6%
329	Bed sheet	16467	5.9%
330	Chest of Drawers (3 pull out drawers)	369	0.1%
331	Two doors wardrobe	2541	0.9%
332	Plastic Table	3819	1.4%
333	Plastic Chair	11278	4.1%
334	Floor mat (tiles)	995	0.4%
335	Linoleum (rubber carpet)	4447	1.6%
336	Wollen carpets	855	0.3%
337	Towels	18266	6.6%
338	Curtain material	8991	3.2%
339	Furniture material	158	0.1%
340	Table cloth material	409	0.1%
341	Table cloth	1041	0.4%
342	Washing machine	339	0.1%
343	Dishwasher	73	0.0%

File : AHIES2022_SEC12_q1q2_20230327

assetcd: Asset code

Value	Label	Cases	Percentage
344	Hoover/Vacuum cleaner	26	0.0%
345	Air conditioner	365	0.1%
346	Coalpots	14905	5.4%
347	Microwave Oven	901	0.3%
348	Generators (household use)	123	0.0%
349	Electric Kettle	2039	0.7%
350	Steam Iron	1956	0.7%
351	Electric Iron- dry	6284	2.3%
352	Box iron	2168	0.8%
353	Pedestal Fan (standing fan)	5966	2.1%
354	Table Fan (Desk Fan)	395	0.1%
355	Blenders	4796	1.7%
356	Lanterns, gas lights	171	0.1%
357	Hand mixer	40	0.0%
358	Toaster	160	0.1%
359	new truck	66	0.0%
360	second hand cars	775	0.3%
361	second hand truck	64	0.0%
362	new motorcycles	2390	0.9%
363	second-hand motorcycle	1680	0.6%
364	new tricycles	515	0.2%
365	second-hand tricycle	330	0.1%
366	new bicycles	2319	0.8%
367	second-hand bicycle	1866	0.7%
368	Animal drawn cart	160	0.1%
369	Car Tyre	148	0.1%
370	Car Battery	180	0.1%
371	Telefax machines	1	0.0%
372	Portable radio	5613	2.0%
373	Automobile Radio with CD Player, MP3 Playback	694	0.2%
374	LCD Television	7623	2.7%
375	Parabolic/satelite receivers	4699	1.7%
376	Still cameras	45	0.0%
377	Other photographic equipment	12	0.0%
378	Camera Aecessories	0	
379	Desktop Personal Computer (new)	73	0.0%
380	Desktop Personal Computer (second hand)	153	0.1%
381	Laptop Personal Computer(new)	1015	0.4%
382	Laptop Personal Computer(Second hand)	0	
383	Portable Electronic Keyboard (Organ)	23	0.0%
384	Tablet PC (ipad, galaxy tab,etc)	457	0.2%
385	Pen drive/external hard drives	1347	0.5%
386	Memory chips/SD cards	2902	1.0%

File : AHIES2022_SEC12_q1q2_20230327

assetcd: Asset code

Value	Label	Cases	Percentage
387	Calculator (scientific)	706	0.3%
388	PlayStation/Xbox	40	0.0%
389	6-String Basic Acoustic Guitar for Beginner	12	0.0%
390	Electronic pianos	6	0.0%
391	Barbie Baby Doll	116	0.0%
392	Video game equipment and toys	67	0.0%
393	Pack of 52 playing card game	32	0.0%
394	Leather Football	104	0.0%
395	Flower Pot - Terracotta for potting plants in	15	0.0%
396	Pets	1376	0.5%
397	Wrist watch (engine watch)	1204	0.4%
398	Wrist watch	4258	1.5%
399	Smart Watch	0	
400	Analogue Travel alarm, quartz	317	0.1%
401	Wedding type ring	1315	0.5%
402	Engagement ring	1285	0.5%
403	Necklace (Chain),Gold	1851	0.7%
404	Foldable umbrella	3158	1.1%
405	Suitcase, with trolley system	4945	1.8%
406	Synthetic rucksack (carrier bag)	4799	1.7%
407	Walking-stick synthetic umbrella with plastic	362	0.1%
408	Leather wallet	1045	0.4%
409	MS Office software	38	0.0%
410	Antivirus software	42	0.0%
411	Computer Accessories	156	0.1%
412	Blanket, polyester - Double	1957	0.7%

Warning: these figures indicate the number of cases found in the data file. They cannot be interpreted as summary statistics of the population of interest.

s12q0: Item

Information	[Type= continuous] [Format=numeric] [Range= 1-114] [Missing=*]
Statistics [NW/ W]	[Valid=278074 /-] [Invalid=0 /-] [Mean=42.965 /-] [StdDev=28.644 /-]

s12q0a: Code

Information	[Type= discrete] [Format=numeric] [Range= 301-414] [Missing=*]
Statistics [NW/ W]	[Valid=278074 /-] [Invalid=0 /-]

Value	Label	Cases	Percentage
301	Stove (kerosene)	107	0.0%
302	Stove (electric)	187	0.1%
303	Stove (gas)	7063	2.5%
304	Refrigerator	6666	2.4%
305	Freezer	1739	0.6%
306	3-in-one-radio system/home theatre	2020	0.7%
307	Video player	500	0.2%
308	Printer	76	0.0%

File : AHIES2022_SEC12_q1q2_20230327

s12q0a: Code

Value	Label	Cases	Percentage
309	Computer Accessories	156	0.1%
310	House	6903	2.5%
311	Land/Plot	5201	1.9%
312	Shares	148	0.1%
313	Boat/canoe	272	0.1%
314	Outboard motor	102	0.0%
315	Rice Cooker	2113	0.8%
316	Water heater (bathroom)	97	0.0%
317	Box iron	2168	0.8%
318	Mobile phone	19140	6.9%
319	Tablet PC (ipad, galaxy tab,etc)	376	0.1%
320	Simple Double Bed	9034	3.2%
321	Simple Single Bed	2317	0.8%
322	Foam Mattress 20 cm-Thick for double bed	10384	3.7%
323	Spring mattress (Single)	1866	0.7%
324	Living room furniture (non-upholstery)	2376	0.9%
325	Kitchen table	7689	2.8%
326	Kitchen chair	13081	4.7%
327	Vinyl floor covering	73	0.0%
328	Polypropylene Carpet	512	0.2%
329	Upholstery of sofa	1860	0.7%
330	Blanket, polyester - Single	1665	0.6%
331	Bed sheet	16467	5.9%
332	Chest of Drawers (3 pull out drawers)	369	0.1%
333	Two doors wardrobe	2541	0.9%
334	Plastic Table	3819	1.4%
335	Plastic Chair	11278	4.1%
336	Floor mat (tiles)	995	0.4%
337	Linoleum (rubber carpet)	4447	1.6%
338	Wollen carpets	855	0.3%
339	Blanket, polyester - Double	1957	0.7%
340	Towels	18266	6.6%
341	Curtain material	8991	3.2%
342	Furniture material	158	0.1%
343	Table cloth material	409	0.1%
344	Table cloth	1041	0.4%
345	Washing machine	339	0.1%
346	Dishwasher	73	0.0%
347	Hoover/Vacuum cleaner	26	0.0%
348	Air conditioner	365	0.1%
349	Coalpots	14905	5.4%
350	Microwave Oven	901	0.3%
351	Generators (household use)	123	0.0%

File : AHIES2022_SEC12_q1q2_20230327

s12q0a: Code

Value	Label	Cases	Percentage
352	Electric Kettle	2039	0.7%
353	Steam Iron	1956	0.7%
354	Electric Iron- dry	6284	2.3%
355	Pedestal Fan (standing fan)	5966	2.1%
356	Table Fan (Desk Fan)	395	0.1%
357	Blenders	4796	1.7%
358	Lanterns, gas lights	171	0.1%
359	Hand mixer	40	0.0%
360	Toaster	160	0.1%
361	new truck	66	0.0%
362	second hand cars	775	0.3%
363	second hand truck	64	0.0%
364	new motorcycles	2390	0.9%
365	second-hand motorcycle	1680	0.6%
366	new tricycles	457	0.2%
367	second-hand tricycle	281	0.1%
368	new bicycles	1996	0.7%
369	second-hand bicycle	1866	0.7%
370	Animal drawn cart	160	0.1%
371	Car Tyre	148	0.1%
372	Car Battery	180	0.1%
373	Telefax machines	1	0.0%
374	Portable radio	5613	2.0%
375	Automobile Radio with CD Player, MP3 Playback	694	0.2%
376	LCD Television	7623	2.7%
377	Parabolic/satelite receivers	4699	1.7%
378	new tricycles	58	0.0%
379	second-hand tricycle	49	0.0%
380	new bicycles	323	0.1%
381	Video cameras	23	0.0%
382	Still cameras	22	0.0%
383	Other photographic equipment	12	0.0%
384	Desktop Personal Computer (new)	73	0.0%
385	Desktop Personal Computer (second hand)	153	0.1%
386	Laptop Personal Computer(new)	1015	0.4%
387	Calculator (scientific)	706	0.3%
388	PlayStation/Xbox	40	0.0%
389	Pen drive/external hard drives	1347	0.5%
390	CD/DVD	184	0.1%
391	Memory chips/SD cards	2902	1.0%
392	6-String Basic Acoustic Guitar for Beginner	12	0.0%
393	Portable Electronic Keyboard (Organ)	23	0.0%
394	Electronic pianos	6	0.0%

File : AHIES2022_SEC12_q1q2_20230327

s12q0a: Code

Value	Label	Cases	Percentage
395	Barbie Baby Doll	116	0.0%
396	Video game equipment and toys	67	0.0%
397	Pack of 52 playing card game	32	0.0%
398	Leather Football	104	0.0%
399	Flower Pot - Terracotta for potting plants in	15	0.0%
400	Pets	1376	0.5%
401	Wrist watch (engine watch)	1204	0.4%
402	Wrist watch	4258	1.5%
403	Analogue Travel alarm, quartz	317	0.1%
404	Wedding type ring	1315	0.5%
405	Engagement ring	1285	0.5%
406	Necklace (Chain),Gold	1851	0.7%
407	Foldable umbrella	3158	1.1%
408	Suitcase, with trolley system	4945	1.8%
409	Synthetic rucksack (carrier bag)	4799	1.7%
410	Walking-stick synthetic umbrella with plastic	362	0.1%
411	Leather wallet	1045	0.4%
412	Tablet PC (ipad, galaxy tab,etc)	81	0.0%
413	MS Office software	38	0.0%
414	Antivirus software	42	0.0%

Warning: these figures indicate the number of cases found in the data file. They cannot be interpreted as summary statistics of the population of interest.

s12q0b: iTEM DESCRIPTION

Information	[Type= discrete] [Format=character] [Missing=*]
Statistics [NW/ W]	[Valid=278074 /-] [Invalid=0 /-]

Value	Label	Cases	Percentage
3-in-one-radio system/home theatre		2020	0.7%
6-String Basic Acoustic Guitar for Beginner		12	0.0%
Air conditioner		365	0.1%
Analogue Travel alarm, quartz		317	0.1%
Animal drawn cart		160	0.1%
Antivirus software		42	0.0%
Automobile Radio with CD Player, MP3 Playback		694	0.2%
Barbie Baby Doll		116	0.0%
Bed sheet		16467	5.9%

File : AHIES2022_SEC12_q1q2_20230327

s12q0b: iTEM DESCRIPTION

Value	Label	Cases	Percentage
Blanket, polyester - Double		1957	0.7%
Blanket, polyester - Single		1665	0.6%
Blenders		4796	1.7%
Boat/canoe		272	0.1%
Box iron		2168	0.8%
CD/DVD		184	0.1%
Calculator (scientific)		706	0.3%
Car Battery		180	0.1%
Car Tyre		148	0.1%
Chest of Drawers (3 pull out drawers)		369	0.1%
Coalpots		14905	5.4%
Computer Accessories		156	0.1%
Curtain material		8991	3.2%
Desktop Personal Computer (new)		73	0.0%
Desktop Personal Computer (second hand)		153	0.1%
Dishwasher		73	0.0%
Electric Iron-dry		6284	2.3%
Electric Kettle		2039	0.7%
Electronic pianos		6	0.0%
Engagement ring		1285	0.5%
Floor mat (tiles)		995	0.4%
Flower Pot - Terracotta for potting plants in		15	0.0%
Foam Mattress 20 cm-Thick for double bed		10384	3.7%
Foldable umbrella		3158	1.1%
Freezer		1739	0.6%
Furniture material		158	0.1%
Generators (household use)		123	0.0%
Hand mixer		40	0.0%

File : AHIES2022_SEC12_q1q2_20230327

s12q0b: iTEM DESCRIPTION

Value	Label	Cases	Percentage
Hoover/Vacuum cleaner		26	0.0%
House		6903	2.5%
Kitchen chair		13081	4.7%
Kitchen table		7689	2.8%
LCD Television		7623	2.7%
Land/Plot		5201	1.9%
Lanterns, gas lights		171	0.1%
Laptop Personal Computer(new)		1015	0.4%
Leather Football		104	0.0%
Leather wallet		1045	0.4%
Linoleum (rubber carpet)		4447	1.6%
Living room furniture (non-upholstery)		2376	0.9%
MS Office software		38	0.0%
Memory chips/ SD cards		2902	1.0%
Microwave Oven		901	0.3%
Mobile phone		19140	6.9%
Necklace (Chain),Gold		1851	0.7%
Other photographic equipment		12	0.0%
Outboard motor		102	0.0%
Pack of 52 playing card game		32	0.0%
Parabolic/satellite receivers		4699	1.7%
Pedestal Fan (standing fan)		5966	2.1%
Pen drive/ external hard drives		1347	0.5%
Pets		1376	0.5%
Plastic Chair		11278	4.1%
Plastic Table		3819	1.4%
PlayStation/ Xbox		40	0.0%
Polypropylene Carpet		512	0.2%
Portable Electronic		23	0.0%

File : AHIES2022_SEC12_q1q2_20230327

s12q0b: iTEM DESCRIPTION

Value	Label	Cases	Percentage
Keyboard (Organ)			
Portable radio		5613	2.0%
Printer		76	0.0%
Refrigerator		6666	2.4%
Rice Cooker		2113	0.8%
Shares		148	0.1%
Simple Double Bed		9034	3.2%
Simple Single Bed		2317	0.8%
Spring mattress (Single)		1866	0.7%
Steam Iron		1956	0.7%
Still cameras		22	0.0%
Stove (electric)		187	0.1%
Stove (gas)		7063	2.5%
Stove (kerosene)		107	0.0%
Suitcase, with trolley system		4945	1.8%
Synthetic racksack (carrier bag)		4799	1.7%
Table Fan (Desk Fan)		395	0.1%
Table cloth		1041	0.4%
Table cloth material		409	0.1%
Tablet PC (ipad, galaxy tab,etc)		457	0.2%
Telefax machines		1	0.0%
Toaster		160	0.1%
Towels		18266	6.6%
Two doors wardrobe		2541	0.9%
Upholstery of sofa		1860	0.7%
Video cameras		23	0.0%
Video game equipment and toys		67	0.0%
Video player		500	0.2%
Vinyl floor covering		73	0.0%
Walking-stick synthetic umbrella with plastic		362	0.1%

File : AHIES2022_SEC12_q1q2_20230327

s12q0b: iTEM DESCRIPTION

Value	Label	Cases	Percentage
Washing machine		339	0.1%
Water heater (bathroom)		97	0.0%
Wedding type ring		1315	0.5%
Wollen carpets		855	0.3%
Wrist watch		4258	1.5%
Wrist watch (engine watch)		1204	0.4%
new bicycles		2319	0.8%
new motorcycles		2390	0.9%
new tricycles		515	0.2%
new truck		66	0.0%
second hand cars		775	0.3%
second hand truck		64	0.0%
second-hand bicycle		1866	0.7%
second-hand motorcycle		1680	0.6%
second-hand tricycle		330	0.1%

Warning: these figures indicate the number of cases found in the data file. They cannot be interpreted as summary statistics of the population of interest.

s12q1a: Does any member of the household own ???????

Information	[Type= discrete] [Format=numeric] [Range= 1-3] [Missing=*]
Statistics [NW/ W]	[Valid=278074 /-] [Invalid=0 /-]

Value	Label	Cases	Percentage
1	Yes, Working	271584	97.7%
2	Yes, not working	5591	2.0%
3	No	899	0.3%

Warning: these figures indicate the number of cases found in the data file. They cannot be interpreted as summary statistics of the population of interest.

s12q1b: Does any member of the household own ???????

Information	[Type= discrete] [Format=numeric] [Range= 1-3] [Missing=*]
Statistics [NW/ W]	[Valid=278064 /-] [Invalid=10 /-]

Value	Label	Cases	Percentage
1	Yes, Working	91087	32.8%
2	Yes, not working	1959	0.7%
3	No	185018	66.5%
Sysmiss		10	

Warning: these figures indicate the number of cases found in the data file. They cannot be interpreted as summary statistics of the population of interest.

s12q1c: Does any member of the household own ???????

Information	[Type= discrete] [Format=numeric] [Range= 1-3] [Missing=*]
Statistics [NW/ W]	[Valid=97010 /-] [Invalid=181064 /-]

File : AHIES2022_SEC12_q1q2_20230327

s12q1c: Does any member of the household own ???????

Value	Label	Cases	Percentage
1	Yes, Working	47036	48.5%
2	Yes, not working	738	0.8%
3	No	49236	50.8%
Sysmiss		181064	

Warning: these figures indicate the number of cases found in the data file. They cannot be interpreted as summary statistics of the population of interest.

s12q2a: How long ago was ????? obtained?

Information	[Type= continuous] [Format=numeric] [Range= -7-99] [Missing=*]
Statistics [NW/ W]	[Valid=277957 /-] [Invalid=117 /-] [Mean=4.585 /-] [StdDev=5.786 /-]

s12q2b: How long ago was ????? obtained?

Information	[Type= continuous] [Format=numeric] [Range= 0-95] [Missing=*]
Statistics [NW/ W]	[Valid=93496 /-] [Invalid=184578 /-] [Mean=3.322 /-] [StdDev=4.926 /-]

s12q2c: How long ago was ????? obtained?

Information	[Type= continuous] [Format=numeric] [Range= 0-90] [Missing=*]
Statistics [NW/ W]	[Valid=47476 /-] [Invalid=230598 /-] [Mean=2.806 /-] [StdDev=4.252 /-]

s12q3a1: What was its purchase price? Currency

Information	[Type= discrete] [Format=numeric] [Range= 8001-9999] [Missing=*]
Statistics [NW/ W]	[Valid=277968 /-] [Invalid=106 /-]

Value	Label	Cases	Percentage
8001	Ghana-Ghana cedi[?]	277460	99.8%
8002	Nigeria-Nigerian naira[?]	132	0.0%
8003	Benin-West African CFA franc[Fr]	124	0.0%
8262	United Kingdom-British pound[£]	57	0.0%
8263	United States-United States dollar[\$]	143	0.1%
9999	Other Currency	52	0.0%
Sysmiss		106	

Warning: these figures indicate the number of cases found in the data file. They cannot be interpreted as summary statistics of the population of interest.

s12q3a1a: Other specify

Information	[Type= discrete] [Format=character] [Missing=*]
Statistics [NW/ W]	[Valid=43 /-] [Invalid=0 /-]

Value	Label	Cases	Percentage
0		2	4.7%
15		1	2.3%
20		1	2.3%
AED		1	2.3%
AED DINARI		1	2.3%
DENARS		1	2.3%
DID NOT BUY IT		1	2.3%
EURO		7	16.3%
GIFT		1	2.3%

File : AHIES2022_SEC12_q1q2_20230327

s12q3a1a: Other specify

Value	Label	Cases	Percentage
GUILDER		2	4.7%
INHERITANCE		2	4.7%
J		1	2.3%
LIBIA CERRENCY		1	2.3%
LIBYA- DINAR		1	2.3%
LOME CFA		1	2.3%
NA		1	2.3%
NORTH KOREAN-WON		1	2.3%
RIA		1	2.3%
RIALS		1	2.3%
SWISSFRANC		13	30.2%
UAE DHRHAM		1	2.3%
WON		1	2.3%

Warning: these figures indicate the number of cases found in the data file. They cannot be interpreted as summary statistics of the population of interest.

s12q3a2: What was its purchase price?

Information	[Type= continuous] [Format=numeric] [Range= 1-985200] [Missing=*]
Statistics [NW/ W]	[Valid=257186 /-] [Invalid=20888 /-] [Mean=1039.464 /-] [StdDev=12328.018 /-]

s12q3b1: What was its purchase price? Currency

Information	[Type= discrete] [Format=numeric] [Range= 8001-9999] [Missing=*]
Statistics [NW/ W]	[Valid=93900 /-] [Invalid=184174 /-]

Value	Label	Cases	Percentage
8001	Ghana-Ghana cedi[?]	93729	99.8%
8002	Nigeria-Nigerian naira[?]	58	0.1%
8003	Benin-West African CFA franc[Fr]	21	0.0%
8262	United Kingdom-British pound[£]	15	0.0%
8263	United States-United States dollar[\$]	59	0.1%
9999	Other Currency	18	0.0%
Sysmiss		184174	

Warning: these figures indicate the number of cases found in the data file. They cannot be interpreted as summary statistics of the population of interest.

s12q3b1a: Other specify

Information	[Type= discrete] [Format=character] [Missing=*]
Statistics [NW/ W]	[Valid=17 /-] [Invalid=0 /-]

Value	Label	Cases	Percentage
AED		1	5.9%
DINAR		1	5.9%
EURO		3	17.6%
EUROS		2	11.8%
GUILDER		1	5.9%
LIBYA		1	5.9%
LIBYA-DINAR		1	5.9%

File : AHIES2022_SEC12_q1q2_20230327

s12q3b1a: Other specify

Value	Label	Cases	Percentage
NA		1	5.9%
NORTH KOREAN-WON		1	5.9%
SAUDI RIYAL		1	5.9%
SWISSFRANC		4	23.5%

Warning: these figures indicate the number of cases found in the data file. They cannot be interpreted as summary statistics of the population of interest.

s12q3b2: What was its purchase price?

Information	[Type= continuous] [Format=numeric] [Range= 1-900000] [Missing=*]
Statistics [NW/ W]	[Valid=88242 /-] [Invalid=189832 /-] [Mean=392.084 /-] [StdDev=6465.364 /-]

s12q3c1: What was its purchase price? Currency

Information	[Type= discrete] [Format=numeric] [Range= 8001-9999] [Missing=*]
Statistics [NW/ W]	[Valid=47846 /-] [Invalid=230228 /-]

Value	Label	Cases	Percentage
8001	Ghana-Ghana cedi[?]	47757	99.8%
8002	Nigeria-Nigerian naira[?]	28	0.1%
8003	Benin-West African CFA franc[Fr]	10	0.0%
8262	United Kingdom-British pound[£]	16	0.0%
8263	United States-United States dollar[\$]	27	0.1%
9999	Other Currency	8	0.0%
Sysmiss		230228	

Warning: these figures indicate the number of cases found in the data file. They cannot be interpreted as summary statistics of the population of interest.

s12q3c1a: Other specify

Information	[Type= discrete] [Format=character] [Missing=*]
Statistics [NW/ W]	[Valid=8 /-] [Invalid=0 /-]

Value	Label	Cases	Percentage
EURO		3	37.5%
EUROS		2	25.0%
NORTH KOREAN-WON		1	12.5%
SWISSFRANC		2	25.0%

Warning: these figures indicate the number of cases found in the data file. They cannot be interpreted as summary statistics of the population of interest.

s12q3c2: What was its purchase price?

Information	[Type= continuous] [Format=numeric] [Range= 1-500000] [Missing=*]
Statistics [NW/ W]	[Valid=44966 /-] [Invalid=233108 /-] [Mean=299.476 /-] [StdDev=4913.3 /-]

s12q1aa: Sex of Owner

Information	[Type= discrete] [Format=numeric] [Range= 1-2] [Missing=*]
Statistics [NW/ W]	[Valid=135582 /-] [Invalid=142492 /-]

Value	Label	Cases	Percentage
1	Male	70794	52.2%
2	Female	64788	47.8%
Sysmiss		142492	

File : AHIES2022_SEC12_q1q2_20230327

s12q1aa: Sex of Owner

Warning: these figures indicate the number of cases found in the data file. They cannot be interpreted as summary statistics of the population of interest.

s12q1ab: Sex of Owner B

Information [Type= discrete] [Format=numeric] [Range= 1-2] [Missing=*]

Statistics [NW/ W] [Valid=45778 /-] [Invalid=232296 /-]

Value	Label	Cases	Percentage
1	Male	15448	33.7%
2	Female	30330	66.3%
Sysmiss		232296	

Warning: these figures indicate the number of cases found in the data file. They cannot be interpreted as summary statistics of the population of interest.

s12q1ac: Sex of Owner C

Information [Type= discrete] [Format=numeric] [Range= 1-2] [Missing=*]

Statistics [NW/ W] [Valid=22926 /-] [Invalid=255148 /-]

Value	Label	Cases	Percentage
1	Male	7746	33.8%
2	Female	15180	66.2%
Sysmiss		255148	

Warning: these figures indicate the number of cases found in the data file. They cannot be interpreted as summary statistics of the population of interest.

cluster: Cluster

Information [Type= continuous] [Format=numeric] [Range= 1-600] [Missing=*]

Statistics [NW/ W] [Valid=278074 /-] [Invalid=0 /-] [Mean=284.809 /-] [StdDev=167.207 /-]

HholdID: Household ID

Information [Type= continuous] [Format=numeric] [Range= 1-23] [Missing=*]

Statistics [NW/ W] [Valid=278074 /-] [Invalid=0 /-] [Mean=10.131 /-] [StdDev=5.696 /-]

pop_weight: Population weight

Information [Type= continuous] [Format=numeric] [Range= 18.655590057373-2655.97631835938] [Missing=*]

Statistics [NW/ W] [Valid=278074 /-] [Invalid=0 /-] [Mean=674.367 /-] [StdDev=464.223 /-]

hh_weight: Household weight

Information [Type= continuous] [Format=numeric] [Range= 176.694442749023-3409.64501953125] [Missing=*]

Statistics [NW/ W] [Valid=278074 /-] [Invalid=0 /-] [Mean=825.273 /-] [StdDev=513.96 /-]