

Main source of drinking water ? (g3)

File: Household

Overview

Type: Discrete Valid cases: 14503 (3020461)
Format: numeric Invalid: 8 (1249.6)
Width: 8
Decimals: 0
Range: 1-8

DEFINITION

Household amenities

Questions and instructions









UNIVERSE

All households included in the survey.

LITERAL QUESTION

G.3 What is the main source of drinking water?

CATEGORIES

Value	Category	Cases	Weighted	
1	Piped into dwelling or compound	2227	421581	 14.0%
2	Public outdoor tap or borehole	3117	599022	 19.8%
3	Borehole	2834	656863	 21.7%
4	Protected well	994	182433	 6.0%
5	Unprotected well	1066	206153	 6.8%
6	River, lake, pond	3633	825774	 27.3%
7	Vendor, truck	518	109300	 3.6%
8	Other	114	19334	 0.6%
Sysmiss	8	1250		

Warning: these figures indicate the number of cases found in the data file. They cannot be interpreted as summary statistics of the population of interest.