

Marital Status (b7)

File: Individual

Overview

Type: Discrete Valid cases: 60629 (12436959.2)
Format: numeric Invalid: 46 (8325)
Width: 8
Decimals: 0
Range: 1-6

Questions and instructions







UNIVERSE

All household members included in the survey.

LITERAL QUESTION

B.7 Marital Status

CATEGORIES

Value	Category	Cases	Weighted	
1	Single/ Never Married	37007	7572391	 60.9%
2	Living together	1050	203689	 1.6%
3	Married (monogamous)	13548	2751148	 22.1%
4	Married (polygamous)	4010	863341	 6.9%
5	Divorced/ Separated	2638	558631	 4.5%
6	Widowed	2376	487759	 3.9%
Sysmiss	46	8325		

Warning: these figures indicate the number of cases found in the data file. They cannot be interpreted as summary statistics of the population of interest.