

**SECTION A: HOUSEHOLD ROSTER
FOR EACH PERSON LISTED**

HR1	HR2 SEX	HR3 What is the relationship of (NAME) to head of household?	HR4 How old is (NAME)?		HR5 What is (NAME'S) present marital status?	HR6 What is (NAME'S) religious denomi- nation?	HR7 In what region / country was (NAME) born?	HR8 What is (NAME'S) nationality?
			YEAR	MONTH				
	Male 1 Female ... 2	Head 01 Spouse (Wife/husband) 02 Child (Son/daughter) 03 Grandchild 04 Parent/Parent-in-law 05 Son/Daughter-in-law 06 Other relative 07 Adopted/Foster/Step child .. 08 Househelp 09 Non-relative 10	YEARS AND MONTHS IF 5 YEARS OR UNDER, OTHERWISE YEARS ONLY (IF LESS THAN 12 YEARS OLD >> HR6)		Married 01 Consensual union .. 02 Separated 03 Divorced 04 Widowed 05 Never married 06	Catholic 01 Anglican 02 Presbyterian . 03 Methodist 04 Pentecostal . 05 Spiritualist ... 06 Other X'tian . 07 Moslem 08 Traditional 09 No Religion . 10 Other 96 (Specify)	Western 01 Central 02 Greater Accra 03 Volta 04 Eastern 05 Ashanti 06 Brong Ahafo 07 Northern 08 Upper East 09 Upper West 10 Other ECOWAS 96 Africa other than ECOWAS 97 Outside Africa 98	Ghanaian (Birth) 01 Ghanaian (Naturalize) 02 Burkinabe 03 Malian 04 Nigerian 05 Ivorian 06 Togolese 07 Liberian 08 Other ECOWAS 09 Other African 10 Other 96 (specify) (IF ANSWER IS 02-10 or 9 >>SKIP to HR10
LN								
01								
02								
03								
04								
05								
06								
07								
08								
09								
10								
11								
12								
13								
14								
15								

SECTION A: HOUSEHOLD ROSTER - CONTINUED

I D	HR9 To which ethnic group does (NAME) belong?		HR10 For how many months during the past 12 months has (NAME) been away from this household? (IF 6 MONTHS OR LESS >> HR12)	HR11 While absent, is / was (NAME) a member of another household? (INCLUDE SINGLE PERSON HOUSEHOLD). Yes 1 No 2	HR12 HOUSEHOLD MEMBER CRITERIA FOR THE SELECTION OF HOUSEHOLD MEMBER Yes 1 No 2 (NEXT PERSON)
	ETHNICITY	CODE			
01					
02					
03					
04					
05					
06					
07					
08					
09					
10					
11					
12					
13					
14					
15					

CODE FOR QUESTION 8

Akan	11
Ga/Dangme	12
Ewe	13
Guan	14
Gruma	15
Mole Dagbani	21
Grusi	22
Mande	23
Other group (specify)	96
Don't Know	98

SECTION B: EDUCATION

(TO BE ANSWERED BY HOUSEHOLD MEMBERS AGED 3 YEARS OR OLDER)

I F E L I G I B L E C I R C L E I D	ED1 ID OF PERSON INTER- VIEWED	ED2 Is (NAME) currently attending school? Yes 1 No 2 (>> ED15)	ED3 What is (NAME's) current grade? Pre-School 00 SSS1 10 P1 01 SSS2 11 P2 02 SSS3 12 P3 03 Voc/Tech/Computer/ P4 04 Comm/Agric 13 P5 05 Teacher Training 14 P6 06 Nursing 15 JSS1 07 Polytechnic 16 JSS2 08 University 17 JSS3 09 Other Tertiary 18 Other (specify) 96	ED4 Is the school (NAME) attending public or private? Public 1 Private 2	ED5 How far is the school from (NAME's) residence? (IF IN BOARDING SCHOOL CODE 00) DISTANCE			ED6 By what means does (NAME) usually g and from school? (IF IN BOARDING HOUSE CODE 00 >> NEXT PERSON)		
					KM	IN	C	Public (taxi) 01 Public (trotro) 02 Public (bus) 03 Bus (Metro Mass) 04 Train 05 Boat/Ferry/Canoe 06 School bus 07 Motorcycle 08 >> Private car 09 >> Bicycle 10 >> On foot # >> Other (specify) 96		
01										
02										
03										
04										
05										
06										
07										
08										
09										
10										
11										
12										
13										
14										
15										

**SECTION B: EDUCATION
(CONT'D).**

I F E L L I G I B L E C I R C L E I D	ID OF PERSON INTER- VIEWED	ED7 What is the average time (NAME) usually spend at the station before getting transport to and from school? (IF IN BOARDING HOUSE CODE 00) WAITING TIME				ED8 How much does (NAME) usually spend to travel from residence to and from school in a week? (IF IN BOARDING HOUSE CODE 00) (IF FREE CODE 00) AMOUNT IN CEDIS		ED9 How much time does (NAME) usually spend going to and from school daily? TRAVEL TIME				ED10 Does (NAME) always go to his/her school by the same means of transport? (CHECK ED6) Yes 1 No 2
		IN		OUT		IN	OUT	IN		OUT		
		HRS	MIN	HRS	MIN			HRS	MIN	HRS	MIN	
01												
02												
03												
04												
05												
06												
07												
08												
09												
10												
11												
12												
13												
14												
15												

**SECTION B: EDUCATION
(CONT'D).**

I F E L I G I B L E C I R C L E	ID OF PERSON INTERVIEWED	ED11 In the last 4 weeks, how many times did (NAME) go to and from school by the following means?										ED12 Does (NAME) face any difficulty getting to school? Yes 1 No 2 (>> NEXT PERSON)	ED13 What main obstacle does (NAME) face? No access road Bad road(s) [wet season] Bad road(s) [dry season] Bad road(s) [all season] Difficult getting vehicle Long waiting time Heavy traffic on road Distance too long Frequent breakdown of vehicles No money for transport Other (specify)					
		a Motor Car							b Bicycle	c Motor-cycle	d Boat/ Canoe/ Ferry			e Foot	f Train	g Other (specify)		
		Individual public(taxi) 01 Shared Public 02 Public (trotro) 03 Public (bus) 04 Bus (Metro Mass) 05 School bus 06 Private car 07																
ID	CAR TYPE							NUMBER OF TRIPS			NO. OF TRIPS	NO. OF TRIPS	NO. OF TRIPS	NO. OF TRIPS	NO. OF TRIPS	NO. OF TRIPS		
	01	02	03	04	05	06	07											
01																		
02																		
03																		
04																		
05																		
06																		
07																		
08																		
09																		
10																		
11																		
12																		
13																		
14																		
15																		

**SECTION B: EDUCATION
(CONCL'D).**

I F E L I G I B L E C I R C L E ID	ID OF PERSON INTER- VIEWED	ED14	ED15	ED16	ED17
		What other obstacle does (NAME) face ?	Has (NAME) ever been to school ?	What was the highest grade (NAME) completed ?	Why is (NAME) not currently attending school?
		No access road 01	Yes 1	Pre-School . 00 S 1 17	
		Bad road(s) [wet season] 02	No 2	P1 01 S 2 18	School is far
		Bad road(s) [dry season] 03	>>ED17	P2 02 S 3 19	from residence . 01
		Difficult getting vehicle 04		P3 03 S 4 20	No money to pick vehicle 02
		Long waiting time 05		P4 04 S 5 21	School not accessible 03
		Heavy traffic on road 06		P5 05 "A" Level 22	Nobody to look after me 04
		Distance too long 07		P6 06 Voc/Tech/Computer/ Comm/Agric 24	Not interested 05
		No money for transport 08		JSS1 07 Teacher Training 25	Completed 06
		No other problem 09		JSS2 08 Nursing 26	Disability 07
		Other (specify) 96		JSS3 09 Polytechnic 27	Marriage 08
		(>> NEXT PERSON)		M 1 10 University 28	Pregnancy 09
				M 2 11 Other Tertiary 29	Not of sch. age 10
				M 3 12 Other (specify) 96	Learning a trade 11
				SSS1 14	Other (specify) 96
				SSS2 15	
				SSS3 16	
01					
02					
03					
04					
05					
06					
07					
08					
09					
10					
11					
12					
13					
14					
15					

SECTION C: HEALTH

ID	HE1	HE2	HE3	HE4	HE5	HE6	HE7	HE8
	ID OF PERSON INTERVIEWED	During the last 4 weeks has (NAME) suffered from either an illness or an injury?	Did (NAME) visit a health facility for treatment?	What is the main reason why (NAME) choose to visit this particular health facility?	Main reason why (NAME) did not visit a health facility for treatment?	How far is the health facility from your residence?	Does (NAME) face any difficulty getting to the health facility?	What main difficulty does (NAME) face?
		Illness 1 Injury 2 Both 3 Neither 4 (> HE6)	YES Hospital .. 01 Clinic 02 Maternity .. Home .. 03 Maternal & Child .. 04 Health .. 04 Pharmacy .. 05 Chemical shop 6 No 07 (>> HE5) Other (specify) 96	Availability of health personnel . 1 Proximity 2 Cost of treatment reasonable 3 Good access road . 4 Service good 6 Other (specify) (>> HE6) 96	Lack of means of transport 01 Distance too far 02 Health facility not accessible 03 Non reliability of transport 04 High cost of transport 05 Bad nature of road to health facility 06 No need 07 Other (specify) 96	DISTANCE KM	Yes 1 No 2 (>> HE10)	No access road Bad road(s) Difficult getting vehicle Long waiting time Heavy traffic on road Distance too long No money for transport Other (specify) .
01								
02								
03								
04								
05								
06								
07								
08								
09								
10								
11								
12								
13								
14								
15								

SECTION C: HEALTH
(CONT'D).

I F E L I G I B L E C I R C L E ID	ID OF PERSON INTER- VIEWED	HE9	HE10	HE11				HE12		HE13					
		What other difficulty does (NAME) face?	By what means does (NAME) often travel to the health facility?	How long does it take (NAME) to wait at the station before getting means of transport to and from the health facility?				How much does it cost (NAME) to travel to and from the health facility in a week?		How long will it take (NAME) to travel to and from the health facility?					
		No access road 01 Bad road(s) 02 Difficult getting vehicle 03 Long waiting time 04 Heavy traffic on road 05 Distance too long 06 No money for transport 07 No other difficulty 08 Other (specify) . 96	Public (taxi) 01 Public (trotro) 02 Bus (Metro Mass) 03 Train 04 Boat/Ferry/Canoe 05 Motorcycle 06 >> 12 Private car 07 >> 12 Bicycle 08 >> 13 On foot 09 >> 13 Other (specify) 96	WAITING TIME				(IF NO PAYMENT CODE 00) AMOUNT IN CEDIS		TRAVEL TIME					
IN		OUT		IN		OUT		IN		OUT					
HRS		MIN		HRS		MIN		HRS		MIN		HRS		M	
01															
02															
03															
04															
05															
06															
07															
08															
09															
10															
11															
12															
13															
14															
15															

SECTION C: HEALTH

(CONT'D).

ID OF PERSON INTERVIEWED	HE14 Does (NAME) always go to the health facility by this means? (CHECK HE10) Yes 1 No 2	HE15 In the last 4 weeks, how many times did (NAME) go to a health facility by the following means?										HE16 In (NAME's) view, how reliable is transport to the health facility? Reliable 1 Reliable sometimes . . . 2 Not reliable 3				
		a Motor car					b Train	c Bicycle	d Motor-cycle	e Canoe/ Boat/ Ferry	f Foot		g Other (specify)			
		TYPE					NO OF TRIPS	NO. OF TRIPS	NO. OF TRIPS	NO. OF TRIPS	NO. OF TRIPS		NO. OF TRIPS			
1	2	3	4	5	Public (taxi) 1	Public (trotro) 2						Bus (Public) 3		Bus (Metro Mass) 4	Private car 5	
I D																
01																
02																
03																
04																
05																
06																
07																
08																
09																
10																
11																
12																
13																
14																
15																

SECTION C: HEALTH

(CONT'D).

							FOR FEMALES 12 YEARS OR OLDER	
I F E L I G I B L E C I R C L E ID	ID OF PERSON INTER- VIEWED	HE17	HE18	HE19	HE20	HE21		
		What time of the day is not transport available?	During the last 12 months, how many times did (NAME) visit a health facility?	Did (NAME) give birth during the last 12 months?	Where was the child delivered?	Why was child not delivered in a hospital/clinic?		
		Morning 1 Afternoon 2 Evening 3 Night 4 All day 5 Always available ... 6	NO. OF VISITS (>> NEXT PERSON)	Yes 1 No 2 (>> NEXT PERSON)	At home 1 At home (TBA assisted) 2 (>> NEXT PERSON) Hospital/clinic 3 (>> NEXT PERSON) On way to health facility 4 Other (specify) 6	Bad nature of road 1 Distance too long 2 Vehicle developed fault on the way 3 No need going to a health facility 4 No money for transport ... 5 Other (specify) 6		
01								
02								
03								
04								
05								
06								
07								
08								
09								
10								
11								
12								
13								
14								
15								

SECTION D 1: ECONOMIC ACTIVITY

(TO BE ANSWERED BY HOUSEHOLD MEMBERS AGED 7 YEARS OR OLDER)

I F E L I G I B L E C I R C L E ID	EC1 ID OF PERSON INTER- VIEWED	EC2 Did (NAME) do any work for pay, profit or family gain in the last 7 days? Yes 1 No 2 (>> EC21)	EC3 What was (NAME's) status in employment? Employee 01 Employer 02 Self Employed (with employees) 03 Self Employed (without employees) 04 Unpaid family worker 05 Apprentice 06 Other (specify) 96	EC4 What was (NAME's) main occupation? (SEE LIST OF CODES IN ENUMERATOR'S MANUAL)		EC5 What was the main industry (NAME) worked in? (SEE LIST OF CODES IN ENUMERATOR'S MANUAL)
				DESCRIPTION	ISCO CODE	DESCRIPTION
01						
02						
03						
04						
05						
06						
07						
08						
09						
10						
11						
12						
13						
14						
15						

SECTION D 1: ECONOMIC ACTIVITY (CONT'D).

I F E L I G I B L E C I R C L E ID	ID OF PERSON INTERVIEWED	EC6	EC7	EC8	EC9		
		What was (NAME's) sector of employment?	How far away is (NAME's) place of work from his/her residence?	Does (NAME's) work require travel from his/her place of residence?	By what means does (NAME) often travel to and from his/her workplace?		
		Private (formal) 01 Private (informal) 02 Public 03 NGO's/Int. organization 04 Cooperatives 05 Semi Public/Parastatal 06 Other (specify) 96		Yes 1 No 2 (>> EC21)	Vehicle (trotro) 01 Vehicle (taxi) 02 Bus (Metro Mass) 03 Bus (Public) 04 Train 05 Vehicle (private) 06 Canoe/Boat/Ferry 08 Private car 07 >> 11 Motorcycle 09 >> 11 On foot # >> 12 Bicycle # >> 12 Other (specify) 96		
			DISTANCE IN KILOMETRES		IN	OUT	
01							
02							
03							
04							
05							
06							
07							
08							
09							
10							
11							
12							
13							
14							
15							

SECTION D 1: ECONOMIC ACTIVITY (CONT'D).

I F E L I G I B L E C I R C L E	ID OF PERSON INTERVIEWED	EC10 How long does (NAME) usually wait at the station before getting transport to and from the workplace? WAITING TIME				EC11 How much does (NAME) usually spend on transport to and from the workplace in a week? (IF NO PAYMENT CODE 00) AMOUNT IN CEDIS		EC12 How much time does (NAME) usually spend on the way going to and from the workplace? TRAVEL TIME			
		IN		OUT		IN	OUT	IN		OUT	
		HRS	MIN	HRS	MIN			HRS	MINS	HRS	MINS
01											
02											
03											
04											
05											
06											
07											
08											
09											
10											
11											
12											
13											
14											
15											

SECTION D 1: ECONOMIC ACTIVITY (CONT'D).

I F E L L I G I B L E C I R C L E ID	ID OF PERSON INTERVIEWED	EC13 Does (NAME) always go to the workplace by the same means? (CHECK EC9) Yes 1 No 2	EC14 In the last 4 weeks, how many times did you go to work by the following means?										EC15 Does (NAME) face any difficulty in getting to his/her workplace? Yes 1 No 2 (>> EC18)		
			a Motor car					b Train	c Bicycle	d Motor-cycle	e Canoe/ Boat/ Ferry	f Foot		g Other (specify)	
			TYPE					NO OF TRIPS	NO OF TRIPS	NO. OF TRIPS	NO. OF TRIPS	NO. OF TRIPS		NO. OF TRIPS	
			1	2	3	4	5								
01															
02															
03															
04															
05															
06															
07															
08															
09															
10															
11															
12															
13															
14															
15															

SECTION D 1: ECONOMIC ACTIVITY (CONT'D).

I F E L I G I B L E C I R C L E ID	ID OF PERSON INTER- VIEWED	EC16	EC17	EC18	EC19	EC20		EC21
		What main difficulty does (NAME) face going to the workplace?	What other difficulty does (NAME) face going to the workplace?	How often does (NAME) commute between his/her residence and place of work?	How frequent is the transport schedule to the workplace?	Which time of the day is transport not available to and from (NAME's) workplace?		Did (NAME) work during the past 12 months?
		No access road 01 Bad road(s) 02 Difficult getting vehicle 03 Long waiting time 04 Heavy traffic on road 05 Distance too long 06 No money for transport 07 Other (specify) . 96	No access road 01 Bad road(s) 02 Difficult getting vehicle 03 Long waiting time 04 Heavy traffic on road 05 Distance too long 06 No money for transport 07 No other problem 08 Other (specify) . 96	TIME UNIT Daily 1 Weekly 2 Monthly .. 3	0 - 15 mins 1 16 - 30 mins 2 31 - 45 mins 3 46 - 60 mins 4 Over 60 mins (Specify) 5	Morning 1 Afternoon 2 Evening 3 Night 4 All day 5 Always available ... 6	Yes 1 No 2	
				NO. OF TRIPS	TIME UNIT	IN	OUT	
01								
02								
03								
04								
05								
06								
07								
08								
09								
10								
11								
12								
13								
14								
15								

SECTION D 1: ECONOMIC ACTIVITY (CONT'D).

I F E L I G I B L E C I R C L E I D	ID OF PERSON INTERVIEWED	EC22		EC23	
		Last occupation of (NAME), if ever worked. (IF NEVER WORKED, WRITE NEVER WORKED, CODE 999 AND SKIP TO NEXT PERSON) (SEE LIST OF CODES IN ENUMERATOR'S MANUAL)		Last industry of (NAME), if ever worked. (SEE LIST OF CODES IN ENUMERATOR'S MANUAL)	
		DESCRIPTION		DESCRIPTION	
		MAIN OCCUPATION	ISCO CODE	MAIN INDUSTRY	
01					
02					
03					
04					
05					
06					
07					
08					
09					
10					
11					
12					
13					
14					
15					

SECTION D 1: ECONOMIC ACTIVITY (CONT'D).

I F E L I G I B L E C I R C L E	ID OF PERSON INTER- VIEWED	EC24	EC25		EC26
		Has (NAME) been actively looking for work?	What two main challenges does (NAME) face in looking for work?		Why has (NAME) not been looking for work?
		Yes 1	Work available but distance too far 01		Work available but distance too far 01
		No 2 (=> EC26)	Work available but transport cost too high 02		Work available but transport cost too high 02
			Workplace inaccessible 03		Workplace inaccessible 03
			Sick/Incapacitated 04		Sick/Incapacitated 04
			Full time student 05		Full time student 05
			Old age 06		Old age 06
			Out of season 07		Out of season 07
			Retrenchment 08		Retrenchment 08
			Other (specify) 96		Preferred work not available 09
			>> NEXT PERSON		Already working (satisfied) 10
			FIRST	SECOND	Other (specify) 96
01					
02					
03					
04					
05					
06					
07					
08					
09					
10					
11					
12					
13					
14					
15					

SECTION D 2: MARKET ACCESS FOR AGRICULTURAL PRODUCE

(TO BE ANSWERED BY HOUSEHOLD MEMBERS WHOSE OCCUPATION IS FARMING AND INDUSTRY IS AGRICULTURE. CHECK QUESTIONS EC4,EC5,EC22 AND EC23 IN SECTION D1).

I F E L I G I B L E C I R C L E I D	MK1 ID OF PERSON INTER- VIEWED	MK2 What is the main purpose of engagement in agricultural farming? Commercial crops mainly for export 01 Commercial crops for both export and domestic market . . 02 Food crops for export market . . 03 Food crops for domestic market 04 Food crops for both domestic market and own consumption 05 Food crops for own consumption 06 (>> MK7) Other (specify) 96	MK3 What is the main outlet for the sale of your produce? Government agency 01 Private company 02 Farm gate buyer 03 Cooperative society 04 Market outside this locality . . 05 Local market within locality . . 06 Other (specify) 96	MK4 How far is the nearest market where (NAME) sells his/her farm produce? 0 - 1 km 1 2-3 km 2 4 - 5 km 3 6 - 10 km 4 11 - 15 km 5 More than 15 km 6	MK5 Do you have any difficulty marketing your farm produce? Yes 1 No 2 >> MK7	MK6 What are the two main difficulties (NAME) faces in marketing his/her farm produce? No access road 1 Bad road 2 No means of transport 3 Transport cost high 4 Other (specify) 6 N/A 7		MK 7 What is the transport cost per unit of farm produce from (NAME's) farm gate to the nearest market? (COST IN CEDIS)		
						FIRST	SECOND	CROP CODE	UNIT CODE	COST
01										
02										
03										
04										
05										
06										
07										
08										
09										
10										
11										
12										
13										
14										
15										

SECTION D 2: MARKET ACCESS FOR AGRICULTURAL PRODUCE

(TO BE ANSWERED BY HOUSEHOLD MEMBERS WHOSE OCCUPATION IS FARMING AND INDUSTRY IS AGRICULTURE CHECK QUESTIONS 4,5,20 AND 22 IN SECTION D1).

I F E L I G I B L E C I R C L E ID	ID OF PERSON INTER- VIEWED	MK8 How far is the nearest motorable road from the farm?	MK9 What is the general condition of the nearest road from your locality during the rainy season?	MK10 What is the general state of the nearest road from your locality during the dry season?	MK11 How often does transport come to your locality to cart farm produce during the harvest season?		MK12 How often does transport come to your locality to cart farm produce during the lean season?	
		0 - 1 km 01 1.1-2 km 02 2.1-3 km 03 3.1 - 5 k 04 5.1 - 10 krr 05 10.1 - 15 k 06 More than 15 km 07	Motorable 1 Motorable with difficulty 2 Unmotorable 3	Motorable 1 Motorable with difficulty 2 Unmotorable 3	TIME UNIT daily 1 weekly 2 monthly 3 none 4	FREQUENCY Once 1 Twice 2 Three times 3 More than three times 4 N/A 7	TIME UNIT daily 1 weekly 2 monthly 3 none 4	FREQUENCY Once 1 Twice 2 Three times 3 More than three times 4 N/A 7
					TIME UNIT	FREQUENCY	TIME UNIT	FREQUENCY
01								
02								
03								
04								
05								
06								
07								
08								
09								
10								
11								
12								
13								
14								
15								

SECTION E: TRANSPORT

TO BE ANSWERED BY HOUSEHOLD MEMBERS AGED 6 YEARS OR OLDER.

I F E L I G I B L E C I R C L E ID	TP1 ID OF PERSON INTER- VIEWED	TP2 Is (NAME) limited in his/her daily travelling activities because of any disability lasting six months or more? Yes 1 No 2 (-> TP4)	TP3 What difficulty(ies) does (NAME) have? Sight (blind/severe visual limitations) 01 Hearing (deaf, profoundly hard of hearing) 02 Communicating (speech impairment) 03 Physical (e.g. need wheel chair, crutches or prosthesis; limb or hand usage limitation) 04 Intellectual (serious difficulties in learning, mental retardation) 05 Emotional (behavioural, psychological problems) 06 Other (specify) 96	TP4 Has (NAME) ever travelled by bus? Yes 1 No 2 >> TP12	TP5 Is the bus route convenient to (NAME)? Yes 1 >> TP6 No 2	TP6 Why is the route not convenient to (NAME)? Bad road 01 Traffic jam 02 Too long 03 Final bus stop not close to destination ... 04 Bus stop far away from home 05 Other (specify) 96	TP7 Is (NAME) satisfied with conditions of the bus? Yes 1 >> TP9 No 2	TP8 Why is (NAME) not satisfied with the bus conditions? Poor ventilation .. 01 Seat uncom- fortable 02 Leaking roof 03 Smoking engines 04 Overloading 05 Other (specify) .. 96	TF How freq the bus : 0-15 min 16-30 m 31-45 m 46-60 m Over 60 mi (Spec
02									
03									
04									
05									
06									
07									
08									
09									
10									
11									
12									
13									
14									
15									

SECTION E: TRANSPORT

(CONT'D).

I F E L I G I B L E C I R C L E ID	ID OF PERSON INTERVIEWED	TP10	TP11	TP12	TP13							TP14						
		Is (NAME) satisfied with the bus frequencies?	Why is (NAME) not satisfied with the bus frequencies?	On a normal day, how many trips does (NAME) make on foot?	In the last 7 days how many trips did (NAME) make on individual public transport?							In the last 7 days how many trips did (NAME) make on shared public transport?						
		Yes 1 (>> TP12) No 2	Too much delay . . 1 Unpredictable schedule 2 Other (specify) 6		a Taxi	b Trotro	c Public (bus)	d Bus (metro mass)	e Boat/ Canoe/ Ferry	f Train	g Other (Specify)	a Taxi	b Trotro	c Public (bus)	d Bus (metro mass)	e Boat/ Canoe/ Ferry	f Train	g Other (Spec
			NO. OF TRIPS	NO. OF TRIPS	NO. OF TRIPS	NO. OF TRIPS	NO. OF TRIPS	NO. OF TRIPS	NO. OF TRIPS	NO. OF TRIPS	NO. OF TRIPS	NO. OF TRIPS	NO. OF TRIPS	NO. OF TRIPS	NO. OF TRIPS	NO. OF TRIPS	NO. OF TRIPS	
01																		
02																		
03																		
04																		
05																		
06																		
07																		
08																		
09																		
10																		
11																		
12																		
13																		
14																		
15																		

I F E L I G I B L E C I R C L E ID	ID OF PERSON INTERVIEWED	TP15 In the last 7 days how many trips did (NAME) make on individual private transport?						TP16 In the last 7 days how many trips did (NAME) make on individual mortorised transport?						
		a Private car (saloon, jeep, estate)	b Lorry	c Bus	d Boat/Canoe	e Motor- cycle	f Bicycle	g Other (Specify)	a Private car (saloon, jeep, estate)	b Motorcycle	c Boat/Canoe	d Bus	e Lorry	Other (s)
01														
02														
03														
04														
05														
06														
07														
08														
09														
10														
11														
12														
13														
14														
15														

SECTION E: TRANSPORT

(CONT'D).

I F E L I G I B L E C I R C L E ID	ID OF PERSON INTER- VIEWED	TP17 In the last 7 days, how many trips did (NAME) make on individual non-motorised transport?						TP18 Where does (NAME) live? City centre 01 Town 02 Suburb 03 Along a major road 04 On the farm 05 Near transport terminal 06 Other (specify) 96	TP19 What is the main reason why (NAME) chose to live here? Proximity to workplace 01 Proximity to school 02 Proximity to market 03 Proximity to health facility 04 Proximity to access road 05 Proximity to water way 06 Proximity to railine 07 Easy to get transportation to town centre 08 Proximity to agricultural heart land 09 Proximity to transport st: terminal 10 Family house 11 Cost of housing cheap 12 No altanative 13 Marriage 14 Other (specify) 96
		a Bicycle	b Donkey	c Cart	d Canoe	e Horses	f Other (specify)		
01									
02									
03									
04									
05									
06									
07									
08									
09									
10									
11									
12									
13									
14									
15									

SECTION E: TRANSPORT

(CONCL'D).

I F E L I G I B L E C I R C L E	ID OF PERSON INTER- VIEWED	TP20	TP21		TP22	TP23	TP24
		What is the distance from (NAME's) residence to the nearest transport station or boarding point?	How long does it take (NAME) to walk to the nearest transport station/boarding point?		Are you satisfied with the level of transport availability?	Why are you not satisfied with transport availability?	How frequent is the transport schedule?
					Yes 1 (>> TP24) No 2	Long delays 1 Unpredictable schedule 2 Other (specify) 6	0 - 15 mins 1 16 - 30 mins 2 31 - 45 mins 3 46 - 60 mins 4 More than 60 min 5 (Specify)
		KILOMETRES	HRS	MINS			
01							
02							
03							
04							
05							
06							
07							
08							
09							
10							
11							
12							
13							
14							
15							

SECTION F: TRANSPORT (HOUSEHOLD)

TO BE ANSWERED BY THE HOUSEHOLD HEAD OR ANY RESPONSIBLE ADULT IN THE HOUSEHOLD.

TH1 How long, in minutes, do you think it will take me (the interviewer) to walk from here to the nearest

a	b	c	d
Bus stop	Train station	Canoe/Ferry stop	Taxi rank

0 - 10 mins 01
 11 - 20 mins 02
 21 - 30 mins 03
 31 - 40 mins 04
 41 - 60 mins 05
 More than 60 min ... 06
 Don't Know 98

TH2 How do members of your household get to the nearest of each of the following facilities?

a	b	c	d	e
Food shop	Other shop	Traditional healer	Post Office	Police station

RESPONSES FOR TH2

Public (taxi) 01
 Public (trotro) 02
 Bus (Metro Mass) 03
 Bus (Public) 04
 Train 05
 Boat/Ferry/Canoe 06
 Motorcycle 07
 Private car 08
 Bicycle 09
 On foot 10
 Don't need to go there . 11
 Other (specify) 96

TH3 How long does it take to get there in minutes from this household to the facility?

a	b	c	d	e
Food shop	Other shops	Traditional healer	Post Office	Police station

0 - 10 mins 01
 11 - 20 min 02
 21 - 30 min 03
 31 - 40 min 04
 41 - 60 min 05
 More thn 60 mins 06
 Don't Know 98

TH4 How far away is the nearest market from your residence?

KILOMETRES:

TH5 By what means does your household often travel to the market?

Public (taxi) 01
 Public (trotro) 02
 Bus (Metro Mass) 03
 Bus (Public) 04
 Train 05
 Boat/Ferry/Canoe 06
 Motorcycle 07
 Private car 08
 Bicycle 09
 On foot 10
 Other (specify) 96

TH6 Does the household often use the same means of transport back from the market?

Yes 1 (>> TH8)
 No 2

SECTION F: TRANSPORT (HOUSEHOLD CONT'D)

TO BE ANSWERED BY THE HOUSEHOLD HEAD OR ANY RESPONSIBLE ADULT IN THE HOUSEHOLD.

HT7 By what means does your household often travel from the market?

- Public (taxi) 01
- Public (trotro) 02
- Bus (Metro Mass) 03
- Bus (Public) 04
- Train 05
- Boat/Ferry/Canoe 06
- Motorcycle 07 >> 9
- Private car 08 >> 9
- Bicycle 09 >> 10
- On foot 10 >> 10
- Other (specify) 96

TH8 How long does the household usually wait at the station before getting transport to and from the market?

(SKIP IF TH5 OR TH7 = 07 - 10)

WAITING TIME:

IN		OUT	
HOURS	MINUTES	HOURS	MINUTES

TH9 How much does the household usually spend on transport to and from the market?

(SKIP IF TH5 OR TH7 = 09 - 10)

IF NO PAYMENT CODE 00.

AMOUNT
(IN CEDIS)

IN	OUT
AMOUNT	AMOUNT

TH10 Does household face any difficulty getting to the market?

Yes 1

No 2 (>> TH12)

TH11 What main obstacle does household face going to the market?

- No access road 01
- Bad road(s) 02
- Long waiting time at station 03
- Heavy traffic on road 04
- Distance too long 05
- No money for transport 06
- Other (specify) 96

TH12 How much time does the household usually spend on the way to and from the market?

TRAVEL TIME:

IN		OUT	
HOURS	MINUTES	HOURS	MINUTES

TH13 How frequent is transport to the market?

- 0 - 15 mins ... 1
- 16 - 30 mins ... 2
- 31 - 45 mins ... 3
- 46 - 60 mins ... 4
- Over 60 mins ... 5
- (Specify)

TH14 How reliable is transport to the market?

- Reliable 1
- Reliable sometimes 2
- Not Reliable 3

(>> TH16)

SECTION F: TRANSPORT (HOUSEHOLD CONT'D)
TO BE ANSWERED BY THE HOUSEHOLD HEAD OR ANY RESPONSIBLE ADULT IN THE HOUSEHOLD.

TH15 Which time of the day is transport not reliable?

- Morning 1
- Afternoon 2
- Evening 3
- Night 4
- All day 5

TH16 What are the most two important transport problems experienced by this household?

- Transport fares too high 1
- Long delays at transport terminal 2
- Bad road(s) 3
- Traffic jam 4
- Other (specify) 6

FIRST SECOND

--	--

TH17 What is the distance from your residence to the nearest transport terminal or boarding point?

- 0.0 - 0.5 km '01
- 0.5 - 1.0 km '02
- 1.0 - 1.5km '03
- 1.5 - 2.0 km '04
- 2.0 - 2.5 km '05
- 2.5 - 3.0 km '06
- Over 30 km '07

TH 18 Is this mode of transport available to you throughout the whole year?

- Yes 1
- No 2

TH19 What is the distance from your residence to the nearest road?

- 0.0 - 0.5 km '01
- 0.5 - 1.0 km '02
- 1.0 - 1.5km '03
- 1.5 - 2.0 km '04
- 2.0 - 2.5 km '05
- 2.5 - 3.0 km '06
- Over 30 km '07

TH 20 Is this road passable throughout the whole year?

- Yes 1
- No 2

TH21 What is the total monthly expenditure (in cedis) on the following means of transport for all members of the household?

a Bus	b Taxi	c Train	d Ferry/Canoe/ Boat	e Private car	f Trotro	
						(SF)

- Nothing 01
- 1,000 - 10,000 02
- 10,001 - 20,000 03
- 20,001 - 30,000 04
- 30,001 - 40,000 05
- 40,001 - 50,000 06
- Over 50,000 07
- (Specify)

TH22 What is the total monthly income before deductions (in cedis) of all members of the household, from all sources?

- Nothing 01
- Less than 100,000 02
- 100,000 - 200,000 03
- 200,001 - 300,000 04
- 300,001 - 400,000 05
- 400,001 - 500,000 06
- 500,000 - 1,000,000 07
- 1,000,001 - 5,000,000 08
- More than 5,000,000 09
- (Specify)
- Refused 10
- Don't Know 98

TH23 How many bicycles in good condition does this household own?

NUMBER:



SECTION F: TRANSPORT (HOUSEHOLD CONT'D)

TO BE ANSWERED BY THE HOUSEHOLD HEAD OR ANY RESPONSIBLE ADULT IN THE HOUSEHOLD.

TH24 How many of the following motorised vehicles in good conditions does this household have for both private and commercial use?

	PRIVATE USE	COMMERCIAL USE
a Motorcycle		
b Car		
c Minibus		
d Bus		
e Truck		
f Other (specify)		

TH25 How far is the nearest health facility from your residence?

DISTANCE

TH26 Does name face any difficulty getting to the nearest health facility?

Yes.....1

No.....2

(>> TH 29)

TH27 What main difficulty does name face?

- No access road '01
- Bad roads '02
- Difficulty getting vehicles '03
- Long waiting time '04
- Heavy traffic on road '05
- Distance too long '06
- No money for transport '07
- Other(specify) '96

TH28 What other difficulty does name face?

- No access road '01
- Bad road(s) '02
- Difficulty getting vehicle '03
- Long waiting time '04
- Heavy traffic on road '05
- Distance too long '06
- No money for transport '07
- No other difficulty '08
- Other(specify) '96

TH29 By what means does name often travel to the health facility?

- Individual public(taxi) '01
- Shared public(taxi) '02
- Public(trotro) '03
- Bus(Metro Mass) '04
- Train '05
- Boat/ferry/canoe '06
- Motorcycle (>>T
- Private car (>> 1
- Bicycle ((>>
- On foot (>> 1
- Other(specify) '96

TH30 How long does it take (NAME) to wait at the station before getting a means of transportation to and from the nearest health facility?

WAITING TIME:

IN		OUT	
HOURS	MINUTES	HOURS	MINUTES

SECTION F: TRANSPORT (HOUSEHOLD CONT'D)

TO BE ANSWERED BY THE HOUSEHOLD HEAD OR ANY RESPONSIBLE ADULT IN THE HOUSEHOLD.

TH31 How much does it cost (NAME) to travel to and from the nearest health facility?

(IF NO PAYMENT CODE 00)

IN		OUT	
AMOUNT		AMOUNT	

AMOUNT
(IN CEDIS)

TH32 How long does it take (NAME) to travel to and from the nearest health facility?

IN		OUT	
HOURS	MINUTES	HOURS	MINUTES

TRAVEL TIME

TH33 Does (NAME) go to the health facility by the same means?

TH35 What time of the day is transport not available?

- Morning.....1
- Afternoon.....2
- Evening.....3
- Night.....4
- All day.....5
- Always available.....6

TH36 During the last 12 months, was any member of your household in critical condition (Seriously ill or injured)?

Yes 1

No 2

>> END INTERVIEW

TH37 Was any attempt made to send the person to a health facility?

Yes 1

>> TH25

No 2

TH38 Why was no attempt made to send the person to a health facility?

- Lack of money 01
- Lack of means of transport 02
- Distance too far 03
- Health facility not assessible 04
- Non reliability of transport 05
- High cost of transport 06

(CHECK HE 10)

Yes.....1

No.....2

TH34 In (NAME)'s view how reliable is transport to the nearest health facility?

Reliable.....1

Reliable....sometimes 2

Not reliable.....3

Bad nature of road to health facility 07

No need 08

Other (specify) 96

TH39 Was there any other reason why the person was not sent to a health facility?

Lack of money 01

Lack of means of transport 02

Distance too far 03

Health facility not assessable 04

Non reliability of transport 05

High cost of transport 06

Bad nature of road to health facility 07

No need 08

Other (specify) 96

SECTION F: TRANSPORT (HOUSEHOLD CONCL'D)

TO BE ANSWERED BY THE HOUSEHOLD HEAD OR ANY RESPONSIBLE ADULT IN THE HOUSEHOLD.

TH40 Was the person able to reach the health facility?

Yes 1

>> END INTERVIEW

No 2

TH Why was the person unable to reach the health facility?

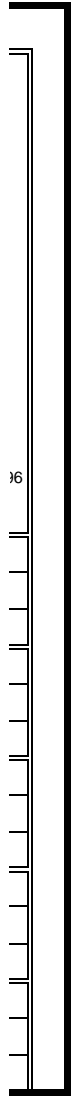
Bad nature of road(s) 1

Distance too long 2


Health facility not accessible 3

Means of transport not available 4
Vehicle developed fault on the way 5
Other (specify) 6

>> END INTERVIEW



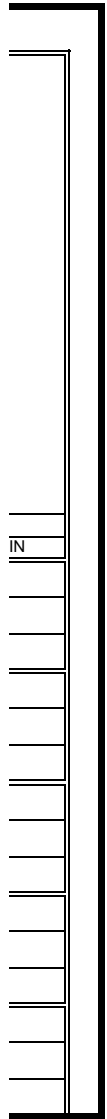





(NAME)	
..... 01	
..... 02	
..... 03	
..... 04	
..... 05	
..... 06	
..... 07	
..... 08	
..... 09	
..... 10	
..... 96	




IS
01
02
03
04
05
06
07
96








ISIC CODE




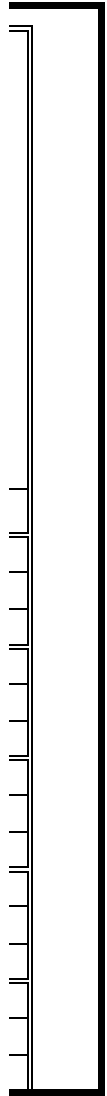






ISIC CODE









g
quent is
schedule?
ns . . . 1
ins . . . 2
ins . . . 3
ins . . . 4
ns . . . 5
ify)

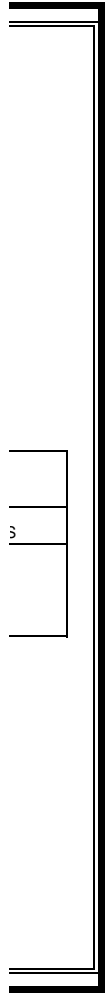
ify)
DF S

f pecify)









g Other Specify











**GHANA STATISTICAL SERVICE
AND
MINISTRY OF TRANSPORTATION**



REPUBLIC OF GHANA

TRANSPORT INDICATOR DATABASE SURVEY

2007

HOUSEHOLD QUESTIONNAIRE

E. A. NUMBER:

--	--	--

HOUSEHOLD NUMBER:

--	--

SURVEY INFORMATION

REGION: DISTRICT:

EA: URBAN 1

HOUSEHOLD: RURAL 2

ROSTER:

HEAD OF HOUSEHOLD:

ADDRESS (OR DESCRIPTION):

.....

.....

FIRST VISIT

INTERVIEWER: DATE:

IS THE HEAD OF HOUSEHOLD YES ... 1

FOUND: NO ... 2 (>> SUPERVISOR) THE SAME NO ... 2 (>> SUPERVISOR)

NAME OF NEW HEAD:

ADDRESS (OR DESCRIPTION):

.....

LANGUAGE ENGLISH 1 DAGBANI ... 5

USED BY THE AKAN 2 FRAFRA ... 6 INTER- YES ... 1

RESPONDENT: EWE 3 NZEMA ... 7 PRETER NO ... 2

GA-DANGME . 4 OTHER 8 USED?

REMARKS:

VERIFICATION OF THE QUESTIONNAIRE, FIRST VISIT

SUPERVISOR: DATE:

REMARKS:

REINTERVIEW YES ... 1

BY SUPERVISOR? NO ... 2

H/HOLD NUMBER REPLACES H/HOLD NUMBER

REASONS

DWELLING NOT FOUND / VACAN' 1

OCCUPANT NOT AT HOME 2

REFUSAL 3

SECOND VISIT

INTERVIEWER: DATE:

REMARKS:

.....

TIME STARTED

TIME COMPLETED

HOUSEHOLD ROSTER

FIRST VISIT

PERSON INTERVIEWED: PREFERABLY THE HEAD OF HOUSEHOLD, IF NOT AVAILABLE, ANY ADULT MEMBER OF THE HOUSEHOLD WHO IS ABLE TO GIVE INFORMATION ON THE OTHER HOUSEHOLD MEMBERS.

WRITE DOWN THE NAME, SEX AND RELATIONSHIP TO THE HEAD OF HOUSEHOLD.

INTERVIEWER WRITE

Respondent Name:

4 Now I would like to have some information about each of the persons on the list.

IF THE RESPONDENT HAS ANY DIFFICULTY WITH AGE (QUESTION 3), USE THE CALENDAR OF EVENTS TO MAKE AN ESTIMATE.

ID Code:

--	--

.....

Please, I would like to make a complete list of all the people present or absent who usually live and eat together in this household including visitors who spent the night.

5 CLASSIFY EACH PERSON ACCORDING TO THE FOLLOWING CRITERIA.

.....

1 First, I would like to have the names of the head of household, his wife(s) or household and their children.

LOOK AT THE ANSWER TO QUESTION 9.

- ALL THE PERSONS FOR WHOM THE ANSWER IS 6 MONTHS OR LESS ARE CLASSIFIED AS HOUSEHOLD MEMBERS.

ALWAYS WRITE DOWN THE HEAD OF THE HOUSEHOLD FIRST, FOLLOWED BY THE HEAD'S SPOUSE, IN CASE OF MORE THAN ONE WIFE, LIST THE WIVES ACCORDING TO THEIR RANK, EACH ONE FOLLOWED BY HER CHILDREN.

- IF THE ANSWER IS MORE THAN 6 MONTHS, ONLY THE FOLLOWING ARE HOUSEHOLD MEMBERS:

WRITE DOWN THE NAME, SEX AND RELATIONSHIP TO THE HEAD OF HOUSEHOLD FOR EACH PERSON.

- * THE HEAD OF HOUSEHOLD
* CHILDREN UNDER 9 MONTHS OLD
* THOSE WHO ANSWER NO TO QUESTION 10

2 Please, give me the names of any other persons related to the head of household or to his wife/ her husband, together with their children, who usually live and eat together here.

ENTER PROPER CODE IN QUESTION 11.

WRITE DOWN THE NAME, SEX AND RELATIONSHIP TO THE HEAD OF THE HOUSEHOLD.

COLUMN A: PUT A CROSS IN COLUMN A NEXT TO THE NAME OF ALL PERSONS WITH CODE 1 TO QUESTION 11.

3 Please, give me the names of any other persons not related to the head of household or to his/ her spouse who usually live and eat together here. For instance, servants, tenants, lodgers, visitors or any other person who is not a relative.

COLUMN B: ENTER THE AGE IN COMPLETED YEARS (QUESTION 3) OF ALL PERSONS WITH A CROSS IN COLUMN A.

WRITE DOWN THE NAME, SEX AND RELATIONSHIP TO THE HEAD OF THE HOUSEHOLD.

COLUMN C: INDICATE THE SEX (QUESTION 1) OF ALL PERSONS BY WRITING M FOR MALE AND F FOR FEMALE.

Are there any other persons not now present but who normally live and eat here, i.e., persons who are temporarily away for schooling, marriage, seasonal work, vacation. Illness, given birth, etc?

SECTION A: HOUSEHOLD ROSTER
FOR EACH PERSON LISTED

1	2 LIST THE NAMES OF HOUSEHOLD MEMBERS	3 SEX Male.....1 Female..2	4 What is the relationship of (NAME) to head of household? Head 01 Spouse (Wife/husband) ... 02 Child (Son/daughter) 03 Grandchild 04 Parent/Parent-in-law 05 Son/Daughter-in-law 06 Other relative 07 Adopted/Foster/Step child . 08 Househelp 09 Non-relative 10	5 How old is (NAME)? YEARS AND MONTHS IF 5 YEARS OR UNDER, OTHERWISE YEARS ONLY (IF LESS THAN 12 YESRS OLD >> 7)		6 What is (NAME'S) present marital status? Married 1 Consensual union . 2 Separated 3 Divorced 4 Widowed 5 Never married ... 6	7 What is (NAME'S) religious denomi- nation? Catholic ... 01 Anglican ... 02 Presbyterian . 03 Methodist ... 04 Pentecostal . 05 Spiritualist ... 06 Other X'tian . 07 Moslem ... 08 Traditional ... 09 No Religion . 10 Other 96 (Specify)	8 In what region / country was (NAME) born? Western 01 Central 02 Greater Accra 03 Volta 04 Eastern 05 Ashanti 06 Brong Ahafo 07 Northern 08 Upper East 09 Upper West 10 Other ECOWAS 96 Africa other than ECOWAS 97 Outside Africa 98
				YRS.	MTHS.			
01								
02								
03								
04								
05								
06								
07								
08								
09								
10								
11								
12								
13								
14								
15								

SECTION A: HOUSEHOLD ROSTER - CONTINUED

	9	10		11	12	13
	What is (NAME'S) nationality?	To which ethnic group does (NAME) belong?		For how many months during the past 12 months has (NAME) been away from this household?	While absent, is / was (NAME) a member of another household?	HOUSEHOLD MEMBER
I	Ghanaian (Birth) . . . 01 Ghanaian					
D	(Naturalize) . . . 02 Burkinabe 03 Malian 04 Nigerian 05 Ivorian 06 Togolese 07 Liberian 08 Other ECOWAS . . . 09 Other African 10 Other 11 (specify) (IF ANSWER IS 02-11 >> NEXT PERSON)			(IF 6 MONTHS OR LESS >> 13)	(INCLUDE SINGLE PERSON HOUSEHOLD). Yes 1 No 2	CRITERIA FOR THE SELECTION OF HOUSEHOLD MEMBER Yes 1 No 2 (NEXT PERSON)
		ETHNICITY	CODE			
01						
02						
03						
04						
05						
06						
07						
08						
09						
10						
11						
12						
13						
14						
15						

CODE FOR QUESTION 10

Akan	11
Ga/Dangme	12
Ewe	13
Guan	14
Gruma	15
Mole Dagbani	21
Grusi	22
Mande	23
Other group (specify)	96
DK	98

SECTION B: EDUCATION

(TO BE ANSWERED BY HOUSEHOLD MEMBERS AGED 3 YEARS OR OLDER)

I F E L I G I B L E C I R C L E ID	ID OF PERSON INTER- VIEWED	1	2	3	4	5
		Is (NAME) currently attending school? Yes 1 No 2 (> 14)	What is (NAME's) current grade? Pre-School ... 01 SSS1 11 P1 02 SSS2 12 P2 03 SSS3 13 P3 04 Voc/Tech/Computer/ P4 05 Comm/Agric 14 P5 06 Teacher Training 15 P6 07 Nursing 16 JSS1 08 Polytechnic 17 JSS2 09 University 18 JSS3 10 Other Tertiary 19 Other (specify) 20	Is the school (NAME) attending public or private? Public 1 Private 2	How far is the school from (NAME's) residence? (IF WITHIN COMMUNITY CODE 00). DISTANCE KMS	By what means does (NAME) usually go to school? Public (taxi) 01 Public (trotro) 02 Train 05 Boat/Ferry/Canoe ... 06 School bus 04 (>> 7) Motorcycle 08 (>> 7) Private car 03 (>> 8) Bicycle 07 (>> 8) On foot 09 (>> 8) Other (specify) 10
01						
02						
03						
04						
05						
06						
07						
08						
09						
10						
11						
12						
13						
14						
15						

SECTION B: EDUCATION
(CONT'D).

I F E L I G I B L E C I R C L E I D	ID OF PERSON INTER- VIEWED	6 How much time does (NAME) wait at the station before getting transport to and from school? WAITING TIME				7 How much does (NAME) spend to travel from residence to and from school? (IF FREE CODE 00) AMOUNT IN CEDIS		8 How much time does (NAME) usually spend going to and from school daily? TRAVEL TIME				9 Does (NAME) always go to his/her school by the same means of transport? (CHECK Q.5) Yes 1 (>> 11) No 2
		IN		OUT		IN	OUT	IN		OUT		
		HRS	MIN	HRS	MIN			HRS	MIN	HRS	MIN	
		IN		OUT		IN		OUT		IN		
01												
02												
03												
04												
05												
06												
07												
08												
09												
10												
11												
12												
13												
14												
15												

SECTION B: EDUCATION
(CONCL'D).

I F E L I G I B L E C I R C L E I D	ID OF PERSON INTER- VIEWED	10 In the last 4 weeks, how many times did (NAME) go to school by the following means?						11 Does (NAME) face any difficulty getting to school? Yes 1 No 2 (>> Next Person)
		a	b	c	d	e	f	
		Motor Car Public (taxi) 01 Public (trotro) 02 Train 05 Boat/Ferry/Canoe ... 06 School bus 04 (>> 7) Motorcycle 08 (>> 7) Private car 03 (>> 8) Bicycle 07 (>> 8) On foot 09 (>> 8) Other (specify) 10	Bicycle	Motor- cycle	Canoe/Boat/ Ferry	Foot	Other (specify)	
ID	TYPE	NO. OF TRIPS	NO. OF TRIPS	NO. OF TRIPS	NO. OF TRIPS	NO. OF TRIPS	NO. OF TRIPS	
01								
02								
03								
04								
05								
06								
07								
08								
09								
10								
11								
12								
13								
14								
15								

SECTION B: EDUCATION
(CONCL'D).

I F E L I G I B L E C I R C L E ID	ID OF PERSON INTER- VIEWED	12 What main obstacle does (NAME) face? No access road 1 Bad road(s) [wet season]... 2 Bad road(s) [dry season]... 3 Difficult getting vehicle 4 Long waiting time 5 Heavy traffic on road 6 Distance too long 7 No money for transport 8 Other (specify) 9	13 What other obstacles does (NAME) face ? No access road 1 Bad road(s) [wet season]... 2 Bad road(s) [dry season]... 3 Difficult getting vehicle 4 Long waiting time 5 Heavy traffic on road 6 Distance too long 7 No money for transport 8 Other (specify) 9	14 Why is (NAME) not currently attending school? School is far from residence . . 1 No money to pick up bus ... 2 School not accessible 3 Nobody to look after me 4 Not interested ... 5 Other (specify) ... 6
01				
02				
03				
04				
05				
06				
07				
08				
09				
10				
11				
12				
13				
14				
15				

SECTION C: HEALTH

I F E L I G I B L E C I R C L E ID	ID OF PERSON INTER- VIEWED	1	2	3	4	5	6	7
		During the last 4 weeks has (NAME) suffered from either an illness or an injury?	Did (NAME) visit a health facility for treatment? YES Hospital . 1 Clinic ... 2 Maternity Home . 3 Maternal & Child Health . 4 Pharmacy . 5 Chemical . 6 No 7 (>> 5)	What is the main reason why (NAME) choose to visit this particular health facility? Availability of health personnel . 1 Proximity 2 Cost of treatment reasonable ... 3 Good access road . 4 Other (specify) ... 5	Main reason why (NAME) did not visit a health facility for treatment? Lack of means of transport . 1 Distance too far 2 Health facility not accessible. 3 Non reliability of transport . 4 High cost of transport 5 Bad nature of road to health facility 6 No need 7 Other (specify) 8	How far is the nearest health facility? (IF IN THE LOCALITY CODE 00) DISTANCE KM	Does (NAME) face any difficulty getting to the nearest health facility? Yes 1 No 2 (>> 8)	What main obstacle does (NAME) face? No access road 1 Bad road(s) ... 2 Difficult getting vehicle 3 Long waiting time 4 Heavy traffic on road 5 Distance too long 6 No money for transport 7 Other (specify) . 8
01								
02								
03								
04								
05								
06								
07								
08								
09								
10								
11								
12								
13								
14								
15								

SECTION C: HEALTH

(CONT'D).

I F E L I G I B L E C I R C L E I D	8 ID OF PERSON INTER- VIEWED	9 What other obstacle does (NAME) face? No access road 1 Bad road(s) ... 2 Difficult getting vehicle 3 Long waiting time 4 Heavy traffic on road 5 Distance too long 6 No money for transport 7 Other (specify) . 8	10 By what means does (NAME) often travel to the health facility? Car 1 Canoe/Boat/ Ferry 2 On foot 3 (> 11) Motorcycle . 4 (> 11) Bicycle 5 (> 11) Train 6 Other (specify) . 7	11 Does (NAME) always go to the health facility by this means? Yes 1 No 2	12 How long does it take (NAME) to wait at the station before getting means of transport to and from the nearest health facility?				12 How long will it take (NAME) to travel to and from the nearest health facility?							
					WAITING TIME		TRAVEL TIME		IN		OUT		IN		OUT	
					HRS	MIN	HRS	MIN	HRS	MIN	HRS	MIN	HRS	MIN		
01																
02																
03																
04																
05																
06																
07																
08																
09																
10																
11																
12																
13																
14																
15																

SECTION C: HEALTH

(CONT'D).

I F E L I G I B L E C I R C L E I D	ID OF PERSON INTER- VIEWED	13 In the last 4 weeks, how many times did (NAME) go to a health facility by the following means?								
		a	b	c	d	e	f	g	h	
		Motor Car	Canoes/ Boat/ Ferry	Motorcycle	On foot	Taxi	Trotro	Private	Other (specify)	
		Public (taxi) 01 Public (trotro) 02 Train 05 Boat/Ferry/Canoe ... 06 School bus 04 (>> 7) Motorcycle 08 (>> 7) Private car 03 (>> 8) Bicycle 07 (>> 8) On foot 09 (>> 8) Other (specify) 10								
		TYPE	NO. OF TRIPS	NO. OF TRIPS	NO. OF TRIPS	NO. OF TRIPS	NO. OF TRIPS	NO. OF TRIPS	NO. OF TRIPS	NO. OF TRIPS
01										
02										
03										
04										
05										
06										
07										
08										
09										
10										
11										
12										
13										
14										
15										

SECTION C: HEALTH

I F E L I G I B L E C I R C L E I D	ID OF PERSON INTER- VIEWED	15	16	17	18	FOR FEMALES 12 YEARS OR OLDER	
		In (NAME's) view, how reliable is transport to the nearest health facility? Reliable 1 (>> 24) Reliable sometimes . 2 Not reliable ... 3	What time of the day is transport available? Morning 1 Afternoon 2 Evening 3 Night 4 All day 5	During the last 12 months, how many times did (NAME) visit a health facility? NO. OF VISITS	Did (NAME) give birth during the last 12 months? Yes 1 No 2 (>> 21)	19 Where was the child delivered? At home 1 At home (TBA assisted) 2 (>> 22) Hospital/clinic 3 (>> 22) On way to health facility ... 4 Other (specify) 5	20 Why was child not borne in a hospital/clinic? Bad nature of road 1 Distance too long 2 Vehicle developed fault on the way 3 No need going to a health facility 4 No money 5 Other (specify) 6
01							
02							
03							
04							
05							
06							
07							
08							
09							
10							
11							
12							
13							
14							
15							

SECTION D: MARKET ACCESS FOR AGRICULTURAL PRODUCE

(TO BE ANSWERED BY HOUSEHOLD MEMBERS WHOSE OCCUPATION IS FARMING AND INDUSTRY IS AGRICULTURE).

I F E L I G I B L E C I R C L E ID	ID OF PERSON INTER- VIEWED	1	2	3	4	5	6
		What is the main purpose engagement in agricultural farming?	What is the main outlet for the sale of your produce?	How far is the nearest market where (NAME) sells his/her farm produce?	How far is the nearest motorable road from the locality or farm?	What is the general state of the nearest road from your locality during the rainy season?	What is the general state of the nearest road from your locality during the raining season?
		Commercial crops mainly for export 1	Government agency 1 Private company 2 Farm gate buyer 3	IF WITHIN LOCALITY CODE 00. 0 - 1 km 1 2 - 5 km 2 6 - 10 km ... 3 10 - 15 km ... 4 More than 15 km ... 5	0 - 1 km 1 2 - 5 km 2 6 - 10 km ... 3 10 - 15 km ... 4 More than 15 km ... 5	Motorable 1 Motorable with difficulty 2 Unmotorable 3	Motorable 1 Motorable with difficulty 2 Unmotorable 3
		Commercial crops for both export and domestic market . 2	Cooperative society 4 Market outside this locality . 5 Local market within locality . 6 (>>)				
		Food crops for export market . 3	Other (specify) 7				
		Food crops for domestic market 4					
		Both for domestic market and own consumption 5					
		Food crops for own consumption 6 (>> 3)					
		Other (specify) 7					
				DISTANCE IN KM.	DISTANCE IN KM.		
01							
02							
03							
04							
05							
06							
07							
08							
09							
10							
11							
12							
13							
14							
15							

SECTION D: MARKET ACCESS FOR AGRICULTURAL PRODUCE

(TO BE ANSWERED BY HOUSEHOLD MEMBERS WHOSE OCCUPATION IS FARMING AND INDUSTRY IS AGRICULTURE).

I F E L I G I B L E C I R C L E ID	ID OF PERSON INTER- VIEWED	7	8	9	10	11
		How often does transport come to your locality to cart farm produce during the harvest season?	How often does transport come to your locality to cart farm produce during the lean season?	Do you have any difficulty marketing your farm produce?	What is the main obstacle to the marketing of your farm produce?	Transport cost per unit of farm produce from farm gate to the nearest market?
		Once 1 Twice 2 Three times 3 More than three times 4	Once 1 Twice 2 Three times 3 More than three times 4	Yes 1 No 2	No access road 1 Bad road 2 No means of transport 3 Transport cost 4 Other (specify) 5	
01						
02						
03						
04						
05						
06						
07						
08						
09						
10						
11						
12						
13						
14						
15						

SECTION F: MARKET ACCESS

I F E L I G I B L E C I R C L E ID	ID OF PERSON INTER- VIEWED	14 During the last 12 months, was any member of your household in critical condition (seriously ill or injured)? Yes 1 No 2 (>> 18)	15 Was any attempt made to send the person to a health facility? Yes 1 No 2 (>> 18)	16 Why was no attempt made to send the person to a health facility? Lack of money 1 Lack of means of transport 2 Distance too far 3 Health facility not accessible 4 Non reliability of transport 5 High cost of transport . 6 Bad nature of road to health facility 7 No need 8 Other (specify) 9	17 Was there any other reason why (NAME) was not sent to a health facility? Lack of means of transport 1 Distance too far 2 Health facility not accessible 3 Non reliability of transport 4 High cost of transport . 5 Bad nature of road to health facility 6 No need 7 None 8	18 Was he/she able to reach a health facility? Yes ... 1 (>> Next Person) No ... 2	19 Why was the person unable to reach a health facility? Bad nature of road 1 Distance too long . 2 Health facility not accessible 3 Means of transport not available ... 4 Vehicle developed fault on the way . 5 Other (specify) ... 6
01							
02							
03							
04							
05							
06							
07							
08							
09							
10							
11							
12							
13							
14							
15							

ryeryey
ghgr
ku

SECTION F: MARKET ACCESS

(TO BE ANSWERED BY HOUSEHOLD HEAD / ANY RESPONSIBLE HOUSEHOLD MEMBER).

I F E L I G I B L E C I R C L E I D	ID OF PERSON INTER- VIEWED	1	2		3				4	
		How far away is the nearest market from household's residence?	By what means does household often travel to and from the market?		How long does household usually wait at the station before getting transport to and from the market?				How much does household usually spend on transport to and from the market?	
		(IF IN THE LOCALITY CODE 00) DISTANCE	Vehicle (public bus) 01 Vehicle (trotro) 02 Vehicle (taxi) 03 Vehicle (private) 04 (>> 4) Motorcycle 05 (>> 4) Train 06 Canoe/Boat/ Ferry 07 On foot 08 (>> 5) Bicycle 09 (>> 5) Other (specify) 10		WAITING TIME				(IF NO PAYMENT CODE 00) AMOUNT IN CEDIS	
	KM	IN	OUT	HRS	MIN	HRS	MIN	IN	OUT	
01										
02										
03										
04										
05										
06										
07										
08										
09										
10										
11										
12										
13										
14										
15										

SECTION F: MARKET ACCESS (CONT'D).

I F E L I G I B L E C I R C L E I D	ID OF PERSON INTER- VIEWED	5	6	7				8	9
		Does the household face any difficulty in getting to the market? Yes 1 (> 7) No 2	What main obstacle does the household face going to the market? No access road 1 Bad road(s) ... 2 Difficult getting vehicle 3 Long waiting time 4 Heavy traffic on road 5 Distance too long 6 No money for transport 7 Other (specify) . 8	TRAVEL TIME				How frequent is transport to market? 0 - 15 mins 1 16 - 30 mins ... 2 31 - 45 mins ... 3 46 - 60 mins ... 4	Which time of the day is transport not reliable? Morning 1 Afternoon 2 Evening 3 All day 4
				IN		OUT			
				HRS	MIN	HRS	MIN		
01									
02									
03									
04									
05									
06									
07									
08									
09									
10									
11									
12									
13									
14									
15									

SECTION D: ECONOMIC ACTIVITY

I F E L I G I B L E C I R C L E I D	ID OF PERSON INTER- VIEWED	10	11	12		13
		Did (NAME) do any work for pay, profit or family gain in the last 7 days? Yes 1 No 2 (>> 28)	What was (NAME's) status in employment? Employee 1 Employer 2 Self Employed (with employees) 3 Self Employed (without employees) ... 4 Unpaid family worker 5 Apprentice 6 Other (specify) 7	What was (NAME's) main occupation? (SEE LISTING OF CODES IN ENUMERATOR'S MANUAL) DESCRIPTION		ISCO
01						
02						
03						
04						
05						
06						
07						
08						
09						
10						
11						
12						
13						
14						
15						

I F E L I G I B L E C I R C L E I D	ID OF PERSON INTER- VIEWED	14 What was the main industry (NAME) worked in? (SEE LISTING OF CODES IN ENUMERATOR'S MANUAL)		15 How far away is (NAME's) place of work from his/her residence? (IF IN THE LOCALITY CODE 00) DISTANCE	16 Does (NAME's) work require travel from his/her place of residence? Yes 1 No 2 (> 28)	17 By what means does (NAME) often travel to his/her workplace? Vehicle (trotro) 1 Vehicle (taxi) 2 Vehicle (subsidized by employer) 3 (>> 19) Vehicle (private) 4 (>> 19) Motorcycle 10 (>> 19) Vehicle (free by employe ... 5 (>> 20) Train 6 Canoe/Boat/Ferry 7 On foot 8 (>> 20) Bicycle 9 (>> 20) Other (specify) 11	
		DESCRIPTION	ISIC	KILOMETRE	IN	OUT	
01							
02							
03							
04							
05							
06							
07							
08							
09							
10							
11							
12							
13							
14							
15							

I F E L I G I B L E C I R C L E I D	ID OF PERSON INTER- VIEWED	18 How long does (NAME) usually wait at the station before getting transport to and from the workplace? WAITING TIME				19 How much does (NAME) usually spend on transport to and from the workplace? (IF NO PAYMENT CODE 00) AMOUNT IN CEDIS	
		IN		OUT		IN	OUT
		HRS	MIN	HRS	MIN		
01							
02							
03							
04							
05							
06							
07							
08							
09							
10							
11							
12							
13							
14							
15							

I F E L I G I B L E C I R C L E I D	ID OF PERSON INTERVIEWED	19 How long does (NAME) usually spend on the way going to and from the workplace? TRAVEL TIME				20 Does (NAME) always go to the workplace by the same means? (CHECK 16) Yes 1 (>> 23) No 2	21 In the last 4 weeks, how many times did you go to work by the following means?					
		a		b	c		d	e	f			
		Motor car	Public (taxi) 01 Public (trotro) 02 Train 05 Boat/Ferry/Canoe ... 06 School bus 04 (>> 7) Motorcycle 08 (>> 7) Private car 03 (>> 8) Bicycle 07 (>> 8) On foot 09 (>> 8) Other (specify) 10	Bicycle	Motor-cycle		Canoe/ Boat/ Ferry	Foot	Other (specify)			
	HRS	MINS	HRS	MINS		NO. OF TRIPS	NO. OF TRIPS	NO. OF TRIPS	NO. OF TRIPS	NO. OF TRIPS	NO. OF TRIPS	
01												
02												
03												
04												
05												
06												
07												
08												
09												
10												
11												
12												
13												
14												
15												

SECTION D: ECONOMIC ACTIVITY (CONT'D).

I F E L I G I B L E C I R C L E ID	ID OF PERSON INTER- VIEWED	22	23	24	25	26
		Does (NAME) face any difficulty in getting to his/her workplace?	What main obstacle does (NAME) face going to the workplace? No access road 1 Bad road(s) ... 2 Difficult getting vehicle 3 Long waiting time 4 Heavy traffic on road 5 Distance too long 6 No money for transport 7 Other (specify) . 8	How often does (NAME) commute between his/her residence and place of work? TIME UNIT Daily 1 Weekly ... 2 Monthly . 3	How frequent is transport schedule to the workplace? 0 - 15 mins 1 16 - 30 mins 2 31 - 45 mins 3 46 - 60 mins 4 Over 60 mins 5	Which time of the day is transport not available? Morning 1 Afternoon 2 Evening 3 All day 4
		Yes 1 (>> 24) No 2		NO. OF TRIPS	TIME UNIT	
01						
02						
03						
04						
05						
06						
07						
08						
09						
10						
11						
12						
13						
14						
15						

SECTION D: ECONOMIC ACTIVITY (CONT'D).

I F E L I G I B L E C I R C L E I D	ID OF PERSON INTER- VIEWED	28 Did (NAME) work during the past 12 months?	29 Last occupation of (NAME), if ever worked.		30 Last industry of (NAME), if ever worked.	
		Yes 1 No 2	DESCRIPTION (SEE LISTING OF CODES IN ENUMERATOR'S MANUAL)		DESCRIPTION (SEE LISTING OF CODES IN ENUMERATOR'S MANUAL)	
			MAIN OCCUPATION	ISCO CODE	MAIN INDUSTRY	ISIC CODE
01						
02						
03						
04						
05						
06						
07						
08						
09						
10						
11						
12						
13						
14						
15						

SECTION D: ECONOMIC ACTIVITY (CONCL'D).

I F E L I G I B L E C I R C L E I D	ID OF PERSON INTER- VIEWED	31	32	33
		Has (NAME) been actively looking for job?	What challenge does (NAME) face?	Why has (NAME) not been looking for job?
		Yes 1	Work available but distance too far 1 Work available but transport cost too high 2 Workplace inassessible 3 Sick/Incapacitated 4 Full time student 5 Old age 6 Out of season 7 Retrenchment 8 Other (specify) 9	Work available but distance too far 1 Work available but transport cost too high 2 Workplace inassessible 3 Sick/Incapacitated 4 Full time student 5 Old age 6 Out of season 7 Retrenchment 8 Other (specify) 9
		No 2 (> 33)		
01				
02				
03				
04				
05				
06				
07				
08				
09				
10				
11				
12				
13				
14				
15				

SECTION E: TRANSPORT

TO BE ANSWERED BY HOUSEHOLD MEMBERS AGED 6 YEARS OR OLDER.

I F E L I G I B L E C I R C L E I D	ID OF PERSON INTER- VIEWED	1 Is (NAME) limited in his/her daily travelling activities because of any disability lasting six months or more? Yes 1 No 2 (>>)	2 What difficulty(ies) does (NAME) have? It it Sight (blind/severe visual limitations) 1 Hearing (deaf, profoundly hard of hearing) 2 Communicating (speech impairment) 3 Physical (e.g. need wheel chair, crutches or prosthesis; limb or hand usage limitation) 4 Intellectual (serious difficulties in learning, mental retardation) 5 Emotional (behavioural, psychological problems) ... 6 Other (specify) 7	3 Has (NAME) ever travelled by bus? Yes ... 1 No ... 2	4 Is the bus route convenient to (NAME)? Yes ... 1 No ... 2	5 Why is the route not convenient to (NAME)? Bad road ... 1 Traffic jam ... 2 Too long ... 3 Other (specify) . 4	6 Is (NAME) satisfied with conditions of the drivers? Yes ... 1 No ... 2	7 Why is (NAME) not satisfied with the bus conditions? Poor ventilation . 1 Seat uncom- fortable 2 Leaking roof ... 3 Smoking engines 4 Other (specify) . 5	8 How frequent is the bus schedule? 0-15 mins . 1 16-30 mins . 2 31-45 mins . 3 46-60 mins . 4 Over 60 mins . 5
01									
02									
03									
04									
05									
06									
07									
08									
09									
10									
11									
12									
13									
14									
15									

SECTION E: TRANSPORT

(CONT'D).

I F E L I G I B L E C I R C L E ID	ID OF PERSON INTER- VIEWED	9	10	11	12						
		Is (NAME) satisfied with the bus frequencies?	Why is (NAME) not satisfied with the bus frequencies?	On a normal day, how many trips does (NAME) make on foot?	On a normal day how many trips does (NAME) make on individual public transport?						
		Yes ... 1 (>> 11) No ... 2	Too much delay . 1 Unpredic- table schedule 2 Other (specify) 3		a	b	c	d	e	f	g
					Taxi	Trotro	Canoe	Boat	Ferry	Railway	Other (specify)
01											
02											
03											
04											
05											
06											
07											
08											
09											
10											
11											
12											
13											
14											
15											

SECTION E: TRANSPORT

(CONT'D).

I F E L I G I B L E C I R C L E I D	ID OF PERSON INTER- VIEWED	11 On a normal day how many trips does (NAME) make on individual public transport?					12 On a normal day how many trips does (NAME) make on individual motorised transport?				
		a Taxi	b Lorry	c Truck	d Canoe	e Other (specify)	c Private car	d Motorcycle	e Speedboat	f Canoe	g Other (specify)
01											
02											
03											
04											
05											
06											
07											
08											
09											
10											
11											
12											
13											
14											
15											

SECTION E: TRANSPORT

(CONT'D).

I F E L I G I B L E C I R C L E I D	ID OF PERSON INTER- VIEWED	13 On a normal day, how many trips does (NAME) make on individual non-motorised transport?						14 Where does (NAME) live? Urban 1 City centre ... 2 Town 3 Suburb 4 Along a major road . 5 On the farm . 6 Near transport terminal . 7	15 What is the main reason why (NAME) chose to live here? Proximity to workplace 01 Proximity to school 02 Proximity to market 03 Proximity to health facility 04 Proximity to access road 05 Proximity to water way 06 Proximity to railway station 07 Easy to get transportation to town centre 08 Proximity to agricultural heart land (farming activities) ... 09 Proximity to transport station ... 10 Other (specify) 11
		a Bicycle	b Donkey	c Trailer	d Canoe	e Horses	f Other (specify)		
01									
02									
03									
04									
05									
06									
07									
08									
09									
10									
11									
12									
13									
14									
15									

SECTION E: TRANSPORT

(CONCL'D).

I F E L I G I B L E C I R C L E I D	ID OF PERSON INTER- VIEWED	16	17		18	19	20
		What is the distance from (NAME's) residence to the nearest transport station or boarding point?	How long does it take (NAME) to walk to the nearest transport station/boarding point?			Are you sat isfied with the level of transport availability?	Why are you not satisfied with transport availability?
		KILOMETRES	HRS	MINS	Yes 1 (>> 20) No 2	Long delays ... 1 Unpredictable... 2 Other (specify) . 3	0 - 15 mins 1 16 - 30 mins 2 31 - 45 mins 3 46 - 60 mins 4
01							
02							
03							
04							
05							
06							
07							
08							
09							
10							
11							
12							
13							
14							
15							

SECTION F: TRANSPORT

TO BE ANSWERED BY THE HOUSEHOLD HEAD OR ANY RESPONSIBLE ADULT IN THE HOUSEHOLD.

1 How long, in minutes, do you think it will take me (the interviewer) to walk from here to the nearest

a	b	c	d
Bus stop	Train station	Canoe/Ferry	Taxi rank

Q.1
 0 - 10 mins 1
 11 - 20 mins 2
 21 - 30 mins 3
 31 - 40 mins 4
 41 - 50 mins 5
 D.K. 8

2 How do members of your household get to the nearest of each of the following facilities?

a	b	c	d	e
Food shop	Other shop	Traditional healer	Post Office	Police station

Q.2
 Walk 01
 Bus 02
 Train 03
 Taxi 04
 Bicycle 05
 Motorcycle 06
 Ferry/Canoe/Boat 07
 Private car 08
 Trotro 09
 Don't need to go there 10
 Other (specify) 11

3 How long does it take to get there in minutes from this household to the facility?

a	b	c	d	e
Food shop	Other shop	Traditional healer	Post Office	Police station
IN MINUTES	IN MINUTES	IN MINUTES	IN MINUTES	IN MINUTES

4 How far away is the nearest market from residence?
 (IF IN LOCALITY CODE 00)

KILOMETRES:

5 By what means does your household often travel to the market?

Vehicle (trotro) 1
 Vehicle (taxi) 2
 Train 3
 Canoe/Boat/Ferry 4
 Vehicle (private) 5
 Motorcycle 6
 On foot 7
 Bicycle 8
 Other (specify) 9

6 Does the household often use the same means of transport back from the market?

Yes 1 (> 8)
 No 2

SECTION F: TRANSPORT

TO BE ANSWERED BY THE HOUSEHOLD HEAD OR ANY RESPONSIBLE ADULT IN THE HOUSEHOLD.

7 By what means does your household often travel from the market?

- Vehicle (trotro) 1
- Vehicle (taxi) 2
- Train 3
- Canoe/Boat/Ferry 4
- Vehicle (private) 5
- Motorcycle 6
- On foot 7
- Bicycle 8
- Other (specify) 9

8 How long does the household usually wait at the station before getting transport to and from the market?

(SKIP IF Q.4 OR Q.6 = 5 OR 6)

WAITING TIME:

IN		OUT	
HOURS	MINUTES	HOURS	MINUTES

9 How much does the household usually spend on transport to and from the market?

(SKIP IF Q.4 OR Q.6 = 7 OR 8)

IF NO PAYMENT CODE 00.

AMOUNT
(IN CEDIS)

IN	OUT
AMOUNT	AMOUNT

10 Does household face any difficulty getting to the market?

Yes 1 (> 12)

No 2

What main obstacle does household gace going to the market?

- No access road 1
- Bad road(s) 2
- Dficulty getting vehicle 3
- Long waiting time at station 4
- Other (specify) 5

12 How long does the household usuallyspend on the way to and from the market?

TRAVEL TIME:

IN		OUT	
HOURS	MINUTES	HOURS	MINUTES

13 How reliable is transport to the market?

- Reliable 1 (> 15)
- Reliable sometimes 2
- Not Reliable 3

SECTION F: TRANSPORT

TO BE ANSWERED BY THE HOUSEHOLD HEAD OR ANY RESPONSIBLE ADULT IN THE HOUSEHOLD.

14 Which time of the day is transport not reliable?

- Morning 1
- Afternoon 2
- Evening 3
- All day 4

15 What are the most two important transport problems experienced by this household?

- Transport fares too high 1
- Long delays at transport station 2
- Bad road(s) 3
- Traffic jam 4
- Other (specify) 5

FIRST SECOND

--	--

16 What is the total monthly expenditure (in cedis) on the following means of transport for all members of the household?

a Bus	b Taxi	c Train	d Ferry/Canoe	e Private car	f Trotro

- Nothing 1
- 1,000 - 10,000 2
- 10,001 - 20,000 3
- 20,001 - 30,000 4
- 30,001 - 40,000 5
- 40,001 - 50,000 6
- Over 50,000 7

17 What is the total monthly income before deductions (in cedis) of all members of the household, from all sources?

- Nothing 01
- Less than 100,000 02
- 100,000 - 200,000 03
- 200,001 - 300,000 04
- 300,001 - 400,000 05
- 400,001 - 500,000 06
- 500,000 - 1,000,000 07
- 1,000,001 - 5,000,000 08
- More than 5,000,000 09
- Don't Know 10
- Refused 11

18 How many bicycles does this household own?

NUMBER:

19 How many of the following motorised vehicles in good conditions does this household have for both private and commercial use?

	PRIVATE USE	COMMERCIAL USE
a Motorcycle		
b Car		
c Minibus		
d Bus		
e Truck		
f Other (specify)		

HOUSEHOLD ROSTER				
ID	A	B	C	D
NUMBER	MEMBER	AGE	SEX	NAME
01				
02				
03				
04				
05				
06				
07				
08				
09				
10				
11				
12				
13				
14				
15				

CROP LIST	
Beans/Peas	3
Cashew	4
Cocoa	6
Coconut	7
Coffee	9
Cotton	11
Ginger	13
G'nut/Peanut	14
Guinae corn/Sorghum	15
Kanef	16
Maize	19
Millet	21
Rice	31
Rubber	32
Sheanut	33
Sugercane	34
Tiger nut	35
Tobacco	36
Wood lot	39
Other crops	41

UNIT COD
None
All
American tin
Barrel
Basket
Beer bottle
Bowl
Box
Bunch
Bundle
Fanta bottle
Fingers
Fruit
Gallon
Kilogram
Litre
Log
Magarine tin
Maxi bag
Mini bag
Nut
Pounds
Sheet
Stick
Tonne
Tree
Tubers

UNIT CODE	
None	0
All	1
American tin	2
Barrel	3
Basket	4
Beer bottle	5
Bowl	6
Box	7
Bunch	8
Bundle	9
Fanta bottle	10
Fingers	11
Fruit	12
Gallon	13
Kilogram	14
Litre	15
Log	16
Magarine tin	17
Maxi bag	18
Mini bag	19
Nut	20
Pounds	21
Sheet	22
Stick	23
Tonne	24
Tree	25
Tubers	26

CROP LIST
Beans/Peas
Cashew
Cocoa
Coconut
Coffee
Cotton
Ginger
G'nut/Peanut
Guinae corn/Sorghum
Kanef
Maize
Millet
Rice
Rubber
Sheanut
Sugercane
Tiger nut
Tobacco

CROP LIST

Avocado Pear	1
Banana	2
Cassava	5
Cocoyam	8
Cola nut	10
G. eggs/Egg plant	12
Leafy vegetables	17
Lime/Lemon	18
Mango	20
Oil palm	22
Okro	23
Onion	24
Oranges	25
Pawpaw	26
Pepper	27
Pineapple	28
Plantain	29
Swt. Potatoes/Potatoes	30
Tomatoes	37
Yam	40
Other fruit trees	42
Other vegetables	43

Wood lot
Other crops

CROP LIST

Avocado Pear
Banana
Cassava
Cocoyam
Cola nut
G. eggs/Egg plant
Leafy vegetables
Lime/Lemon
Mango
Oil palm
Okro
Onion
Oranges
Pawpaw
Pepper
Pineapple
Plantain
Swt. Potatoes/Potatoes
Tomatoes

Yam
Other fruit trees
Other vegetables

UNIT CODE

None	00
Barrel	11
Gallon	12
Litre	13
Basket	21
Box	22
Maxi bag	23
Mini bag	24
Bunch	25
Bundle	26
Kilogram	31
Pounds	32
Tonne	33
Other (Specify)	77

CROP LIST

Avocado Pear	01
Banana	02
Beans/Peas	03
Cashew	04
Cassava	05
Cocoa	06
Coconut	07
Cocoyam	08
Coffee	09
Cola nut	10
Cotton	11
G. eggs/Egg plant	12
Ginger	13
G'nut/Peanut	14
Guinae corn/Sorghum	15
Kanef	16
Leafy vegetables	17
Lime/Lemon	18
Maize	19
Mango	20

Millet	21
Oil palm	22
Okro	23
Onion	24
Oranges	25
Pawpaw	26
Pepper	27
Pineapple	28
Plantain	29
Swt. Potatoes/Potatoes	30
Rice	31
Rubber	32
Sheanut	33
Sugercane	34
Tiger nut	35
Tobacco	36
Tomatoes	37
Wood lot	39
Yam	40
Other crops	41
Other fruit trees	42
Other vegetables	43

E

0
1
2
3
4
5
6
7
8
9
10
11
12
13
14
15
16
17
18
19
20
21
22
23
24
25
26

Г

3
4
6
7
9
11
13
14
15
16
19
21
31
32
33
34
35
36

39
41

1
2
5
8
10
12
17
18
20
22
23
24
25
26
27
28
29
30
37

s

40
42
43