

P09 Religion (Religion)

File: Population

Overview









Type: Continuous Valid cases: 189868
Format: numeric Invalid: 0
Width: 1 Minimum: 1
Decimals: 0 Maximum: 8
Range: 1-8

Questions and instructions

LITERAL QUESTION

P09 RELIGION: What is (NAME's) religious affiliation?

CATEGORIES

Value	Category	Cases	
1	Catholic	29057	 15.3%
2	Protestants	34968	 18.4%
3	Pentecostal	45877	 24.2%
4	Other christians	21023	 11.1%
5	Islam	29933	 15.8%
6	Traditional	16086	 8.5%
7	No religion	11509	 6.1%
8	Other	1415	 0.7%

Warning: these figures indicate the number of cases found in the data file. They cannot be interpreted as summary statistics of the population of interest.