

P19a Children surviving male (Csmale)

File: Population

Overview

Type: Continuous Valid cases: 63533
Format: numeric Invalid: 126335
Width: 2 Minimum: 0
Decimals: 0 Maximum: 9
Range: 0-99

Questions and instructions

















PRE QUESTION

ANSWER FOR FEMALES 12 YEARS AND OLDER

LITERAL QUESTION

P19a MALE CHILDREN SURVIVING: How many male children ever born alive to (NAME) are still surviving? (Living with you or elsewhere)

CATEGORIES

Value	Category	Cases	
0	None	31116	 49.0%
1	1	11076	 17.4%
2	2	9031	 14.2%
3	3	6169	 9.7%
4	4	3446	 5.4%
5	5	1665	 2.6%
6	6	670	 1.1%
7	7	238	 0.4%
8	8	97	 0.2%
9	9	25	 0.0%
10	10	0	 0.0%
11	11	0	 0.0%
12	12	0	 0.0%
13	13	0	 0.0%
14	14	0	 0.0%
15	15	0	 0.0%

Warning: these figures indicate the number of cases found in the data file. They cannot be interpreted as summary statistics of the population of interest.