

# P20 Birth in last 12 months (Birth12m)

File: Population

## Overview

---

Type: Continuous Valid cases: 51947  
Format: numeric Invalid: 137921  
Width: 1 Minimum: 0  
Decimals: 0 Maximum: 4  
Range: 0-4

## Questions and instructions

---

PRE QUESTION

ANSWER FOR FEMALES 12 YEARS AND OLDER






LITERAL QUESTION

P20 NUMBER OF CHILDREN BORN IN THE LAST 12 MONTHS: How many children has (NAME) born in the last 12 months?

POST QUESTION

(IF 4 OR MORE, MARK 4)

### CATEGORIES

Value	Category	Cases	
0	None	46853	 90.2%
1	One child	4968	 9.6%
2	2 children	84	 0.2%
3	3 children	24	 0.0%
4	4 or more	18	 0.0%

Warning: these figures indicate the number of cases found in the data file. They cannot be interpreted as summary statistics of the population of interest.