

# H09 Main source of drinking water (Water)

File: Housing

## Overview

---

Type: Continuous    Valid cases: 37032  
Format: numeric    Invalid: 1834  
Width: 1            Minimum: 1  
Decimals: 0        Maximum: 9










## Questions and instructions

---

LITERAL QUESTION

H09 WATER SUPPLY: What is the main source of drinking water for this household?

### CATEGORIES

Value	Category	Cases	
1	Pipe-borne inside	5270	 14.2%
2	Pipe-borne outside	9461	 25.5%
3	Tanker supply	845	 2.3%
4	Well	6120	 16.5%
5	Bore-hole	6076	 16.4%
6	Spring/rain water	1661	 4.5%
7	River/stream	5974	 16.1%
8	Dugout/pond/lake/dam	1528	 4.1%
9	Other	97	 0.3%

Warning: these figures indicate the number of cases found in the data file. They cannot be interpreted as summary statistics of the population of interest.