















# 09EQ2: PRODUCT CODE FROM CROPS FOR SALE (prcdsal)

File: Y09E-sale of products

## Overview

Type: Continuous Valid cases: 408  
Format: numeric Invalid: 0  
Width: 8 Minimum: 601  
Decimals: 0 Maximum: 614  
Range: 601-614

### CATEGORIES

Value	Category	Cases	
601	Gari or garifoto	99	 24.3%
602	Oil from groundnut (peanut), Coconut, Palm nuts, Palm kernel	58	 14.2%
603	Palm wine/pito	18	 4.4%
604	Maize four	11	 2.7%
605	Cassava flour/dough	98	 24.0%
606	Other flour	0	 0.0%
607	Fufu	7	 1.7%
608	Banku/akple/tuo zaafi	15	 3.7%
609	Emo tuo	0	 0.0%
610	Achekie or tapioca	0	 0.0%
611	Kenkey/abodoo	68	 16.7%
612	Dried fruits or vegetables	0	 0.0%
613	Shea nut or groundnut butter	0	 0.0%
614	Other products made from your crops	34	 8.3%

Warning: these figures indicate the number of cases found in the data file. They cannot be interpreted as summary statistics of the population of interest.