

# REGION (region)











File: Y09E-sale of products

## Overview

---

Type: Continuous Valid cases: 408 (419.3)  
Format: numeric Invalid: 0 (0)  
Width: 8 Minimum: 1  
Decimals: 0 Maximum: 9  
Range: 1-10

### CATEGORIES

| Value | Category      | Cases | Weighted |   |
|-------|---------------|-------|----------|---|
| 1     | Western       | 69    | 70       |  16.6%   |
| 2     | Central       | 28    | 29       |  6.9%    |
| 3     | Greater Accra | 38    | 40       |  9.6%    |
| 4     | Eastern       | 93    | 96       |  22.8%   |
| 5     | Volta         | 78    | 82       |  19.5%   |
| 6     | Ashanti       | 45    | 46       |  11.0%  |
| 7     | Brong Ahafo   | 49    | 48       |  11.5% |
| 8     | Northern      | 3     | 3        |  0.7%  |
| 9     | Upper West    | 5     | 6        |  1.4%  |
| 10    | Upper East    | 0     | 0        |  0.0%  |

Warning: these figures indicate the number of cases found in the data file. They cannot be interpreted as summary statistics of the population of interest.