











REGION (region)

File: Y09F-livestock

Overview

Type: Continuous Valid cases: 3344 (3447.6)
Format: numeric Invalid: 3 (0)
Width: 8 Minimum: 1
Decimals: 0 Maximum: 10
Range: 1-10

CATEGORIES

Value	Category	Cases	Weighted	
1	Western	353	366	 10.6%
2	Central	352	363	 10.5%
3	Greater Accra	163	168	 4.9%
4	Eastern	459	470	 13.6%
5	Volta	393	410	 11.9%
6	Ashanti	319	331	 9.6%
7	Brong Ahafo	330	334	 9.7%
8	Northern	260	280	 8.1%
9	Upper West	208	233	 6.8%
10	Upper East	507	493	 14.3%

Warning: these figures indicate the number of cases found in the data file. They cannot be interpreted as summary statistics of the population of interest.