

# REGION (region)










File: Y09G-animal products

## Overview

---

Type: Continuous Valid cases: 149 (152)  
Format: numeric Invalid: 0 (0)  
Width: 8 Minimum: 1  
Decimals: 0 Maximum: 10  
Range: 1-10

### CATEGORIES

Value	Category	Cases	Weighted	
1	Western	20	20	 13.3%
2	Central	17	18	 12.0%
3	Greater Accra	7	7	 4.7%
4	Eastern	15	15	 10.1%
5	Volta	6	7	 4.3%
6	Ashanti	37	38	 24.8%
7	Brong Ahafo	38	38	 25.0%
8	Northern	0	0	 0.0%
9	Upper West	1	1	 0.7%
10	Upper East	8	8	 5.0%

Warning: these figures indicate the number of cases found in the data file. They cannot be interpreted as summary statistics of the population of interest.