








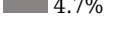
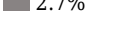
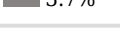
REGION (region)

File: Y09I-livestock expenditure

Overview

Type: Continuous Valid cases: 1005 (1035)
Format: numeric Invalid: 0 (0)
Width: 8 Minimum: 1
Decimals: 0 Maximum: 10
Range: 1-10

CATEGORIES

| Value | Category | Cases | Weighted | |
|-------|---------------|-------|----------|---|
| 1 | Western | 128 | 129 |  12.4% |
| 2 | Central | 125 | 127 |  12.3% |
| 3 | Greater Accra | 119 | 122 |  11.8% |
| 4 | Eastern | 214 | 219 |  21.1% |
| 5 | Volta | 106 | 111 |  10.7% |
| 6 | Ashanti | 97 | 103 |  9.9% |
| 7 | Brong Ahafo | 107 | 110 |  10.6% |
| 8 | Northern | 44 | 48 |  4.7% |
| 9 | Upper West | 25 | 28 |  2.7% |
| 10 | Upper East | 40 | 39 |  3.7% |

Warning: these figures indicate the number of cases found in the data file. They cannot be interpreted as summary statistics of the population of interest.