

# ECOLOGICAL ZONE (ez)




## File: Y09I-livestock expenditure

### Overview

---

Type: Continuous Valid cases: 1005 (1035)  
Format: numeric Invalid: 0 (0)  
Width: 8 Minimum: 1  
Decimals: 0 Maximum: 3  
Range: 1-3

#### CATEGORIES

Value	Category	Cases	Weighted	
1	Coastal	392	405	 39.1%
2	Forest	416	428	 41.3%
3	Savannah	197	202	 19.6%

Warning: these figures indicate the number of cases found in the data file. They cannot be interpreted as summary statistics of the population of interest.