







10BQ3B: UNIT OF TIMES PAID (bexptu)

File: Y10B-nonfarm expenditure

Overview

Type: Continuous Valid cases: 6617
Format: numeric Invalid: 0
Width: 8 Minimum: 3
Decimals: 0 Maximum: 8
Range: 3-8

CATEGORIES

Value	Category	Cases	
3	Day	1049	 15.9%
4	Week	2520	 38.1%
5	Month	1935	 29.2%
6	Quarter	210	 3.2%
7	Half year	41	 0.6%
8	Year	862	 13.0%

Warning: these figures indicate the number of cases found in the data file. They cannot be interpreted as summary statistics of the population of interest.