

# 10CQ12B: HOW OFTEN MONEY SPENT ON SELF (bsexpu)





File: Y10C-nonfarm revenue

## Overview

---

Type: Continuous Valid cases: 2440  
Format: numeric Invalid: 159  
Width: 8 Minimum: 3  
Decimals: 0 Maximum: 8  
Range: 3-8

### CATEGORIES

Value	Category	Cases	
3	Day	1197	 49.1%
4	Week	830	 34.0%
5	Month	324	 13.3%
6	Quarter	6	0.2%
7	Half year	11	0.5%
8	Year	72	 3.0%

Warning: these figures indicate the number of cases found in the data file. They cannot be interpreted as summary statistics of the population of interest.