








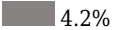


REGION (region)

File: Y11A-daily expenses

Overview

Type: Continuous Valid cases: 13121 (13419.9)
Format: numeric Invalid: 5 (0)
Width: 8 Minimum: 1
Decimals: 0 Maximum: 10
Range: 1-10

CATEGORIES

| Value | Category | Cases | Weighted | |
|-------|---------------|-------|----------|--|
| 1 | Western | 1427 | 1448 |  10.8% |
| 2 | Central | 1561 | 1601 |  11.9% |
| 3 | Greater Accra | 1644 | 1625 |  12.1% |
| 4 | Eastern | 1814 | 1865 |  13.9% |
| 5 | Volta | 1667 | 1735 |  12.9% |
| 6 | Ashanti | 2147 | 2208 |  16.5% |
| 7 | Brong Ahafo | 1280 | 1313 |  9.8% |
| 8 | Northern | 533 | 567 |  4.2% |
| 9 | Upper West | 242 | 273 |  2.0% |
| 10 | Upper East | 806 | 784 |  5.8% |

Warning: these figures indicate the number of cases found in the data file. They cannot be interpreted as summary statistics of the population of interest.