

# 12BQ4B: TIME UNIT-HOW OFTEN (utfoodc)







File: Y12B-consumption of own produce

## Overview

---

Type: Continuous Valid cases: 23374  
Format: numeric Invalid: 0  
Width: 8 Minimum: 3  
Decimals: 0 Maximum: 8  
Range: 3-8

### CATEGORIES

Value	Category	Cases	
3	Day	6616	 28.3%
4	Week	12222	 52.3%
5	Month	4153	 17.8%
6	Quarter	92	 0.4%
7	Half Year	33	 0.1%
8	Year	258	 1.1%

Warning: these figures indicate the number of cases found in the data file. They cannot be interpreted as summary statistics of the population of interest.