











REGION (region)

File: Y13A1B-fertility history B

Overview

Type: Continuous Valid cases: 7230 (7428.5)
Format: numeric Invalid: 0 (0)
Width: 8 Minimum: 1
Decimals: 0 Maximum: 10
Range: 1-10

CATEGORIES

Value	Category	Cases	Weighted	
1	Western	865	887	 11.9%
2	Central	835	853	 11.5%
3	Greater Accra	636	627	 8.4%
4	Eastern	922	956	 12.9%
5	Volta	888	932	 12.6%
6	Ashanti	1313	1353	 18.2%
7	Brong Ahafo	767	781	 10.5%
8	Northern	386	410	 5.5%
9	Upper West	199	224	 3.0%
10	Upper East	419	407	 5.5%

Warning: these figures indicate the number of cases found in the data file. They cannot be interpreted as summary statistics of the population of interest.