








13AQ16: WHERE LAST CHILD WAS BORN (lcbwh)

File: Y13A2-fertility history C

Overview

Type: Continuous Valid cases: 1795 (1838.8)
Format: numeric Invalid: 467 (476.5)
Width: 8 Minimum: 1
Decimals: 0 Maximum: 7
Range: 1-7

CATEGORIES

| Value | Category | Cases | Weighted | |
|-------|----------------------------|-------|----------|--|
| 1 | Hospital | 418 | 424 |  23.1% |
| 2 | Clinic | 217 | 222 |  12.1% |
| 3 | Maternity Home | 132 | 133 |  7.3% |
| 4 | Maternal Health Care (MCH) | 15 | 15 |  0.8% |
| 5 | Home of Attendant | 88 | 90 |  4.9% |
| 6 | Own home | 897 | 926 |  50.3% |
| 7 | Other | 28 | 29 |  1.6% |

Warning: these figures indicate the number of cases found in the data file. They cannot be interpreted as summary statistics of the population of interest.