









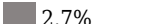
REGION (region)

File: Y13A2-fertility history C

Overview

Type: Continuous Valid cases: 2262 (2315.4)
Format: numeric Invalid: 0 (0)
Width: 8 Minimum: 1
Decimals: 0 Maximum: 10
Range: 1-10

CATEGORIES

| Value | Category | Cases | Weighted | |
|-------|---------------|-------|----------|---|
| 1 | Western | 266 | 272 |  11.8% |
| 2 | Central | 262 | 269 |  11.6% |
| 3 | Greater Accra | 248 | 244 |  10.6% |
| 4 | Eastern | 299 | 307 |  13.3% |
| 5 | Volta | 278 | 290 |  12.5% |
| 6 | Ashanti | 383 | 392 |  16.9% |
| 7 | Brong Ahafo | 232 | 236 |  10.2% |
| 8 | Northern | 107 | 114 |  4.9% |
| 9 | Upper West | 56 | 63 |  2.7% |
| 10 | Upper East | 131 | 128 |  5.5% |

Warning: these figures indicate the number of cases found in the data file. They cannot be interpreted as summary statistics of the population of interest.