









13BQ2: SOURCE OF KNOWLEDGE (wkbcm)

File: Y13B-birth control

Overview

Type: Continuous Valid cases: 11435 (11642.1)
Format: numeric Invalid: 13126 (13515)
Width: 8 Minimum: 1
Decimals: 0 Maximum: 8
Range: 1-8

CATEGORIES

Value	Category	Cases	Weighted	
1	Relative or spouse	1785	1824	 15.7%
2	Friend	4927	5024	 43.2%
3	Family Planning Clinic	2713	2749	 23.6%
4	Other Medical Facility	618	622	 5.3%
5	School	384	392	 3.4%
6	Radio/TV	339	341	 2.9%
7	Magazine/Print	46	46	 0.4%
8	Other (specify)	623	644	 5.5%

Warning: these figures indicate the number of cases found in the data file. They cannot be interpreted as summary statistics of the population of interest.