

# REGION (region)











File: Y15A-money and goods lent

## Overview

---

Type: Continuous Valid cases: 3183 (3259)  
Format: numeric Invalid: 1 (0)  
Width: 8 Minimum: 1  
Decimals: 0 Maximum: 10  
Range: 1-10

### CATEGORIES

Value	Category	Cases	Weighted	
1	Western	368	376	 11.5%
2	Central	399	409	 12.5%
3	Greater Accra	348	344	 10.6%
4	Eastern	439	452	 13.9%
5	Volta	384	401	 12.3%
6	Ashanti	574	590	 18.1%
7	Brong Ahafo	304	309	 9.5%
8	Northern	127	135	 4.1%
9	Upper West	64	72	 2.2%
10	Upper East	176	172	 5.3%

Warning: these figures indicate the number of cases found in the data file. They cannot be interpreted as summary statistics of the population of interest.