

# REGION (region)











File: Y16A-anthropometrics 1

## Overview

---

Type: Continuous Valid cases: 14492 (14879.3)  
Format: numeric Invalid: 4 (0)  
Width: 8 Minimum: 1  
Decimals: 0 Maximum: 10  
Range: 1-10

### CATEGORIES

Value	Category	Cases	Weighted	
1	Western	1682	1719	 11.6%
2	Central	1578	1627	 10.9%
3	Greater Accra	1376	1364	 9.2%
4	Eastern	2087	2145	 14.4%
5	Volta	1726	1803	 12.1%
6	Ashanti	2238	2295	 15.4%
7	Brong Ahafo	1536	1563	 10.5%
8	Northern	918	986	 6.6%
9	Upper West	413	462	 3.1%
10	Upper East	938	914	 6.1%

Warning: these figures indicate the number of cases found in the data file. They cannot be interpreted as summary statistics of the population of interest.