

# S1V4: MIGRATION PATTERN SINCE 1977 (migrat)





File: COMM-community

## Overview

---

Type: Continuous Valid cases: 86  
Format: numeric Invalid: 0  
Width: 8 Minimum: 1  
Decimals: 0 Maximum: 4  
Range: 1-4

### CATEGORIES

Value	Category	Cases	
1	More arrivals	47	 54.7%
2	More departures	27	 31.4%
3	Abouth the same	8	 9.3%
4	Neither arrivals nor departures	4	 4.7%

Warning: these figures indicate the number of cases found in the data file. They cannot be interpreted as summary statistics of the population of interest.