

## S5Q2A: TIMES/YEAR PLANTED - CROP 1 (plant1)




File: COMM-community

### Overview

---

Type: Continuous    Valid cases: 86  
Format: numeric    Invalid: 0  
Width: 8            Minimum: 1  
Decimals: 0        Maximum: 3  
Range: 1-3

#### CATEGORIES

Value	Category	Cases	
1	Once	42	 48.8%
2	Twice	21	 24.4%
3	Tree crop	23	 26.7%

Warning: these figures indicate the number of cases found in the data file. They cannot be interpreted as summary statistics of the population of interest.