







S5Q4A: HOW HARVESTED IS SOLD? - CROP 1 (sold1)

File: COMM-community

Overview

Type: Continuous Valid cases: 83
Format: numeric Invalid: 3
Width: 8 Minimum: 1
Decimals: 0 Maximum: 6
Range: 1-6

CATEGORIES

| Value | Category | Cases | |
|-------|----------------------------|-------|---|
| 1 | At the local market | 11 |  13.3% |
| 2 | At market of another place | 26 |  31.3% |
| 3 | To private transporters | 18 |  21.7% |
| 4 | To public agencies | 22 |  26.5% |
| 5 | To a cooperative | 2 |  2.4% |
| 6 | Other | 4 |  4.8% |

Warning: these figures indicate the number of cases found in the data file. They cannot be interpreted as summary statistics of the population of interest.