

# S5Q2D: TIMES/YEAR PLANTED - CROP 4 (plant4)




File: COMM-community

## Overview

---

Type: Continuous Valid cases: 77  
Format: numeric Invalid: 9  
Width: 8 Minimum: 1  
Decimals: 0 Maximum: 4  
Range: 1-4

### CATEGORIES

Value	Category	Cases	
1	Once	48	 63.2%
2	Twice	26	 34.2%
3	Tree crop	2	 2.6%

Warning: these figures indicate the number of cases found in the data file. They cannot be interpreted as summary statistics of the population of interest.