







# S5Q4D: HOW HARVESTED CROP IS SOLD? - CROP 4 (sold4)

File: COMM-community

## Overview

Type: Continuous Valid cases: 72  
Format: numeric Invalid: 14  
Width: 8 Minimum: 1  
Decimals: 0 Maximum: 6  
Range: 1-6

### CATEGORIES

| Value | Category                   | Cases |   |
|-------|----------------------------|-------|---|
| 1     | At the local market        | 16    |  22.2% |
| 2     | At market of another place | 34    |  47.2% |
| 3     | To private transporters    | 17    |  23.6% |
| 4     | To public agencies         | 1     |  1.4%  |
| 5     | To a cooperative           | 0     |  0.0%  |
| 6     | Other                      | 4     |  5.6%  |

Warning: these figures indicate the number of cases found in the data file. They cannot be interpreted as summary statistics of the population of interest.