

# S5Q2E: TIMES/YEAR PLANTED - CROP 5 (plant5)




File: COMM-community

## Overview

---

Type: Continuous Valid cases: 66  
Format: numeric Invalid: 20  
Width: 8 Minimum: 1  
Decimals: 0 Maximum: 3  
Range: 1-3

### CATEGORIES

Value	Category	Cases	
1	Once	49	 74.2%
2	Twice	13	 19.7%
3	Tree crop	4	 6.1%

Warning: these figures indicate the number of cases found in the data file. They cannot be interpreted as summary statistics of the population of interest.