







S5Q4E: HOW HARVEST CROP IS SOLD? - CROP 5 (sold5)

File: COMM-community

Overview

Type: Continuous Valid cases: 63
Format: numeric Invalid: 23
Width: 8 Minimum: 1
Decimals: 0 Maximum: 6
Range: 1-6

CATEGORIES

Value	Category	Cases	
1	At the local market	11	 17.5%
2	At market of another place	27	 42.9%
3	To private transporters	16	 25.4%
4	To public agencies	4	 6.3%
5	To a cooperative	0	 0.0%
6	Other	5	 7.9%

Warning: these figures indicate the number of cases found in the data file. They cannot be interpreted as summary statistics of the population of interest.