

# S5Q2G: TIMES/YEAR PLANTED - CROP 7 (plant7)




File: COMM-community

## Overview

---

Type: Continuous Valid cases: 41  
Format: numeric Invalid: 45  
Width: 8 Minimum: 1  
Decimals: 0 Maximum: 3  
Range: 1-3

### CATEGORIES

Value	Category	Cases	
1	Once	27	 65.9%
2	Twice	12	 29.3%
3	Tree crop	2	 4.9%

Warning: these figures indicate the number of cases found in the data file. They cannot be interpreted as summary statistics of the population of interest.