

# S5Q2I: TIMES/YR PLANTED - CROP 9 (plant9)




File: COMM-community

## Overview

---

Type: Continuous Valid cases: 22  
Format: numeric Invalid: 64  
Width: 8 Minimum: 1  
Decimals: 0 Maximum: 3  
Range: 1-3

### CATEGORIES

Value	Category	Cases	
1	Once	13	 59.1%
2	Twice	6	 27.3%
3	Tree crop	3	 13.6%

Warning: these figures indicate the number of cases found in the data file. They cannot be interpreted as summary statistics of the population of interest.