





S5Q21: PROPORTION OF SHARECROPPERS (propshcr)

File: COMM-community

Overview

Type: Continuous Valid cases: 43
Format: numeric Invalid: 43
Width: 8 Minimum: 1
Decimals: 0 Maximum: 4
Range: 1-4

CATEGORIES

Value	Category	Cases	
1	More farmers	8	 18.6%
2	Half	6	 14.0%
3	Less than half	14	 32.6%
4	Only a few people	15	 34.9%

Warning: these figures indicate the number of cases found in the data file. They cannot be interpreted as summary statistics of the population of interest.